



ector Industries, Inc.

2125 S. West Avenue Waukesha, WI 53189

GENERAL

FA-700 (AL) TC and FA-1000 (AL)TC feeders are designed for maximum operating specifications of:
300psi (20.7 bar), 200°F (93°C)

Select valves and fittings to meet working pressure of the system being treated.

Two and five gallon feeders may be used to slug feed powdered or liquid treatments or for use with briquette treatments.

INSTALLATION

Install feeder in accordance with one of three following alternates:

1. Between suction and discharge sides of a pump.
2. On horizontal or vertical piping, using a valve or orifice to create flow through the feeder.
3. Direct to system piping or pump suction using water from a source at higher pressure.


CAUTION: Be sure there is no possibility of chemical backing up into a domestic water supply line.

TO CHARGE FEEDER

1. When using (2) or (5) gallon feeders with briquette treatments - Close inlet and outlet valves and drain by opening valve and petcock. Remove cover and fill with desired number of briquettes. Replace cover, closed drain valve, open inlet and outlet valves, and close petcock after all air has been forced from feeder.
2. When using any feeder with powdered or liquid treatment - Close inlet and outlet valves; drain. Close drain valve, remove cover and fill with liquid or dissolved powdered treatment. Replace cover and open inlet and outlet valves.

OPERATION

1. For controlled solution rate, or for continuous feed when using briquette treatments with the (2) gallon or (5) gallon feeders, adjust Flo-Control Valve to give desired rate of flow through the feeder.
2. To slug feed chemical with any feeder, leave inlet and outlet valves wide open until all chemicals are fed to the system being treated. (Note: When slug feed is to be used, Flo- Control Valve can be eliminated from valve requirements.)

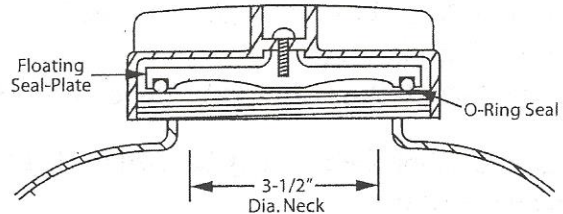
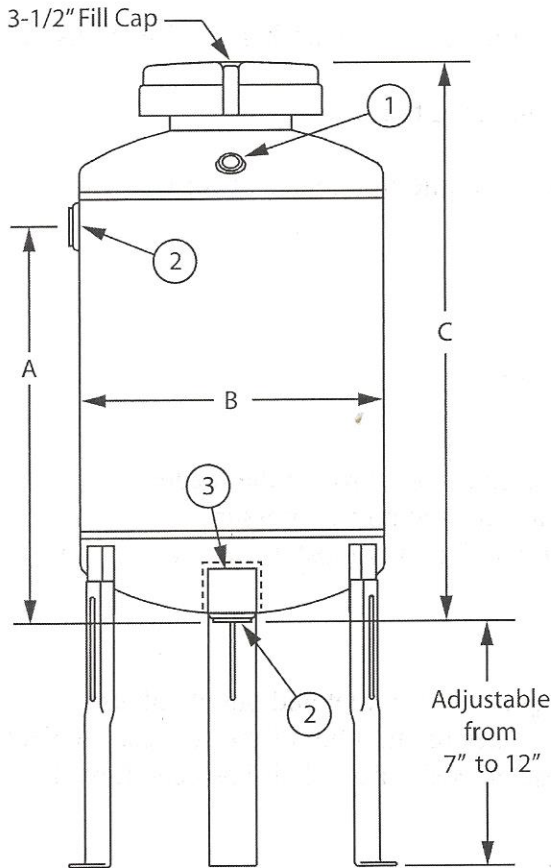


ector Industries, Inc.

2125 S. West Avenue Waukesha, WI 53189

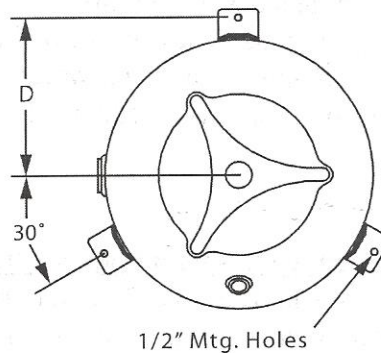
Buttress Threaded Closure Style Feeder

(Filter Conversion Kit Optional)



Cross-dissection of the 1/4 Buttress Threaded Closure assembly.

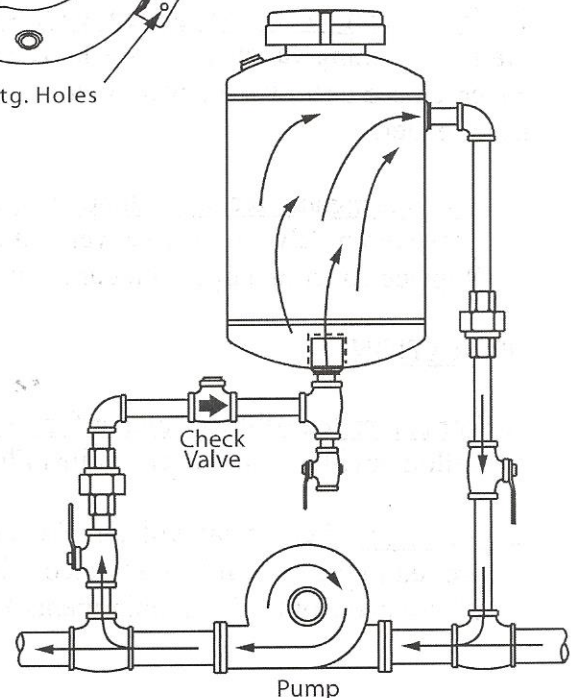
Features a self-aligning floating seal-plate that ensures a perfect seat between the closure and neck of the feeder.



- ① 1/4" Female NPT Fitting
- ② 3/4" Female NPT Fitting
- ③ Filter Kit Adapter Included in all tanks

Model	Approx. Capacity	A	B	C	D	Shipping Weight
FA-700-TC	2 Gallons	12"	7"	17-1/2"	N/A	19 lbs
FA-700AL-TC	2 Gallons	12"	7"	17-1/2"	4-1/2"	22 lbs
FA-1000-TC	5 Gallons	13"	10"	19-1/2"	N/A	27 lbs
FA-1000AL-TC	5 Gallons	13"	10"	19-1/2"	6"	32 lbs

Max operating specifications of 300psi (20.7bar), 200°F (93°C)
Models with "AL" suffix include adjustable leg set (AL105)



Voice: 262-542-4550 | Fax: 262-542-4490

Email: sales@vector-industries.com

Web: www.vector-industries.com

© 2010 Vector Industries, Inc. | Bulletin BP710TC-0910