


Truflo® — PulsePro® SERIES

Plastic Surge Suppressor | Pulsation Dampener



- ✔ Reduce Damaging Effects of Water Hammer
- ✔ Reduces Vibration | Protects Valves | Sensors
- ✔ Provides Constant Output Required for Flow Meters and Pressure Gauges



Featuring:

- ✔ All Plastic design | GFPP | CFPVDF | PTFE
- ✔ Easy to Install
- ✔ Lightweight | In-Line Design
- ✔ No Pre-Charging Required
- ✔ Corrosion Resistant Inside and Outside
- ✔ Long Lasting Heavy Duty Diaphragm
- ✔ Self-Adapting Technology — Constantly reacting to hydraulic demands
- ✔ Up to 90% + Reduction in Pressure Spikes
- ✔ Easy to Size
- ✔ Suitable for Viscous Liquids

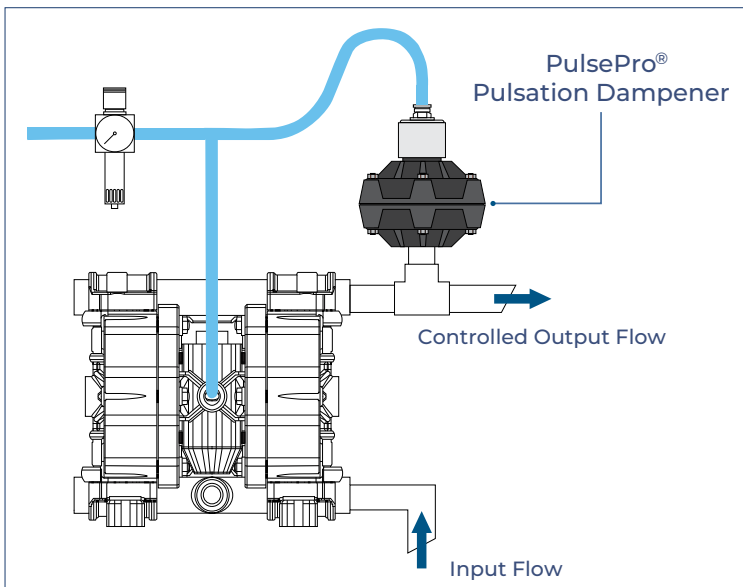
Engineered for Accuracy, Ruggedness & Longevity

The PulsePro® Series Surge Suppressor | Pulsation Dampener is maintenance free and offers a new air feed/bleed technology that is self-adaptive to the ever changing environment found within a pressurized piping system.

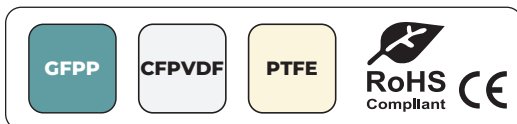
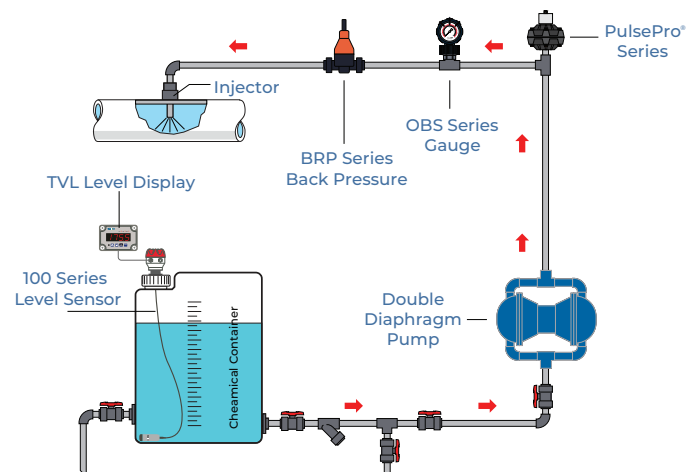
With an active diaphragm-plunger that requires no preloading or tuning, the PulsePro® is built tough and designed to operate flawlessly in the most demanding of industrial environments.

The PulsePro® is programmed to respond immediately to dampen any shocks or hammer that may suddenly occur, as well as minimize the harmful hydraulic shocks caused by volumetric air diaphragm pumps, water hammer, metering/dosing pumps.

Application Sample



Chemical System Schematic





Technical Specifications

PPS 075

Technical Data		Materials	Flow Range
Inlet/Outlet	3/4"	GFPP CFPVDF	10 - 32 LPM
Air Connection	3/8"		
Air Exhaust Plug	1/4"	Polyvinylidene Fluoride (PVDF)	2.64 - 8.5 GPM
Max. Pressure (Inlet)	150 Psi		
Dimensions	ø 4.7" x 4.9"		

PPS 100

Technical Data		Materials	Flow Range
Inlet/Outlet	1"	GFPP CFPVDF	22 - 165 LPM
Air Connection	1/2"		
Air Exhaust Plug	1/4"	Polyvinylidene Fluoride (PVDF)	8.5 - 44 GPM
Max. Pressure (Inlet)	150 Psi		
Dimensions	ø 7.2" x 6.9"		

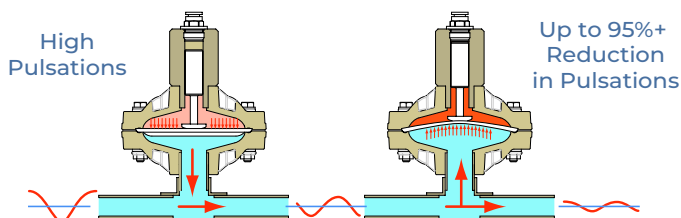
PPS 150

Technical Data		Materials	Flow Range
Inlet/Outlet	1 1/2"	GFPP CFPVDF	165 - 250 LPM
Air Connection	3/8"		
Air Exhaust Plug	1/4"	Polyvinylidene Fluoride (PVDF)	44 - 66 GPM
Max. Pressure (Inlet)	150 Psi		
Dimensions	ø 9" x 9.12"		

PPS 200

Technical Data		Materials	Flow Range
Inlet/Outlet	2"	GFPP CFPVDF	250 - 680 LPM
Air Connection	1/2"		
Air Exhaust Plug	1/2"	Polyvinylidene Fluoride (PVDF)	66 - 179 GPM
Max. Pressure (Inlet)	150 Psi		
Dimensions	ø 13.7.7 x 15.9"		

Pulse | Surge Compressor



Model Selection

PulsePro® — Pulsation Dampener		
Size	Part Number	Material
3/4"	PPS-075-WRHTN	GFPP
1"	PPS-100-WRHTN	GFPP
1 1/2"	PPS-150-WRHTN	GFPP
2"	PPS-200-WRHTN	GFPP
3/4"	PPS-075-CHTN	CFPVDF
1"	PPS-100-CHTN	CFPVDF
1 1/2"	PPS-150-CHTN	CFPVDF
2"	PPS-200-CHTN	CFPVDF