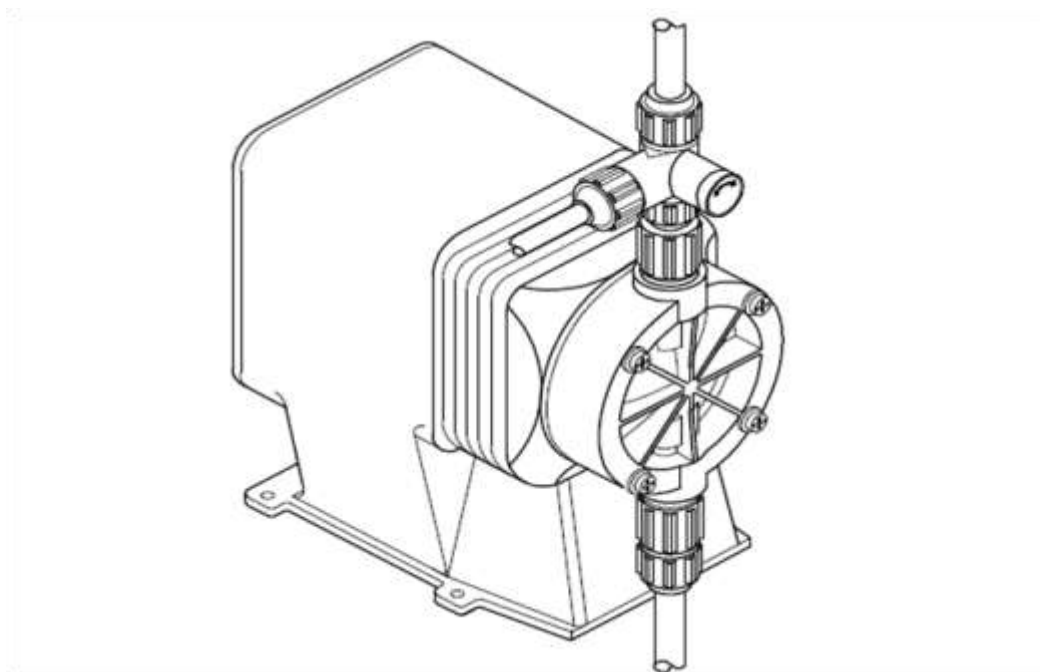


PULSAtron®

Electronic Metering Pumps

IDENTIFICATION SCHEDULE

- **Wetted Component Assemblies**
- **Drive Assemblies**
- **Control Panel Assemblies**
- **New Wet End Parts Sheets**



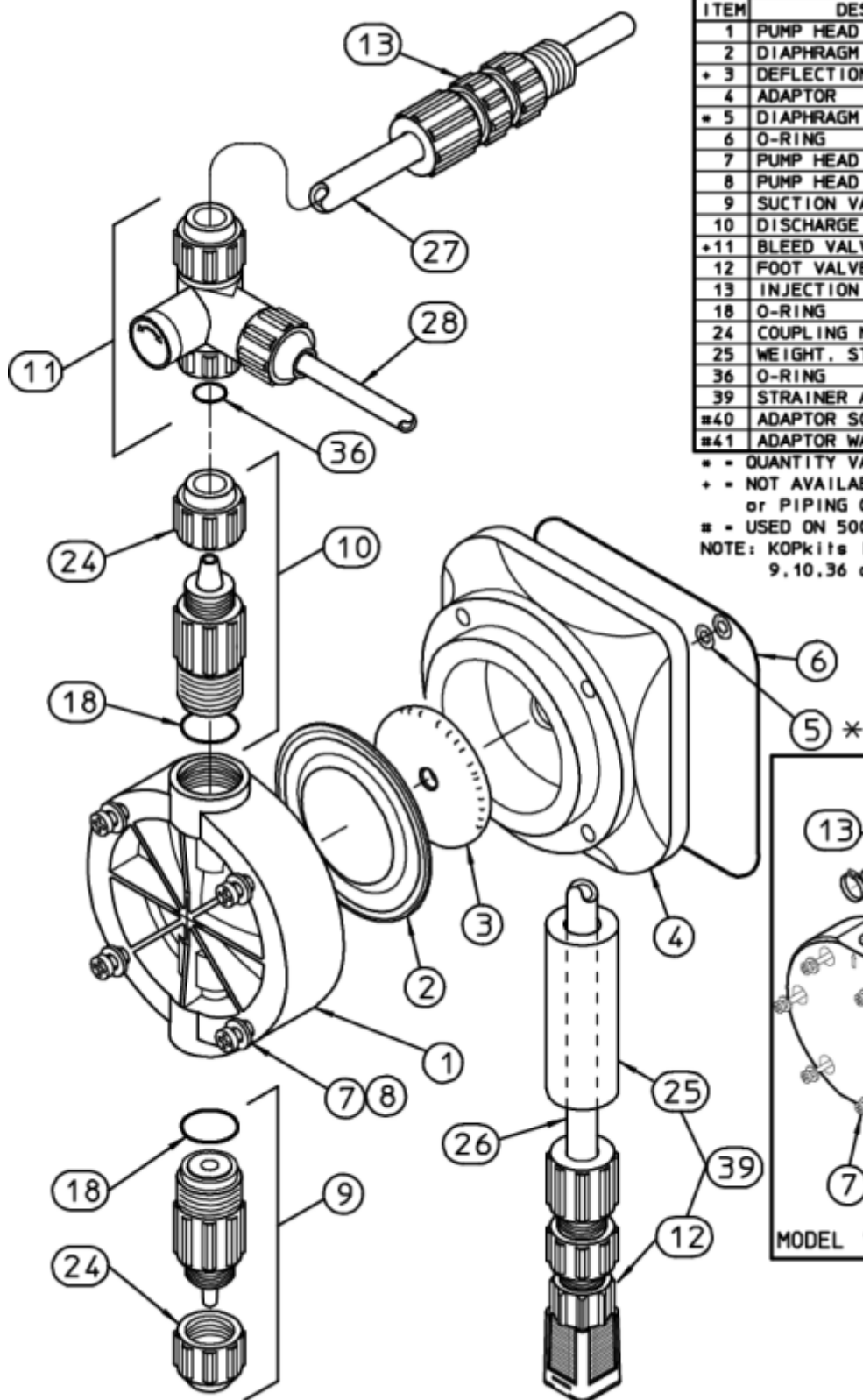
 PULSAFEEDER®

PARTS IDENTIFICATION SCHEDULE

TABLE OF CONTENTS

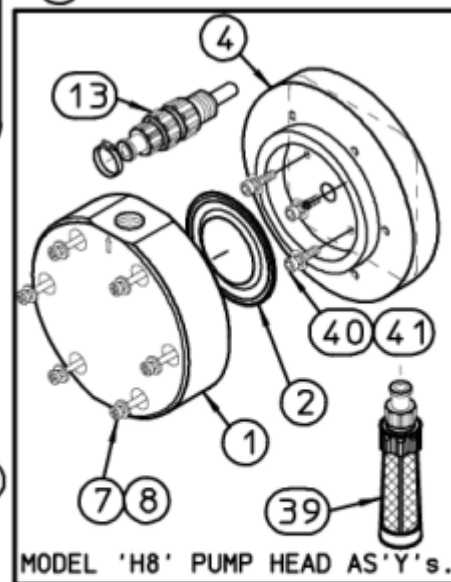
E-Plus, MP, HV and Series E wetted parts Drawing.....	Page 4
E-Plus, MP, HV and Series E Parts Lists.....	Page 5-6
Series MP drive assembly Drawing.....	Page 7
E-Plus, HV and Series E drive assembly Drawing.....	Page 8
E-Plus, MP, HV and Series E Parts Lists.....	Page 9-12
Series A-Plus, C-Plus, C, E, And E-DC wetted parts Drawing.....	Page 13
Series A-Plus, C-Plus, C, E, And E-DC Parts Lists.....	Page 14-15
Series A-Plus, C-Plus, C, E, And E-DC drive assembly Drawing.....	Page 16
Series A-Plus, C-Plus, C, drive assembly Drawing (external pace).....	Page 17
Series A-Plus, C-Plus, C, E, And E-DC Parts Lists.....	Page 18-20
Five Function Valve Parts.....	Page 21
Five Function De-Gas Valve Parts.....	Page 22
Liquid End Parts Directory	Page 23
Wet End Parts Sheets.....	Page 24-75

SERIES MP, E+, HV AND SERIES E WETTEND COMPONENT ASSEMBLIES



ITEM	DESCRIPTION	QTY
1	PUMP HEAD	1
2	DIAPHRAGM	1
+ 3	DEFLECTION PLATE	1
4	ADAPTOR	1
* 5	DIAPHRAGM SHIMS	0-2
6	O-RING	1
7	PUMP HEAD SCREWS	4-6
8	PUMP HEAD WASHERS	4-6
9	SUCTION VALVE CARTRIDGE ASSY	1
10	DISCHARGE VALVE CARTRIDGE ASSY	1
+11	BLEED VALVE ASSEMBLY	1
12	FOOT VALVE/STRAINER ASSEMBLY	1
13	INJECTION VALVE ASSEMBLY	1
18	O-RING	2
24	COUPLING NUT	2
25	WEIGHT, STRAINER	1
36	O-RING	1
39	STRAINER ASSEMBLY w/ WEIGHT	REF
#40	ADAPTOR SCREW	4
#41	ADAPTOR WASHER	4

* = QUANTITY VARIES, SHIM AS REQUIRED.
 + = NOT AVAILABLE ON 500-GPD MODEL (H8)
 or PIPING CONNECTIONS.
 * = USED ON 500-GPD MODEL (H8) ONLY.
 NOTE: KOPkits INCLUDE ITEMS #1,2,5,7,8
 9,10,36 and 60 (SEE DRIVE AS'Y).



SERIES MP, E+, HV AND SERIES E WETTEND COMPONENT ASSEMBLIES

* Digits 3 & 4 are provided in charts for proper model identification.

* More Series E models are shown beginning on page 13

* Complete model information is published in the price schedule.

PART NO.	QUANTITY	MODEL LM, LV, LP, LE (DIGITS 3, 4)
ITEM NO. 1: PUMP HEAD (GFPPL)		
L0200900-FPP	1	A2, B2, K2 (STANDARD)
L0200300-FPP	1	A3, B3, D3, K3 (STANDARD)
L0200400-FPP	1	B4, D4, E4, F4, G4, H4
L0200500-FPP	1	G5, H5, K5
L0200600-FPP	1	H6
L0200700-FPP	1	H7, K7
L0200800-PPL	1	H8
L0201000-FPP	1	A3, B3, D3, K3 ("J" HEAD OPTION)
ITEM NO. 1: PUMP HEAD (PVC)		
L0200900-PVC	1	A2 (STANDARD AND "J" HEAD OPTION)
L0200300-PVC	1	A3, B3, K3 (STANDARD)
L0200400-PVC	1	B4, D4, G4, E4
L0200500-PVC	1	G5, H5, K5
L0200600-PVC	1	H6
L0200700-HPV	1	H7, K7
L0200800-HPV	1	H8
L0201000-PVC	1	A3, B3, K3 ("J" HEAD OPTION)
ITEM NO. 1: PUMP HEAD (SAN)		
L0200400-SAN	1	B4, E4
ITEM NO. 1: PUMP HEAD (S.S. 316)		
L0200200-316	1	A2, B2, K2
L0200300-316	1	A3, B3, D3
L0200400-316	1	B4, D4, E4, F4, G4, H4
L0200500-316	1	G5, H5
L0200600-316	1	H6
L0200700-316	1	H7, K7
ITEM NO. 1: PUMP HEAD (PVDF)		
L0200900-PVD	1	A2, B2, K2 (STANDARD)
L0200300-PVD	1	A3, B3, D3, K3 (STANDARD)
L0200400-PVD	1	B4, D4, E4
L0200500-PVD	1	G5, H5, K5
L0200600-PVD	1	H6
L0200700-PVD	1	H7, K7
L0201000-PVD	1	A3, B3, D3, K3 ("J" HEAD OPTION)
ITEM NO. 2: DIAPHRAGM		
L0300900-THY	1	A2, B2, K2
L0301000-THY	1	A3, B3, D3, K3
L0301100-THY	1	B4, D4, E4, F4, G4, H4
L0301200-THY	1	G5, H5, K5
L0301300-THY	1	H6
L0301400-THY	1	H7, K7
L0301600-THY	1	H8

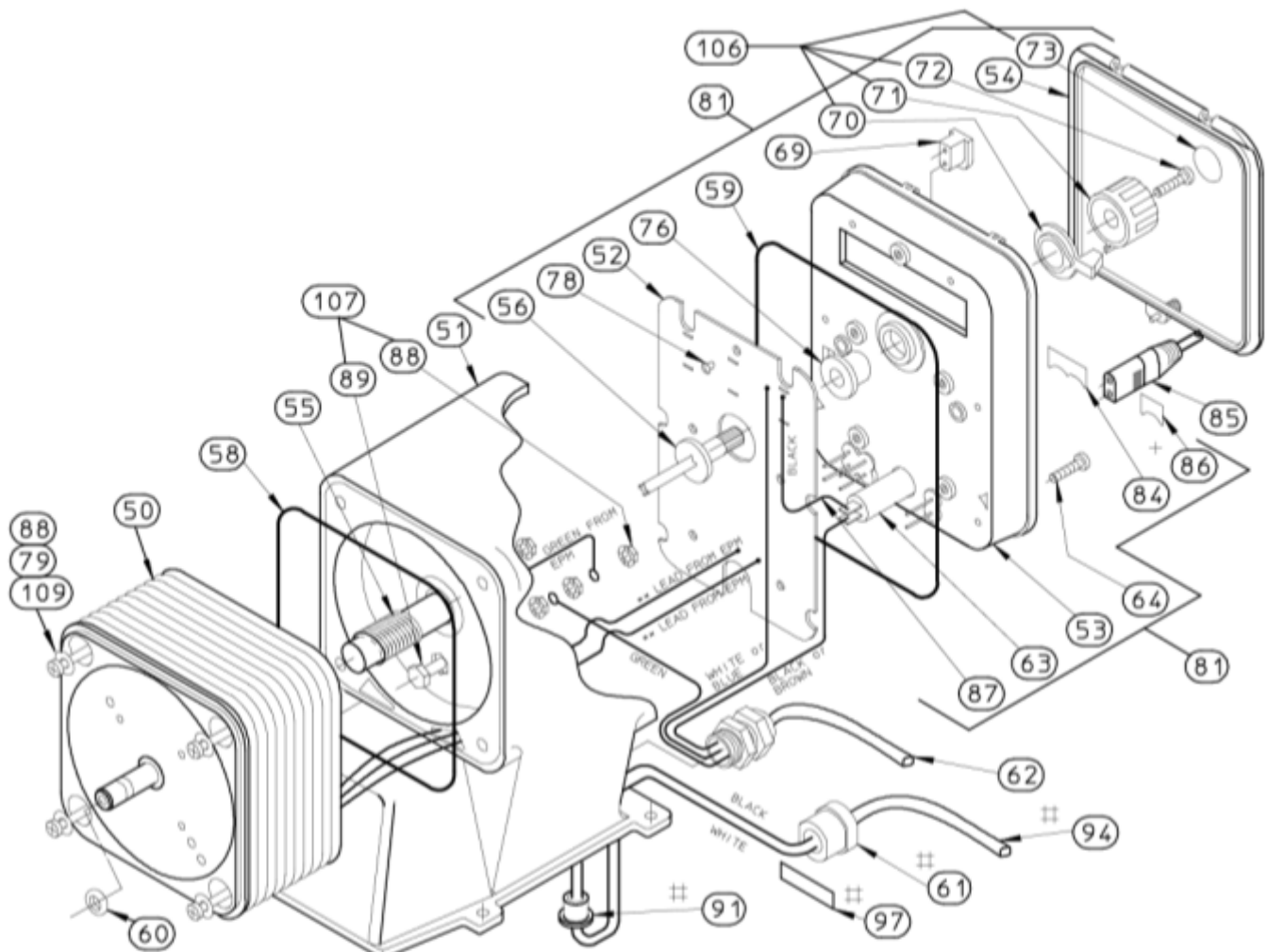
SERIES MP, E+, HV AND SERIES E WETTEND COMPONENT ASSEMBLIES (CONT) PARTS IDENTIFICATION

* More Series E models are shown beginning on page 13

PART NO.	QUANTITY	MODEL LM, LV, LP, LE (DIGITS 3, 4)
ITEM NO. 3: DEFLECTION PLATE		
L2100200-FPP	1	A2, B2, K2
L2100300-FPP	1	A3, B3, D3, K3
L2100400-FPP	1	B4, D4, E4, F4, G4, H4
L2100500-FPP	1	G5, H5, K5
L2100600-FPP	1	H6
L2100700-FPP	1	H7, K7
ITEM NO. 4: ADAPTER (Requires P/N: L9808000-000 EPM Mounting Conversion kit)		
L0400200-FPP	1	A2, B2, K2
L0400300-FPP	1	A3, B3, D3, K3
L0400400-FPP	1	B4, D4, E4, F4, G4, H4
L0400500-FPP	1	G5, K5
L0400600-FPP	1	H4
L0400700-FPP	1	H5
L0400800-FPP	1	H6
L0400900-FPP	1	H7, K7
L0401400-PPL	1	H8
ITEM NO. 5: DIAPHRAGM SHIMS (KIT - CONTAINS 3 SHIMS)		
L3900100-000	0-2	ALL MODELS
ITEM NO. 6: EPM/ADAPTER O-RING		
L1500400-NTR	1	A2, A3, B2, B3, B4, D3, D4, E4, F4, G4, G5, K2, K3, K5
L1500600-NTR	1	H4, H5, H6, H7, H8, K7
ITEM NO. 7 & 8: PUMP HEAD SCREWS AND WASHERS KIT (CONTAINS BOLTS AND WASHERS)		
L3900200-000	4	A2, A3, B2, B3, B4, D3, D4, E4, F4, G4, H4, K2, K3
L3900300-000	4	G5, H5, H6, H7, K5, K7
L3900400-000	6	H8
L3900500-000 (S.S. Head Only)	4	A3, B3, D3, B4, D4, E4, F4, G4, H4, K2, K3
L3900600-000 (S.S. Head Only)	4	G5, H5, H6, H7, K5, K7
ITEM NO. 9: SUCTION VALVE ASSEMBLY		
Refer to the liquid end parts sheets that begin on page 23 for the wet end code of your pump or the price schedule		
ITEM NO. 10: DISCHARGE VALVE ASSEMBLY		
Refer to the liquid end parts sheets that begin on page 23 for the wet end code of your pump or the price schedule		
ITEM NO. 11: BLEED VALVE ASSEMBLY (STANDARD)		
Refer to the liquid end parts sheets that begin on page 23 for the wet end code of your pump or the price schedule		
ITEM NO. 12: FOOT VALVE/STRAINER ASSEMBLY		
Refer to the liquid end parts sheets that begin on page 23 for the wet end code of your pump or the price schedule		
ITEM NO. 13: INJECTION/BACK PRESSURE VALVE ASSEMBLY		
Refer to the liquid end parts sheets that begin on page 23 for the wet end code of your pump or the price schedule		
ITEM NO. 18: SUCTION/DISCHARGE O-RING		
L1501300-HYP	1 EACH	ALL MODELS
L1501300-TFE	1 EACH	ALL MODELS
L1501300-VTN	1 EACH	ALL MODELS
ITEM NO. 24: COUPLING NUTS		
Refer to the liquid end parts sheets that begin on page 23 for the wet end code of your pump or the price schedule		
ITEM NO. 25: CERAMIC TUBE WEIGHT (INCLUDED WITH 39)		
L9906700-000	1	MODELS WITH SUCTION TUBING $\leq 1/2"$ OD
ITEM NO. 36: BLEED VALVE O-RING		
L1501200-TFE	1	ALL MODELS
ITEM NO. 39: FOOT VALVE/STRAINER ASSEMBLY WITH WEIGHT		

Refer to the liquid end parts sheets that begin on page 23 for the wet end code of your pump or the price schedule

SERIES MP DRIVE ASSEMBLY AND CONTROL PANEL PARTS IDENTIFICATION



ITEM	DESCRIPTION	QTY	ITEM	DESCRIPTION	QTY
50	ELEC. POWER MODULE(EPM)	1	73	KNOB STICKER,STROKE LG.	1
51	HOUSING	1	74	EPM MOUNTING SCREW	4
52	ELECTRONIC CONTROL BOARD	1	76	GROMMET,STROKE LENGTH	1
53	CONTROL PANEL	1	77	TOUCH PAD(NOT SHOWN)	1
54	DUST COVER ASSEMBLY	1	78	CIRCUIT MOUNT SCREW	5
55	FEMALE ADJUSTMENT SHAFT	1	79	EPM MOUNTING WASHER	4
56	MALE ADJUSTMENT SHAFT	1	81	CONTROL PANEL ASSEMBLY	REF
57	EPM RETAINING PLATE	1	84	STOP/SIGNAL LABEL	1
58	EPM/HOUSING O-RING	1	85	STOP/FUNC.CORD(NOT SHOWN)	2-3
59	CONTROL PANEL O-RING	1	86+	RELAY LABEL	1
60	SECONDARY SEAL	1	87	JUMPER WIRE	1
61#	STRAIN RELIEF(SIGNAL)	1	88	GROUND LUG NUT w/ WASHER	7
62	POWER CORD AS'Y, HSG.#2	1	89	GROUND LUG BOLT	1
63	CIRCUIT BREAKER	1	91#	SIGNAL CORD BUSHING	1
64	CONTROL PANEL SCREWS	5-6	92	BREAKER COVER(NOT SHOWN)	1
69	PIN PLUG	2	94#	SIGNAL CORD	1
71	KNOB,STROKE LENGTH	1	97#	SIGNAL/POWER LABEL	1
72	KNOB MOUNTING SCREW	1	106	KNOB KIT, STROKE LENGTH	REF
73	KNOB STICKER,STROKE LG.	1	107	GROUND LUG KIT	REF
			109	SCREW, EMP MOUNTING	4

= USED ON POWER RELAY MODEL ONLY.

+ = USED ON SIGNAL RELAY MODEL ONLY.

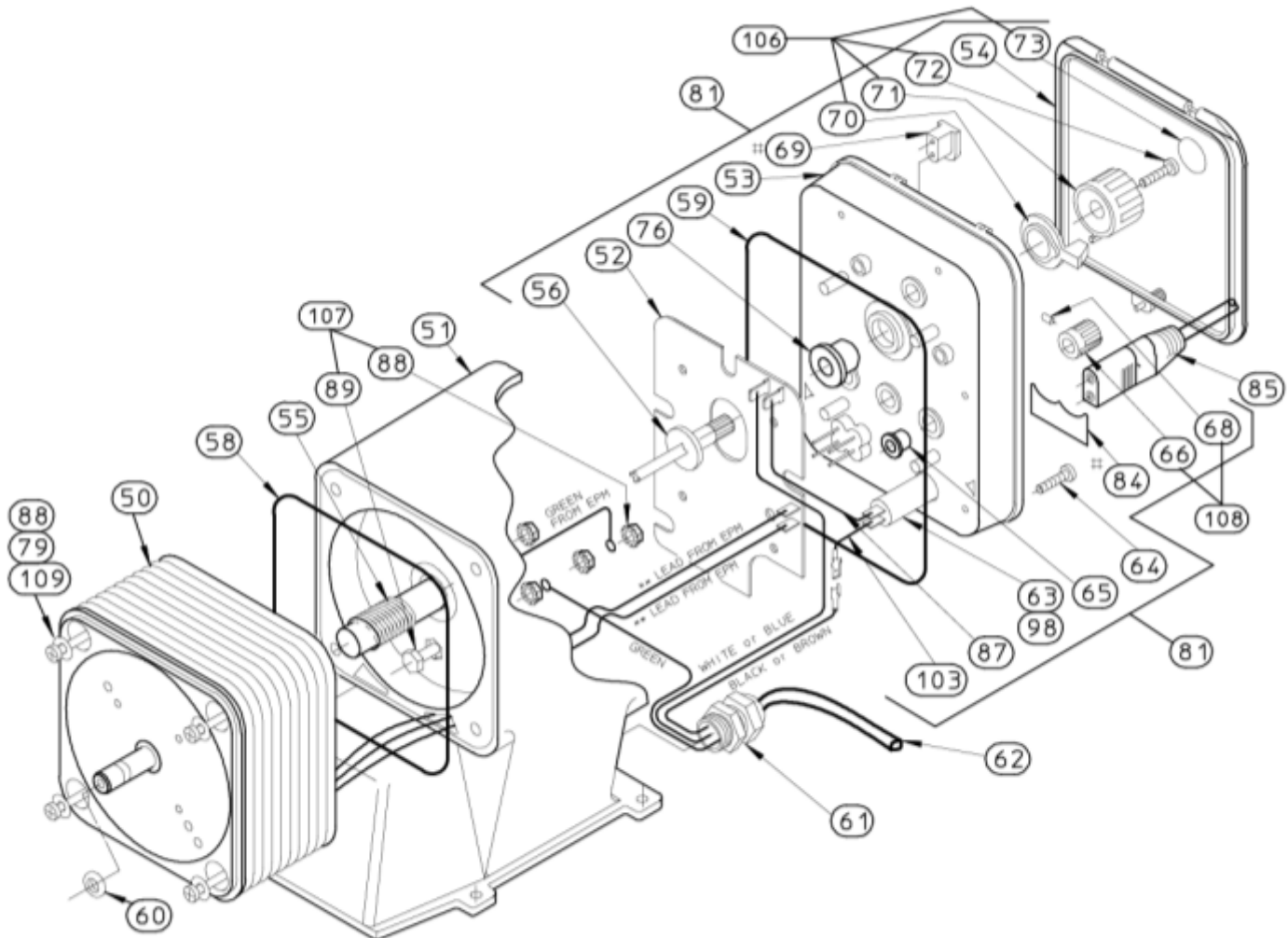
** = 115 VOLT EPM UNITS HAVE GREY LEADS. 230 VOLT EPM UNITS HAVE RED LEADS.

NOTE: TERMINAL LOCATIONS ON THE CIRCUIT BOARD VARY DEPENDING ON THE CONTROL OPTION.

AC00273.001

14-E-04

SERIES E+, HV AND SERIES E DRIVE ASSEMBLY AND CONTROL PANEL PARTS IDENTIFICATION



ITEM	DESCRIPTION	QTY	ITEM	DESCRIPTION	QTY
50	ELEC. POWER MODULE(EPM)	1	70	LOCKING TAB	1
51	HOUSING	1	71	KNOB,STROKE LENGTH	1
52	ELECTRONIC CONTROL BOARD	1	72	KNOB MOUNTING SCREW	1
53	CONTROL PANEL	1	73	KNOB STICKER,STROKE LG.	1
54	DUST COVER ASSEMBLY	1	74	EPM MOUNTING SCREW	4
55	FEMALE ADJUSTMENT SHAFT	1	76	GROMMET,STROKE LENGTH	1
56	MALE ADJUSTMENT SHAFT	1	77	PANEL LABEL(NOT SHOWN)	1
57	EPM RETAINING PLATE	1	79	EPM MOUNTING WASHER	4
58	EPM/HOUSING O-RING	1	81	CONTROL PANEL ASSEMBLY	REF
59	CONTROL PANEL O-RING	1	#84	STOP/FCTN LABEL	1
60	SECONDARY SEAL	1	#85	STOP/FUNCT.CORD(NOT SHOWN)	2
61	STRAIN RELIEF	1	87	JUMPER WIRE	1
62	POWER CORD AS'Y, HSG.#2	1	88	GROUND LUG NUT w/ WASHER	3
	POWER CORD AS'Y, HSG.#3		89	GROUND LUG BOLT	1
63	FUSE HOLDER	1	98	FUSE	1
64	CONTROL PANEL SCREW	5-6	103	LEAD ASS'Y, PWR.CONNECTION	1
65	GROMMET,STROKE RATE/SWITCH	2	106	KNOB KIT, STROKE LENGTH	REF
66	KNOB,STROKE RATE/SWITCH	2	107	GROUND LUG KIT	REF
68	KNOB SET SCREW	2	108	STROKE RATE KNOB KIT	REF
#69	PIN PLUG	2	109	SCREW, EPM MOUNTING	4

= THESE ITEMS USED ON EXTERNAL PACING, STOP & 4-20ma/STOP OPTIONS.
NOTE: TERMINAL LOCATIONS ON THE CIRCUIT BOARD VARY
DEPENDING ON THE CONTROL OPTION.

AC00276.001
14-E-04

SERIES MP, E+, HV AND SERIES E

* More Series E models are shown beginning on page 13

PART NO.	QUANTITY	VOLTAGE	MODEL LM, LP, LE, LV (DIGITS 3, 4)
ITEM NO. 40: ADAPTER SCREW			
L9802600-188	4	H8 ONLY	
ITEM NO. 41: ADAPTER WASHER			
L9802800-188	4	H8 ONLY	
ITEM NO. 50: EPM			
L0100100-115	1	115V	A2, A3, B2, B3, B4, K2, K3
L0100100-230	1	230V	A2, A3, B2, B3, B4, K2, K3
L0100200-115	1	115V	D3, D4, E4
L0100200-230	1	230V	D3, D4, E4
L0100300-115	1	115V	F4, G4, G5, K5
L0100300-230	1	230V	F4, G4, G5, K5
L0100400-115	1	115V	H4, H5, H6, H7 (EXCEPT LVH7), K7, LMH8
L0100400-230	1	230V	H4, H5, H6, H7 (EXCEPT LVH7), K7, LMH8
L0100700-115	1	115V	LVH7, H8 (EXCEPT LMH8)
L0100700-230	1	230V	LVH7, H8 (EXCEPT LMH8)
ITEM NO. 51: HOUSING			
L0500100-080	1	-	H4, H5, H6, H7, H8, K7
L0501100-040	1	-	A2, A3, B2, B3, B4, D3, D4, F4, K2, K3
L0501100-080	1	-	E4, G4, G5, K5
ITEM NO. 52: ELECTRONIC CONTROL BOARD - STANDARD (LE ONLY)			
L0700701-125	1	115V	K2, K3
L0700702-125	1	230V	K2, K3
L0707501-150	1	115V	F4, G4, K5, G5
L0707502-150	1	230V	F4, G4, K5, G5
L0707601-200	1	115V	H4, H5, H6, H7,, K7
L0707602-200	1	230V	H4, H5, H6, H7, K7
L0709401-220	1	115V	H8
L0709402-220	1	230V	H8
ITEM NO. 52: ELECTRONIC CONTROL BOARD - STANDARD (LP & LV ONLY)			
L0700101-125	1	115V	A2, A3, B2, B3, B4, D3, D4, E4, K2, K3
L0700102-125	1	230V	A2, A3, B2, B3, B4, D3, D4, E4, K2, K3
L0700501-150	1	115V	F4, G4, G5, K5
L0700502-150	1	230V	F4, G4, G5, K5
L0700501-200	1	115V	H4, H5, H6, H7, (EXCEPT LVH7), K7
L0700502-200	1	230V	H4, H5, H6, H7, (EXCEPT LVH7), K7
L0709101-220	1	115V	LVH7, H8
L0709102-220	1	230V	LVH7, H8
ITEM NO. 52: ELECTRONIC CONTROL BOARD - EXT/STOP (LP & LV ONLY)			
L0700201-125	1	115V	A2, A3, B2, B3, B4, D3, D4, E4, K2, K3
L0700202-125	1	230V	A2, A3, B2, B3, B4, D3, D4, E4, K2, K3
L0700801-150	1	115V	F4, G4, G5, K5
L0700802-150	1	230V	F4, G4, G5, K5
L0700801-200	1	115V	H4, H5, H6, H7, (EXCEPT LVH7), K7
L0700802-200	1	230V	H4, H5, H6, H7, (EXCEPT LVH7), K7
L0709301-220	1	115V	LVH7, H8
L0709302-220	1	230V	LVH7, H8
ITEM NO. 52: ELECTRONIC CONTROL BOARD - 4-20mA/STOP (LP & LV ONLY)			
L0700401-125	1	115V	A2, A3, B2, B3, B4, D3, D4, E4, K2, K3
L0700402-125	1	230V	A2, A3, B2, B3, B4, D3, D4, E4, K2, K3
L0700901-150	1	115V	F4, G4, G5, K5
L0700902-150	1	230V	F4, G4, G5, K5
L0700901-200	1	115V	H4, H5, H6, H7, (EXCEPT LVH7), K7
L0700902-200	1	230V	H4, H5, H6, H7, (EXCEPT LVH7), K7
L0709201-220	1	115V	LVH7, H8
L0709202-220	1	230v	LVH7, H8
ITEM NO. 52: ELECTRONIC CONTROL BOARD - SIGNAL LEVEL (LM ONLY)			
*** See Item #81			
ITEM NO. 52: ELECTRONIC CONTROL BOARD - POWER LEVEL (LM ONLY)			
*** See Item #81			

SERIES MP, E+, HV AND SERIES E DRIVE ASSEMBLY AND CONTROL PANEL (CONT) PARTS IDENTIFICATION

* More Series E models are shown beginning on page 13

PART NO.	QUANTITY	VOLTAGE	MODEL (DIGITS 3, 4)
ITEM NO. 53: CONTROL PANEL - STANDARD (LE ONLY)			
SEE ITEM #81	1	-	
ITEM NO. 53: CONTROL PANEL - STANDARD (LP & HV ONLY)			
SEE ITEM #81	1	-	
ITEM NO. 53: CONTROL PANEL - EXT/STOP AND 4-20mA/STOP (LP & HV ONLY)			
SEE ITEM #81	1	-	
ITEM NO. 53: CONTROL PANEL - SIGNAL LEVEL (LM ONLY)			
SEE ITEM #81	1	-	
ITEM NO. 53: CONTROL PANEL - POWER LEVEL (LM ONLY)			
SEE ITEM #81	1	-	
ITEM NO. 54: DUST COVER ASSEMBLY (LM, HV, AND LP ONLY)			
L1600500-000	1	-	A2, A3, B2, B3, B4, D3, D4, E4, F4, G4, G5, K2, K3, K5
L1600400-000	1	-	H4, H5, H6, H7, H8, K7
ITEM NO. 55: FEMALE ADJUSTMENT SHAFT			
L2000100-040	1	-	A2, A3, B2, B3, B4, D3, D4, F4, K2, K3
L2000100-080	1	-	E4, G4, G5, H4, H5, H6, H7, H8, K5, K7
ITEM NO. 56: MALE ADJUSTMENT SHAFT			
L2000300-PBT	1	-	ALL MODELS
ITEM NO. 58: O-RING EPM/HOUSING			
L1500400-NTR	1	-	A2, A3, B2, B3, B4, D3, D4, E4, F4, G4, G5, K2, K3, K5
L1500500-NTR	1	-	H4, H5, H6, H7, H8, K7
ITEM NO. 59: CONTROL PANEL O-RING			
L1500300-NTR	1	-	A2, A3, B2, B3, B4, D3, D4, E4, F4, G4, G5, K2, K3, K5
L1500500-NTR	1	-	H4, H5, H6, H7, H8, K7
ITEM NO. 60: SECONDARY SEAL			
L1500700-NTR	1	-	ALL MODELS
ITEM NO. 62: POWER CORD			
L9701200-000	1	115V	H4, H5, H6, H7, H8, K7
L9701300-000	1	230V	H4, H5, H6, H7, H8, K7
L9700301-000	1	115V	K2, B2, A2, D3, B3, A3, K3, F4, D4, B4, G4, E4, K5,
L9700401-000	1	230V	K2, B2, A2, D3, B3, A3, K3, F4, D4, B4, G4, E4, K5,
ITEM NO. 63: OVERLOAD DEVICE (CIRCUIT BREAKER) OR FUSE HOLDER			
L9700700-250	1	115V/230V	ALL MODELS WITH CIRCUIT BREAKER
L9706901-000	1	115V/230V	ALL MODELS WITH FUSE HOLDER
ITEM NO. 64: CONTROL PANEL SCREWS			
L9800200-188	7	-	ALL LM, HV, AND LP MODELS
L9800300-188	5	-	ALL LE MODELS
ITEM NO. 65: GROMMET STROKE RATE/SWITCH			
L1500800-NTR	2	-	ALL MODELS

SERIES MP, E+, HV AND SERIES E DRIVE ASSEMBLY AND CONTROL PANEL (CONT) PARTS IDENTIFICATION

* More Series E models are shown beginning on page 13

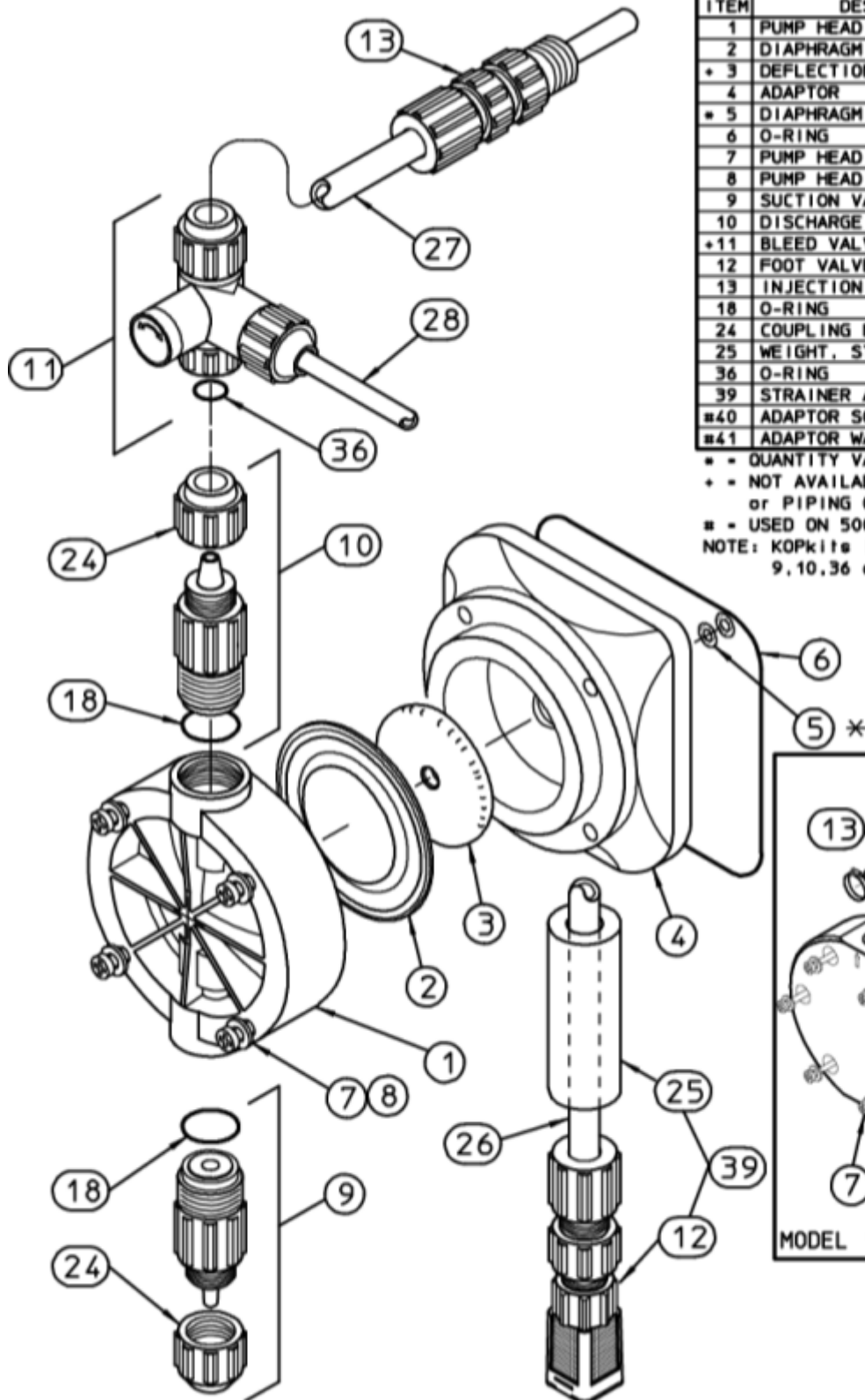
PART NO.	QUANTITY	VOLTAGE	MODEL (DIGITS 3, 4)
ITEM NO. 69: PIN PLUG - EXT/STOP & 4-20mA/STOP (LP, LM & LV ONLY)			
L9700900-000	2 - 3	-	ALL MODELS
ITEM NO. 74: EPM MOUNTING KIT (Kit includes 4 screws, 4 washers, and 4 nuts)			
L9808000-000	1	-	A2, A3, B2, B3, B4, K2, K3
L9808000-000	1	-	D3, D4, E4, H4, H5, H6, H7, H8, K7
L9808000-000	1	-	F4, G4, G5, K5
ITEM NO. 76: GROMMET STROKE LENGTH			
L1500900-NTR	1	-	ALL MODELS
ITEM NO. 78: SCREW, CIRCUIT BOARD MOUNTING (LM ONLY)			
L9805300-STL	5	-	ALL MODELS
ITEM NO. 81: CONTROL PANEL ASSEMBLY - STANDARD (DUAL FUNCTION) (LE ONLY)			
L5024700-115	1	115V	K3
L5024700-230	1	230V	K3
L5024800-115	1	115V	F4, G4, G5
L5024800-230	1	230V	F4, G4, G5
L5025000-115	1	115V	H4, H5, H6, H7,
L5025000-230	1	230V	H4, H5, H6, H7,
L5024600-115	1	115V	K2
L5024600-230	1	230V	K2
L5024900-115	1	115V	K5
L5024900-230	1	230V	K5
L5025100-115	1	115V	K7
L5025100-230	1	230V	K7
L5028500-115	1	115V	H8
L5028500-230	1	230V	H8
ITEM NO. 81: CONTROL PANEL ASSEMBLY - STANDARD (DUAL FUNCTION) (LP & LV ONLY)			
L5000801-115	1	115V	A2, A3, B2, B3, B4, D3, D4, E4, K3
L5000801-230	1	230V	A2, A3, B2, B3, B4, D3, D4, E4, K3
L5000301-115	1	115V	F4, G4, G5
L5000301-230	1	230V	F4, G4, G5
L5001301-115	1	115V	H4, H5, H6, H7, (EXCEPT LVH7)
L5001301-230	1	230V	H4, H5, H6, H7, (EXCEPT LVH7)
L5028201-115	1	115V	LVH7, H8
L5028201-230	1	230V	LVH7, H8
L5003011-115	1	115V	K2
L5003011-230	1	230V	K2
L5003012-115	1	115V	K5
L5003012-230	1	230V	K5
L5003701-115	1	115V	K7
L5003701-230	1	230V	K7
ITEM NO. 81: CONTROL PANEL ASSEMBLY - EXTERNAL/STOP (LP & LV ONLY)			
L5000901-115	1	115V	A2, A3, B2, B3, B4, D3, D4, E4, K3
L5000901-230	1	230V	A2, A3, B2, B3, B4, D3, D4, E4, K3
L5000401-115	1	115V	F4, G4, G5
L5000401-230	1	230V	F4, G4, G5
L5001401-115	1	115V	H4, H5, H6, H7, (EXCEPT LVH7)
L5001401-230	1	230V	H4, H5, H6, H7, (EXCEPT LVH7)
L5028301-115	1	115V	LVH7, H8
L5028301-230	1	230V	LVH7, H8
L5003013-115	1	115V	K2
L5003013-230	1	230V	K2
L5003014-115	1	115V	K5
L5003014-230	1	230V	K5
L5003801-115	1	115V	K7
L5003801-230	1	230V	K7

SERIES MP, E+, HV AND SERIES E DRIVE ASSEMBLY AND CONTROL PANEL (CONT) PARTS IDENTIFICATION

* More Series E models are shown beginning on page 13

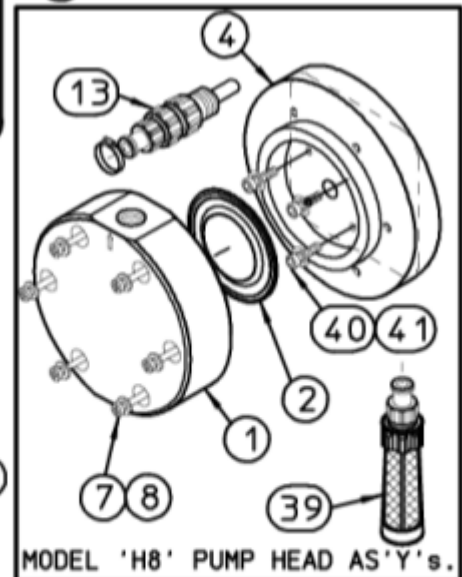
PART NO.	QUANTITY	VOLTAGE	MODEL (DIGITS 3, 4)
ITEM NO. 81: CONTROL PANEL ASSEMBLY - 4-20mA/STOP (LP & LV ONLY)			
L5001001-115	1	115V	A2, A3, B2, B3, B4, D3, D4, E4, K3
L5001001-230	1	230V	A2, A3, B2, B3, B4, D3, D4, E4, K3
L5000501-115	1	115V	F4, G4, G5
L5000501-230	1	230V	F4, G4, G5
L5001501-115	1	115V	H4, H5, H6, H7, (EXCEPT LVH7)
L5001501-230	1	230V	H4, H5, H6, H7, (EXCEPT LVH7)
L5028401-115	1	115V	LVH7, H8
L5028401-230	1	230V	LVH7, H8
L5003015-115	1	115V	K2
L5003015-230	1	230V	K2
L5003016-115	1	115V	K5
L5003016-230	1	230V	K5
L5003903-115	1	115V	K7
L5003903-230	1	230V	K7
ITEM NO. 81: CONTROL PANEL ASSEMBLY - SIGNAL LEVEL (LM ONLY)			
L5007301-115	1	115V	A2, A3, B2, B3, B4, D3, D4, E4, K3
L5007301-230	1	230V	A2, A3, B2, B3, B4, D3, D4, E4, K3
L5007501-115	1	115V	K2
L5007501-230	1	230V	K2
L5007101-115	1	115V	F4, G4, G5
L5007101-230	1	230V	F4, G4, G5
L5007701-115	1	115V	K5
L5007701-230	1	230V	K5
L5006901-115	1	115V	H4, H5, H6, H7, H8
L5006901-230	1	230V	H4, H5, H6, H7, H8
L5007901-115	1	115V	K7
L5007901-230	1	230V	K7
ITEM NO. 81: CONTROL PANEL ASSEMBLY - POWER LEVEL (LM ONLY)			
L5007401-115	1	115V	A2, A3, B2, B3, B4, D3, D4, E4, K3
L5007401-230	1	230V	A2, A3, B2, B3, B4, D3, D4, E4, K3
L5007601-115	1	115V	K2
L5007601-230	1	230V	K2
L5007201-115	1	115V	F4, G4, G5
L5007201-230	1	230V	F4, G4, G5
L5007801-115	1	115V	K5
L5007801-230	1	230V	K5
L5007001-115	1	115V	H4, H5, H6, H7, H8
L5007001-230	1	230V	H4, H5, H6, H7, H8
L5008001-115	1	115V	K7
L5008001-230	1	230V	K7
ITEM NO. 85: STOP/FUNC. CORDS			
L9700200-000	2 - 3	-	ALL MODELS
ITEM NO. 92: BREAKER COVER			
L9700800-000	1	-	ALL MODELS WITH CIRCUIT BREAKER
ITEM NO. 106: STROKE LENGTH KNOB KIT			
L3900900-000	1	-	ALL MODELS
ITEM NO. 107: GROUND LUG KIT (CONTAINS 1 BOLT AND 3 NUTS)			
L3901000-000	1	-	ALL MODELS
ITEM NO. 108: KNOB, STROKE RATE/SWITCH WITH SET SCREW			
L1900800-000	2	-	ALL MODELS

SERIES A+, C, C+, E AND E-DC WETTEND COMPONENT ASSEMBLIES PARTS IDENTIFICATION



ITEM	DESCRIPTION	QTY
1	PUMP HEAD	1
2	DIAPHRAGM	1
+ 3	DEFLECTION PLATE	1
4	ADAPTOR	1
* 5	DIAPHRAGM SHIMS	0-2
6	O-RING	1
7	PUMP HEAD SCREWS	4-6
8	PUMP HEAD WASHERS	4-6
9	SUCTION VALVE CARTRIDGE ASSY	1
10	DISCHARGE VALVE CARTRIDGE ASSY	1
+11	BLEED VALVE ASSEMBLY	1
12	FOOT VALVE/STRAINER ASSEMBLY	1
13	INJECTION VALVE ASSEMBLY	1
18	O-RING	2
24	COUPLING NUT	2
25	WEIGHT, STRAINER	1
36	O-RING	1
39	STRAINER ASSEMBLY w/ WEIGHT	REF
#40	ADAPTOR SCREW	4
#41	ADAPTOR WASHER	4

* = QUANTITY VARIES, SHIM AS REQUIRED.
+ = NOT AVAILABLE ON 500-GPD MODEL (H8)
or PIPING CONNECTIONS.
= USED ON 500-GPD MODEL (H8) ONLY.
NOTE: KOPkits INCLUDE ITEMS #1,2,5,7,8
9,10,36 and 60(SEE DRIVE AS'Y).



SERIES A+, C, C+, E AND E-DC *WETTEND COMPONENT ASSEMBLIES* *PARTS IDENTIFICATION*

* **Product Class:** Series A-Plus = LB, Series C = LC, Series C-Plus = LD, Series E = LE
 Series E-DC = LS

* **Digits 3 & 4** are provided in charts for proper model Identification.

* **Complete model information** is published in the price schedule.

* **When X** appears under product class it signifies part is not used or is not available.

PART NO.	QUANTITY	LC, LD MODELS (DIGIT 3, 4)	LB, LE, LS MODELS (DIGIT 3, 4)
ITEM NO. 1: PUMP HEAD (GFPPL)			
L0200900-FPP	1	02 (STANDARD)	02, 12 (STANDARD)
L0200300-FPP	1	03, (STANDARD)	03, C3, 13, 33 (STANDARD)
L0200400-FPP	1	04, 54	04, 14, 34, 44, 64, C4
L0201000-FPP	1	03, ("J" HEAD OPTION)	03, C3, 13, 33 ("J" HEAD OPTION)
ITEM NO. 1: PUMP HEAD (PVC)			
L0200900-PVC	1	02 (STD & "J" HEAD OPTION)	02 (STD & "J" HEAD OPTION)
L0200300-PVC	1	03, (STANDARD)	03, C3, 13 (STANDARD)
L0200400-PVC	1	04, 54	04, 14, 34, 44, 64, C4
L0201000-PVC	1	03, ("J" HEAD OPTION)	03, C3, 13 ("J" HEAD OPTION)
ITEM NO. 1: PUMP HEAD (SAN)			
L0200400-SAN	1	04, 54	04, 14, 44, 64, C4
ITEM NO. 1: PUMP HEAD (PVDF)			
L0200900-PVD	1	02 (STANDARD)	02, 12 (STANDARD)
L0200300-PVD	1	03, (STANDARD)	03, C3, 13, 33 (STANDARD)
L0200400-PVD	1	04, 54	04, 14, 34, 44, 64, C4
L0201000-PVD	1	03, ("J" HEAD OPTION)	03, C3, 13, 33 ("J" HEAD)
ITEM NO. 1: PUMP HEAD (S.S. 316)			
L0200200-316	1	02	02, 12
L0200300-316	1	03,	03, C3, 13, 33
L0200400-316	1	04, 54	04, 14, 34, 44, 64, C4
ITEM NO. 2: DIAPHRAGM			
L0300900-THY	1	02	02, 12
L0301000-THY	1	03,	03, C3, 13, 33
L0301100-THY	1	04, 54	04, 14, 34, 44, 64, C4
ITEM NO. 3: DEFLECTION PLATE			
L2100200-FPP	1	02	02, 12
L2100300-FPP	1	03,	03, C3, 13, 33
L2100400-FPP	1	04, 54	04, 14, 34, 44, 64, C4
ITEM NO. 4: ADAPTOR			
L0401100-FPP	1	02	02, 12
L0401200-FPP	1	03,	03, C3, 13
L0401300-FPP	1	04, 54	04, 14, 64, C4
L0400300-FPP	1	X	33
L0400400-FPP	1	X	34, 44
ITEM NO. 5: DIAPHRAGM SHIMS (KIT)			
L3900100-000	0-2	ALL MODELS	ALL MODELS
ITEM NO. 6: EPM/ADAPTER O-RING			
L1502000-EPB	1	ALL MODELS	02, 03, C3, 04, 12, 13, 14, 64, C4
L1500400-NTR	1	X	33, 34, 44

SERIES A+, C, C +, E AND E-DC *WETTEND COMPONENT ASSEMBLIES*

PART NO.	QUANTITY	LC, LD MODELS (DIGIT 3, 4)	LB, LE, LS MODELS (DIGIT 3, 4)
ITEM NO. 7 & 8: PUMP HEAD SCREWS AND WASHERS KIT (CONTAINS 4 BOLTS AND 4 WASHERS)			
L3900200-000	4	ALL MODELS	ALL MODELS
L3900500-000 (316 HEAD)	4	ALL MODELS	ALL MODELS
ITEM NO. 9: SUCTION VALVE ASSEMBLY			

Refer to the liquid end parts sheets that begin on page 23 for the wet end code of your pump or the price schedule

ITEM NO. 10: DISCHARGE VALVE ASSEMBLY

Refer to the liquid end parts sheets that begin on page 23 for the wet end code of your pump or the price schedule

ITEM NO. 11: BLEED VALVE ASSEMBLY

Refer to the liquid end parts sheets that begin on page 23 for the wet end code of your pump or the price schedule

ITEM NO. 12: FOOT VALVE/STRAINER ASSEMBLY

Refer to the liquid end parts sheets that begin on page 23 for the wet end code of your pump or the price schedule

ITEM NO. 13: INJECTION/BACK PRESSURE VALVE

Refer to the liquid end parts sheets that begin on page 23 for the wet end code of your pump or the price schedule

ITEM NO. 18: SUCTION/DISCHARGE O-RING

L1501300-HYP	1 EACH	ALL MODELS	ALL MODELS
L1501300-TFE	1 EACH	ALL MODELS	ALL MODELS
L1501300-VTN	1 EACH	ALL MODELS	ALL MODELS

ITEM NO. 24: COUPLING NUT

Refer to the liquid end parts sheets that begin on page 23 for the wet end code of your pump or the price schedule

ITEM NO. 25: CERAMIC TUBE WEIGHT(INCLUDED WITH 39)

L9906700-000	1	SEE WET END PARTS SHEETS BEGINNING ON PAGE 23	
--------------	---	---	--

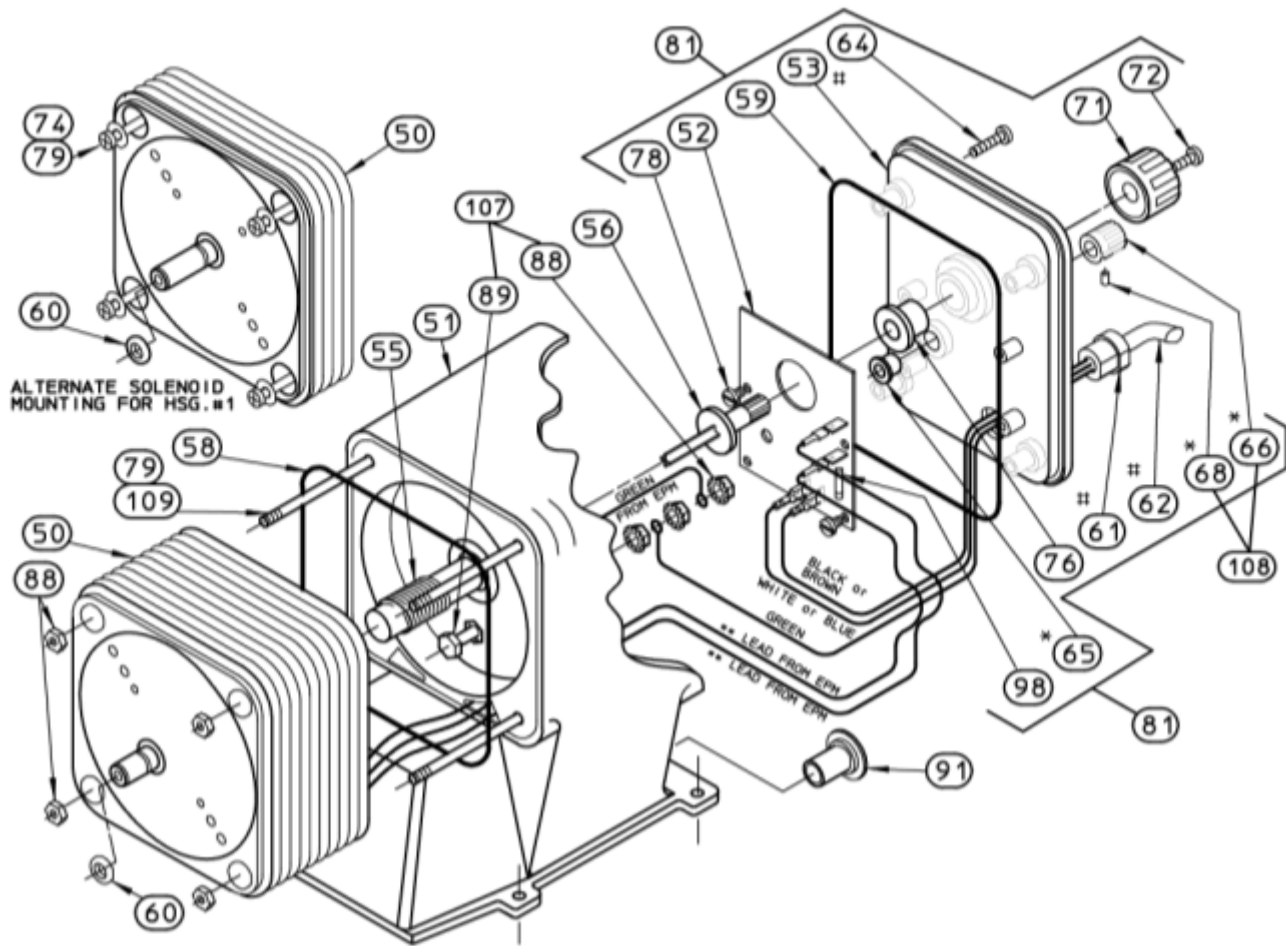
ITEM NO. 36: BLEED VALVE O-RING

L1501200-TFE	1	ALL MODELS	ALL MODELS
--------------	---	------------	------------

ITEM NO. 39: FOOT VALVE/STRAINER ASSEMBLY WITH WEIGHT

Refer to the liquid end parts sheets that begin on page 23 for the wet end code of your pump or the price schedule

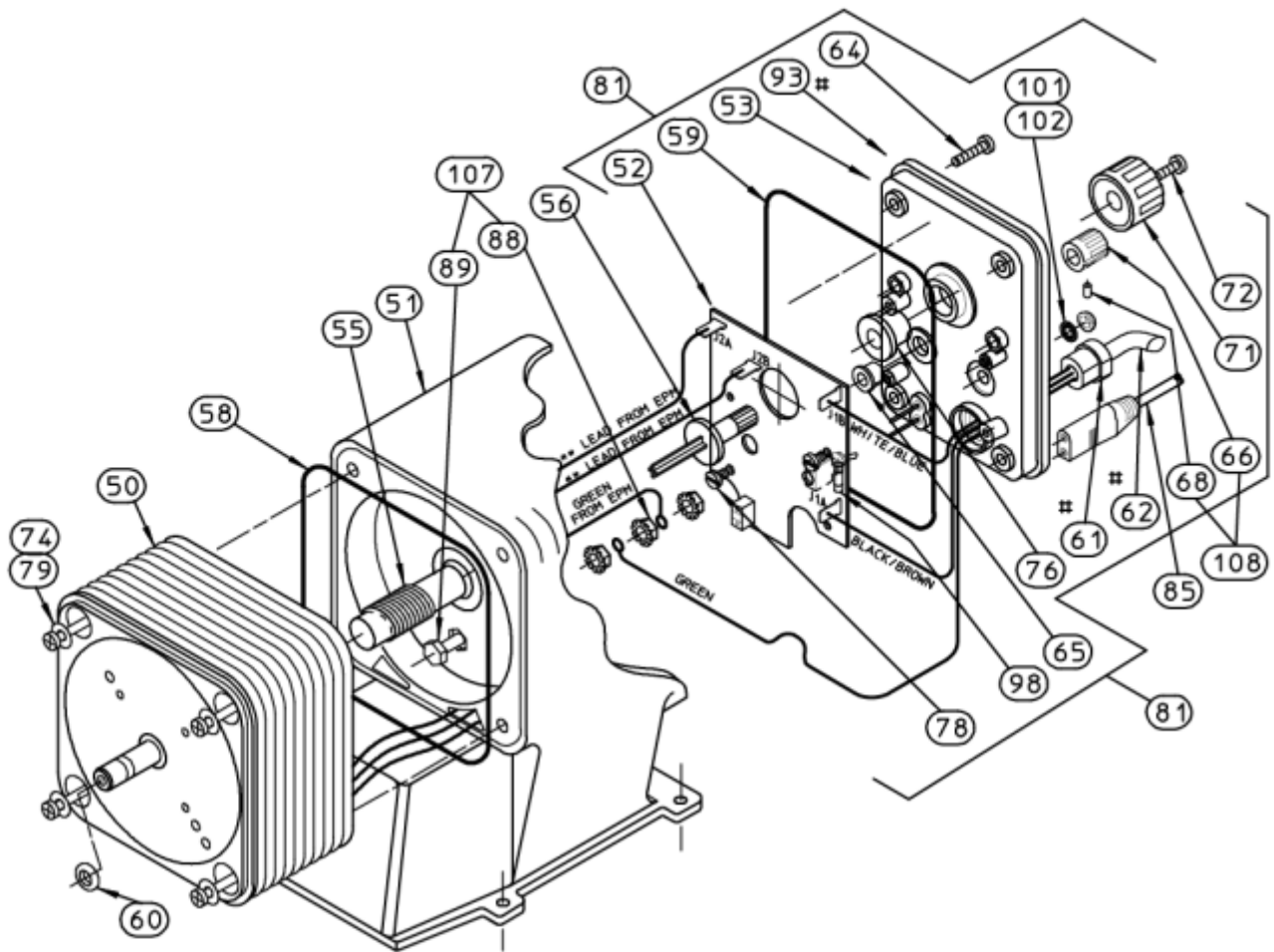
SERIES A+, C, C+, E AND E-DC DRIVE ASSEMBLY AND CONTROL PANEL PARTS IDENTIFICATION



ITEM	PART NAME	QTY	ITEM	PART NAME	QTY
50	ELECTRONIC POWER MODULE	1	72	SCREW, KNOB MOUNTING	1
51	HOUSING	1	74	SCREW, EPM MOUNTING(HSG.#1)	4
52	ELECTRONIC CONTROL BOARD	1	76	GROMMET, STROKE LENGTH	1
53#	CONTROL PANEL	1	77#	PANEL LABEL(NOT SHOWN)	1
55	FEMALE ADJUSTMENT SHAFT	1	78	SCREW,ELECTRONIC CONTROL BOARD	2
56	MALE ADJUSTMENT SHAFT	1	79	EPM MOUNTING WASHER	4
57	EPM RETAINING PLATE	1	81	CONTROL PANEL ASSEMBLY	REF
58	EPM/HOUSING O-RING	1	88+	GROUND LUG NUT w/ WASHER	3
59	CONTROL PANEL O-RING	1	89+	GROUND LUG BOLT	1
60	SECONDARY SEAL	1	91	PLUG, WIRE ENTRY(#3 HSG. ONLY)	1
61#	STRAIN RELIEF	1	93	CONTROL PANEL SUB-ASSEMBLY	REF
62#	POWER CORD	1	98	FUSE	1
64	CONTROL PANEL SCREW	4-5	107	GROUND LUG KIT	REF
65#	GROMMET,STROKE RATE/SWITCH	1	108	STROKE RATE KNOB KIT	REF
68#	KNOB,SET SCREW	1	109	SCREW, EPM MOUNTING(HSG.#2/3)	4
71	KNOB, STROKE LENGTH	1			

- # = COMPONENTS OF ITEM #93.
- * = THESE ITEMS NOT USED ON 'LC' MODEL PUMPS.
- ** = 115 VOLT EPM UNITS HAVE GREY LEADS.
- ** = 230 VOLT EPM UNITS HAVE RED LEADS.
- ** = 12 vDC EPM UNITS HAVE WHITE LEADS.
- + = THESE ITEMS ARE NOT USED ON 12vDC POWERED UNITS.

**SERIES A+, C, C +, (EXTERNAL PACE)
DRIVE ASSEMBLY AND CONTROL PANEL
PARTS IDENTIFICATION**



ITEM	DESCRIPTION	QTY	ITEM	DESCRIPTION	QTY
50	ELEC. POWER MODULE(EPM)	1	72	SCREW, KNOB MOUNTING	1
51	HOUSING	1	74	SCREW, EPM MOUNTING	4
52	ELECTRONIC CONTROL BOARD	1	76	GROMMET, STROKE LENGTH	1
53#	CONTROL PANEL	1	77#	LABEL, PANEL (NOT SHOWN)	1
55	SHAFT, FEMALE ADJUSTMENT	1	78	SCREW, ELEC. CTRL. BOARD	2
56	SHAFT, MALE ADJUSTMENT	1	79	WASHER, EPM MOUNTING	4
58	O-RING, EPM/HOUSING	1	81	CONTROL PANEL ASSEMBLY	1
59	O-RING, CONTROL PANEL	1	88	GROUND LUG NUT w/ WASHER	3
60	SECONDARY SEAL	1	89	GROUND LUG BOLT	1
61#	STRAIN RELIEF	1	93	CONTROL PANEL SUB-ASSEMBLY	1
62#	POWER CORD	1	98	FUSE	1
64	SCREW, CONTROL PANEL	4	101	WASHER, INT. LOCK TOGGLE	1
65	GROMMET, STROKE RATE/SWITCH	1	102	NUT, PANEL TOGGLE	1
66	KNOB, STROKE RATE	1	107	GROUND LUG KIT	REF
68	KNOB MOUNTING SCREW	1	108	STROKE RATE KNOB KIT	REF
71	KNOB, STROKE LENGTH	1			

= COMPONENTS OF ITEM #93.

** = 115 VOLT EPM UNITS HAVE GREY LEADS,
230 VOLT EPM UNITS HAVE RED LEADS.

**SERIES A+, C, C+, E AND E-DC
DRIVE ASSEMBLY AND CONTROL PANEL
PARTS IDENTIFICATION**

PART NO.	QUANTITY	VOLTAGE	LC, LD MODELS (DIGIT 3, 4)	LB, LE, LS MODELS (DIGIT 3, 4)
ITEM NO. 50: EPM				
L0100200-115	1	115V	X	LE 33, 34, 44
L0100200-230	1	230V	X	LE 33, 34, 44
L0100500-115	1	115V	54 (LC ONLY)	64, C4,
L0100500-230	1	230V	54 (LC ONLY)	64, C4,
L0100600-115	1	115V	X	LE 02, 03, 12, 13, 14
L0100600-230	1	230V	X	LE 02, 03, 12, 13, 14
L0100500-115	1	115V	02, 03, 04	LB 02, 03,C3, 04
L0100500-230	1	230V	02, 03, 04	LB 02, 03,C3, 04
L0100500-115	1	115V	54 (LD ONLY)	X
L0100500-230	1	230V	54 (LD ONLY)	X
L0100200-012	1	12 VDC	X	LS 44
L0100600-012	1	12 VDC	X	LS 02, 13, 14
ITEM NO. 51: HOUSING				
L0500300-040	1	-	02,03,04	02, 03,C3, 04, 12, 13, 14
L0500300-080	1	-	54	64, C4
L0501100-040	1	-	X	33, 34
L0501100-080	1	-	X	44
ITEM NO. 52: ELECTRONIC CONTROL BOARD (DUAL FUNCTION)				
L9906201-000	1	115V	ALL LD MODELS	ALL LB MODELS LE02,03,12,13,14,34,33,44
L9906202-000	1	230V	ALL LD MODELS	ALL LB MODELS LE 02,03,12,13,14,34,33,44
L9906500-000	1	115V	ALL LC MODELS	X
L9906600-000	1	230V	ALL LC MODELS	X
L0701900-150	1	12 VDC	X	ALL LS MODELS
ITEM NO. 52: ELECTRONIC CONTROL BOARD (EXTERNAL PACED MODELS)				
***See Item #81				
ITEM NO. 53: CONTROL PANEL				
L0601000-000	1	-	ALL MODELS	02, 03, C3, 04, 12, 13, 14, 64, C4
L0601100-000	1	-	X	33, 34, 44
ITEM NO. 55: FEMALE ADJUSTMENT SHAFT				
L2000200-040	1	-	02,03,04	02, 03,C3, 04, 12, 13, 14
L2000200-080	1	-	54	64, C4
L2000100-040	1	-	X	33, 34
L2000100-080	1	-	X	44
ITEM NO. 56: MALE ADJUSTMENT SHAFT				
L2000400-PBT	1	-	ALL MODELS	02, 03,C3,04, 12, 13, 14, 64, C4
L2000300-PBT	1	-	X	33, 34, 44
ITEM NO. 58: O-RING, EMP/HOUSING				
L1502000-EPB	1	-	ALL MODELS	02, 03, C3,04, 12, 13, 14, 64, C4
L1500400-NTR	1	-	X	33, 34, 44
ITEM NO. 59: CONTROL PANEL O-RING				
L1500100-EPB	1	-	ALL MODELS	02, 03,C3, 04, 12, 13, 14, 64, C4
L1500300-NTR	1	-	X	33, 34, 44

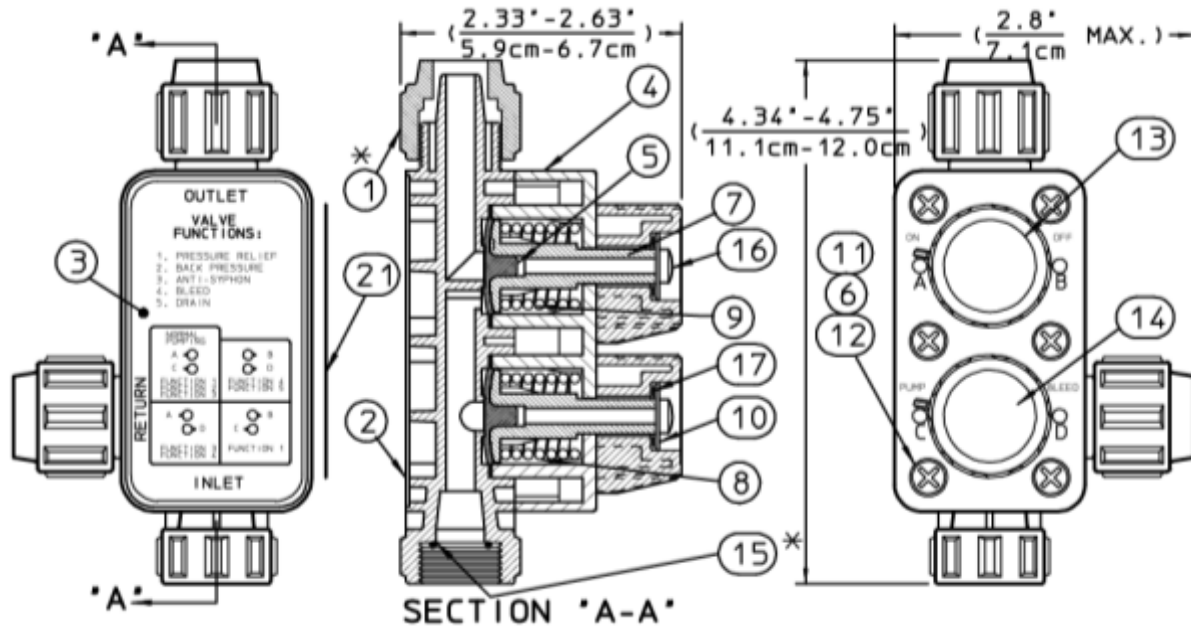
*SERIES A+, C, C+, E AND E-DC
DRIVE ASSEMBLY AND CONTROL PANEL
PARTS IDENTIFICATION*

PART NO.	QUANTITY	VOLTAGE	LC, LD MODELS (DIGIT 3, 4)	LB, LE, LS MODELS (DIGIT 3, 4)
ITEM NO. 60: SECONDARY SEAL				
L1500700-NTR	1	-	ALL MODELS	ALL MODELS
ITEM NO. 61: STRAIN RELIEF				
L9900700-000	1	-	ALL MODELS	ALL LB, LS MODELS LE02,03,12,13,14,34,33,44
ITEM NO. 62: POWER CORD				
L9700300-000	1	115V	ALL MODELS	ALL LB, MODELS LE02,03,12,13,14,34,33,44
L9700400-000	1	230V	ALL MODELS	ALL LB, MODELS LE02,03,12,13,14,34,33,44
L9703500-000	1	12 VDC	ALL MODELS	ALL LS MODELS
ITEM NO. 63: OVERLOAD DEVICE (STANDARD MANUAL)				
L9711200-000	1	115V/230V	ALL MODELS	ALL LB, MODELS LE02,03,12,13,14,34,33,44
L9704700-000	1	12 VDC	X	ALL LS MODELS
ITEM NO. 63: OVERLOAD DEVICE (EXTERNAL PACED MODELS)				
L9707300-000	1	115V/230V	ALL MODELS	ALL MODELS
ITEM NO. 64: CONTROL PANEL SCREW (KIT)				
L3900700-000	4	-	ALL MODELS	ALL LB LS MODELS LE02,03,12,13,14,34,33,44
ITEM NO. 65: GROMMET, STROKE RATE/SWITCH				
L1500800-NTR	1	-	ALL LD MODELS	ALL MODELS
ITEM NO. 71: STROKE LENGTH KNOB				
L1900300-FPP	1	-	ALL MODELS	ALL MODELS
ITEM NO. 72: MOUNTING SCREW STROKE LENGTH KNOB				
L9800200-188	1	-	ALL MODELS	ALL MODELS
ITEM NO. 74: EPM MOUNTING SCREWS				
L9800300-STL	4	-	ALL MODELS	02, 03, C3,04, 12, 13, 14, 64, C4
L9808000-000 (screw Kit)	1	-	X	33, 34, 44
ITEM NO. 76: GROMMET STROKE LENGTH				
L1500900-NTR	1	-	ALL MODELS	ALL MODELS
ITEM NO. 78: ELECTRONIC CONTROL BOARD SCREW KIT				
L9907600-000	1	-	ALL MODELS	ALL LB LS MODELS LE02,03,12,13,14,34,33,44
ITEM NO. 79: EPM MOUNTING WASHER				
L9801900-STL	4	-	ALL MODELS	02, 03,C3, 04, 12, 13, 14, 64,C4
L9800700-STL	4	-	X	33, 34, 44
ITEM NO. 81: CONTROL PANEL ASSEMBLY (DUAL FUNCTION)				
L5000100-012	1	12 VDC	X	LS 02, 13, 14
L5000100-115	1	115V	X	02, 03, 04, 12, 13, 14
L5000100-230	1	230V	X	02, 03,04, 12, 13, 14
L5000101-115	1	115V	LD 02, 03, 04	X
L5005300-230	1	230V	LD 02, 03, 04	X
L5000200-012	1	12 VDC	X	44 (LS ONLY)
L5000200-115	1	115V	X	33, 34, 44
L5000200-230	1	230V	X	33, 34, 44
L5004100-115	1	115V	54 (LD ONLY)	X
L5004100-230	1	230V	54 (LD ONLY)	X
L5004800-115	1	115V	X	64
L5004900-230	1	230V	X	64
L5005200-115	1	115V	X	LB 02, 03, C3,04,C4
L5005300-230	1	230V	X	LB 02, 03,C3, 04,C4

*SERIES A+, C, C+, E AND E-DC
DRIVE ASSEMBLY AND CONTROL PANEL*

PART NO.	QUANTITY	VOLTAGE	LC, LD MODELS (DIGIT 3, 4)	LB, LE, LS MODELS (DIGIT 3, 4)
ITEM NO. 81: CONTROL PANEL ASSEMBLY (SINGLE FUNCTION) FIXED FREQ.				
L5002900-115	1	115V	02, 03, 04	X
L5002900-230	1	230V	02, 03, 04	X
L5003000-115	1	115V	54	X
L5003000-230	1	230V	54	X
ITEM NO. 81: CONTROL PANEL ASSEMBLY (EXTERNAL PACED MODELS)				
L5013000-115	1	115V	LC 02, 03, 04	X
L5013000-230	1	230V	LC 02, 03,04	X
L5011000-115	1	115V	54 (LC ONLY)	X
L5011000-230	1	230V	54 (LC ONLY)	X
L5009300-115	1	115V	X	LB 02, 03,C3, 04,C4
L5009300-230	1	230V	X	LB 02, 03,C3,04,C4
L5010900-115	1	115V	X	64 (LB ONLY)
L5010900-230	1	230V	X	64 (LB ONLY)
ITEM NO. 85: SIGNAL CORD (EXTERNAL PACED MODELS)				
L9700200-000	1	-	ALL MODELS	ALL MODELS
ITEM NO. 101: LOCKWASHER (EXTERNAL PACED MODELS)				
L9708700-000	1	-	ALL MODELS	ALL MODELS
ITEM NO. 102: PANEL NUT (EXTERNAL PACED MODELS)				
L9708600-000	1	-	ALL MODELS	ALL MODELS
ITEM NO. 107: GROUND LUG KIT (CONTAINS 1 BOLT AND 3 NUTS)				
L3901000-000	1	-	ALL MODELS	ALL MODELS
ITEM NO. 108: KNOB, STROKE RATE/SWITCH WITH SET SCREW				
L1900800-000	2	-	ALL LD MODELS	ALL MODELS

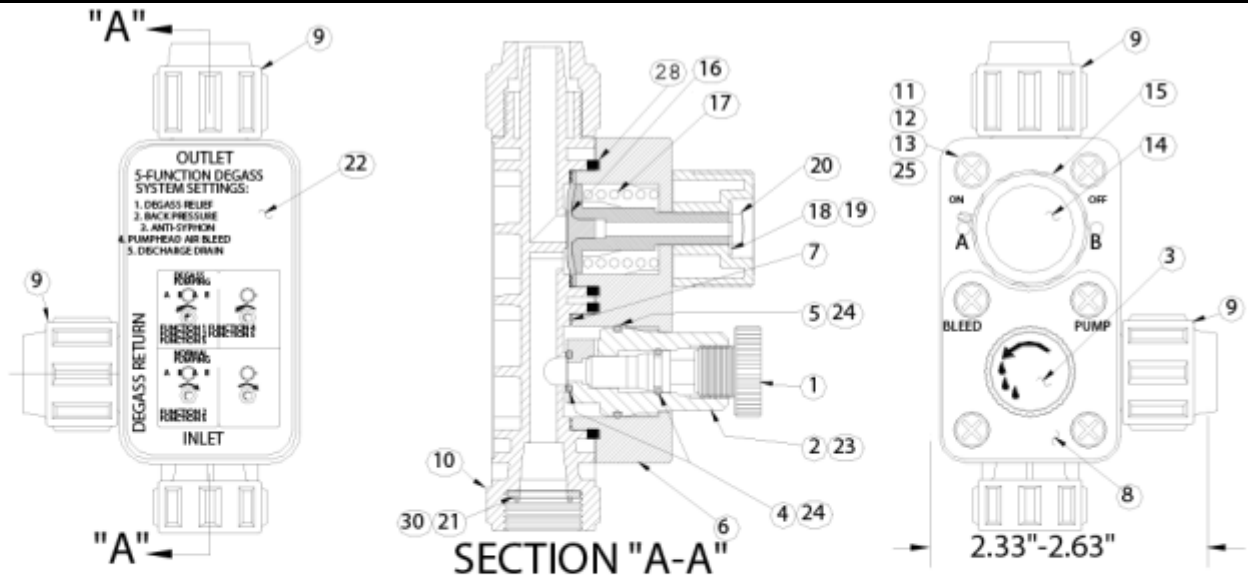
FIVE FUNCTION VALVE PARTS IDENTIFICATION



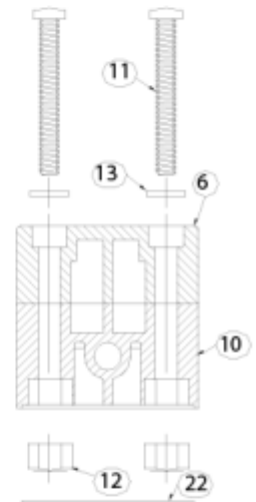
PART NO.	QTY	SIZE	FIVE FUNCTION VALVES
ITEM NO. 1: COUPLING NUT			
L1100300-FPP	2	.38" O.D.	FPP w/ .38"OD CONNECT.
L1100300-PVD	2	.38" O.D.	PVD w/ .38"OD CONNECT.
L1100400-FPP	2	.50" O.D.	FPP w/ .5"OD CONNECT.
L1100400-PVD	2	.50" O.D.	PVD w/ .5"OD CONNECT.
ITEM NO. 2: BODY, VALVE			
L1103900-FPP	1	.25" -NPT	FPP w/ .25"NPT CONNECT.
L1103900-PVD	1	.25" -NPT	PVD w/ .25"NPT CONNECT.
L1104000-FPP	1	.38" O.D. TUBE	FPP w/ .38"OD CONNECT.
L1104000-PVD	1	.38" O.D. TUBE	PVD w/ .38"OD CONNECT.
L1104100-FPP	1	.50" O.D. TUBE	FPP w/ .5"OD CONNECT.
L1104100-PVD	1	.50 O.D. TUBE	PVD w/ .5"OD CONNECT.
ITEM NO. 3: LABEL, FIVE FUNCTION			
L1704500-000	1	-	ALL
ITEM NO. 4: BODY BLOCK			
L1104200-FPP	1	-	ALL
ITEM NO. 5: DIAPHRAGM & SHAFT ASSEMBLY			
L0301900-000	2	-	ALL
ITEM NO. 6: FLAT WASHER			
L9805000-000	6	-	ALL
ITEM NO. 7: KNOB, ADJUSTMENT			
L1900600-FPP	2	-	ALL
ITEM NO. 8: SPRING, P.R.V.			
L1104500-000	1	100 PSI	ALL 100 PSI MODEL
L1104600-000	1	150 PSI	ALL 150 PSI MODEL
L1104700-000	1	250 PSI	ALL 250 PSI MODEL

PART NO.	QTY	SIZE	FIVE FUNCTION VALVES
ITEM NO. 9: SPRING			
L1104400-000	1	-	ALL
ITEM NO. 10: FLAT WASHER			
L9804600-188	2	-	ALL
ITEM NO. 11: SCREW, FILLISTER			
L9804700-188	6	#10 - 32 x 1.5" lg.	ALL
ITEM NO. 12: HEX NUT			
U0812299	6	#10 - 32 x .125" thk.	ALL
L9805100-000	6	washer (not shown)	ALL
ITEM NO. 13: LABEL, KNOB			
L1704600-000	1	-	ALL
ITEM NO. 14: LABEL, KNOB			
L1701601-000	1	100 PSI (BLUE)	ALL 100 PSI MODEL
L1701602-000	1	150 PSI (GREEN)	ALL 150 PSI MODEL
L1701603-000	1	250 PSI (RED)	ALL 250 PSI MODEL
ITEM NO. 15: GASKET, O-RING, TFE			
L1501200-TFE	1	-	ALL w/ TUBING CONNECT.
ITEM NO. 16: SCREW, SELF-TAP			
L9800200-188	2	.75" lg.	ALL
ITEM NO. 17: SPRING, CURVED WASHER			
L9904400-188	2	-	ALL
ITEM NO. 18: FLAT WASHER			
J42020	12	-	ALL

FIVE FUNCTION DEGAS VALVE PARTS IDENTIFICATION



ITEM	PART #	DESCRIPTION	QTY
1	L1110200-PVD	SHAFT AS'Y, VALVE SCREW, 5-FUNCT/DEGAS	1
2	L1110000-PVD	ADAPTER(PVDF), CONVERSION VLV 5-FUNCT/DEGAS	1
3	L1701305-000	LABEL, DECAL BLEED SCREW	1
4	L1501100-HYP	O-RING(HYP), #2-010	1
	L1501100-VTN	O-RING(VTN), #2-010	
5	W078200-HYP	O-RING(HYP), #2-018	2
	W078200-VTN	O-RING(VTN), #2-018	
6	L1109900-PVD	BLOCK(PVDF), MODIFIED VLV 5-FUNCT/DEGAS	1
7	L1503300-HYP	GASKET(HYP), FLAT	1
	L1503300-VTN	GASKET(VTN), FLAT	
8	L1713700-000	LABEL, BLEED/PUMP DECAL 5-FUNCT/DEGAS	1
9	L1100300-PVD	NUT(PVDF), COUPLING .38in.-TUBE	2
	L1100400-PVD	NUT(PVDF), COUPLING .50in.-TUBE	
10	L1104000-PVD	BODY(PVDF), VALVE .38in.-TUBE 5-FUNCTION	
	L1104100-PVD	BODY(PVDF), VALVE .50in.-TUBE 5-FUNCTION	1
	L1103900-PVD	BODY(PVDF), VALVE .25 NPT 5-FUNCTION	
11	L9804700-188	SCREW(SST), #10-32 x1.5in.-lg. PHP	6
12	L9809700-188	NUT(SST), #10-32 x .25 thk. HEX	6
13	L9805001-000	WASHER(SST), #10-FLAT	6
14	L1701600-000	LABEL(BLK), STROKE LENGTH KNOB DECAL	1
15	L1900600-FPP	KNOB(FPP-BLK), ADJUSTMENT 5-FUNCT/DEGAS	1
16	L0301900-000	DIAPHRAGM AS'Y, 5-FUNCT/DEGAS VALVE	1
17	L1104600-000	SPRING, VALVE 150-PSI 5-FUNCT/DEGAS	1
18	L9904400-188	SPRING(SST), CURVED WASHER	1
19	L9804600-188	WASHER(SST), FLAT .19 x .56 5-FUNCTION	1
20	06-008-26	SCREW(SST), #8 x 1.0in.-lg. TYPE-1	1
21	L1501200-VTN	GASKET(VTN), 2-013	1
22	L1713500-000	LABEL, INSTRUCTION DECAL 5-FUNCT/DEGAS	1
23	L9902100-188	PIN(SST), ROLL \U+2205.06x.63in.-lg.	2
24	L1110000-PVD	ADAPTER, CONVERSION VALVE 5-FUNCT/DEGAS	1
25	J00003	LUBE, SILICONE	A/R
26	L9407500-000	MANUAL, 5-FUNCTION/DEGAS	1
27	L1715xxx-000	LABEL, DECAL 5-FUNCTION/DEGAS	1
28	L1504100-000	O-RING, .989 X 1.121 X .066 VITON	2
30	J27903	GSK(TFE)..05X.455X.69	1



NOTES:

1. WHEN INSTALLING O-RINGS(IT.#20 & #21), LUBE WITH LUBE, SILICONE (IT.#26) TO PREVENT O-RING DAMAGE.
2. INSTALL CONVERSION VALVE ADAPTER(IT.#25) WITH SMALL BYPASS HOLE IN A VERTICAL POSITION TOWARDS TOP ADJ. KNOB(IT.#7).

LIQUID END PARTS DIRECTORY

The following pages can be used to identify the most commonly requested replacement parts for most PULSAtron pump models. If your pumps liquid end code is not listed refer to the price schedule. Use the model number from your pump to identify the parts sheet that applies to your pump:

EXAMPLE PUMP MODEL:

Model:	L B 6 4 S A- K T C 1- X X X
--------	-----------------------------

The liquid end code for this pump would be:

KTC1

Liquid End Code	PAGE
ATS4	24
ATS4	25
VVC9 & VHC9	26
KTC1	27
KTC2	28
KTC3	29
KTC4	30
KTCJ	31
KTT3	32
PHC1	33
PHC2	34
PHC3	35
PHC4	36
PHCB	37
PTC1	38
PTC2	39
PTC3	40
PTC4	41
PTC5	42
PTCB	43
PTCJ	44
PTS5	45
PTSA	46
PTT1	46
PTT2	47
PTT3	48
PTT4	49
PTTB	50
PVC1	51
PVC2	52
PVC3	53
PVC4	54
PVCB	55
VHC1	56
VHC2	57
VHC3	58
VHC4	59
VTC1	60
VTC2	61
VTC3	62
VTC4	63
VTCA	64
VVC1	65
VVC2	66
VVC3	67
VVC4	68
WTC1	69
WTC2	70
WTC3	71
WTC4	72
WTCA	73
WTCB	74
WTCJ	75

ATS2 WET END PARTS

The following part numbers are the pump models with liquid end code ATS2 in the model
EXAMPLE: LB64SA-ATS2-XXX

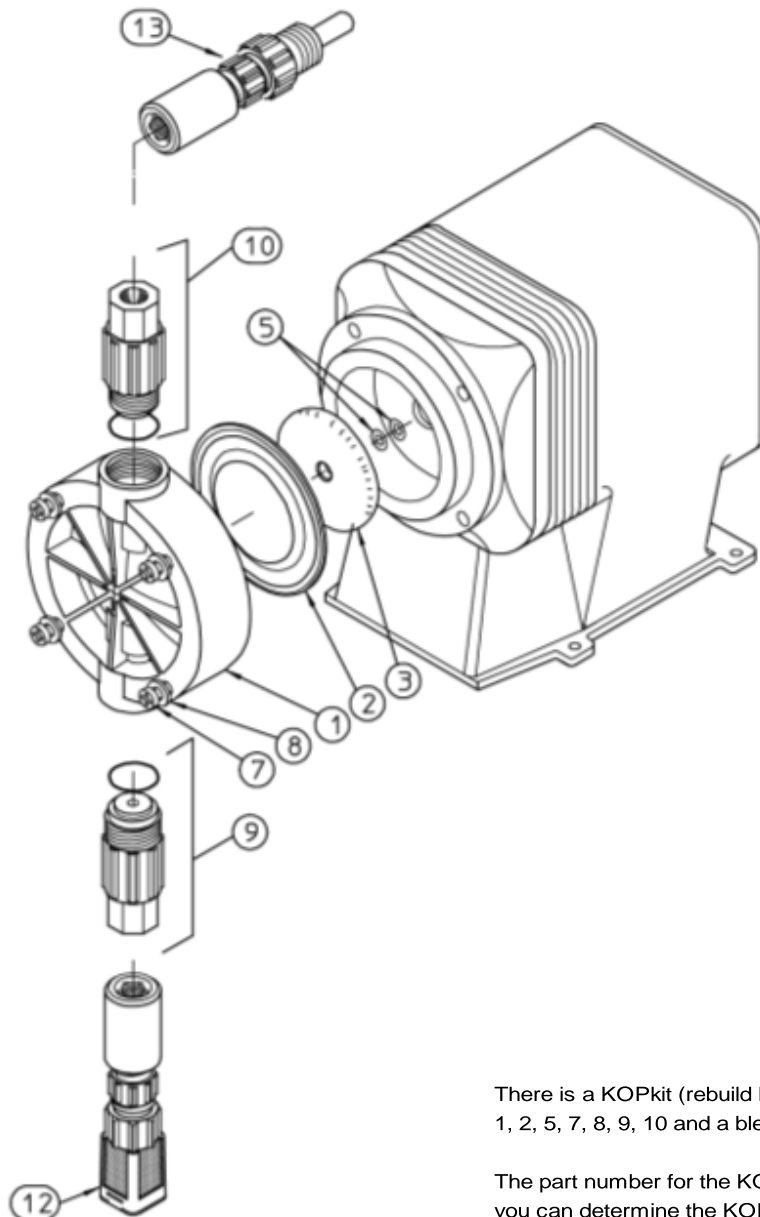
Use the fourth digit in the model number from your pump to identify the part numbers below

EXAMPLE MODEL:

Position	1	2	3	4	5	6	-	7	8	9	10	-	11	12	13
Model:	L	B	6	4	S	A	-	A	T	S	2	-	X	X	X

For example the pump head (ITEM #1) for this pump would be:

Part Number: L0200400-316



PART NUMBER	QTY	DIGIT IN POSITION NUMBER FOUR OF THE MODEL NUMBER
ITEM NO. 1: PUMP HEAD (PVD)		
L0200200-316	1	2
L0200300-316	1	3
L0200400-316	1	4
ITEM NO. 2: DIAPHRAGM		
L0300900-THY	1	2
L0301000-THY	1	3
L0301100-THY	1	4
ITEM NO. 3: DEFLECTION PLATE		
L2100200-FPP	1	2
L2100300-FPP	1	3
L2100400-FPP	1	4
ITEM NO. 5: SHIM (0-2 REQUIRED)		
L9901200-BRS	0-2	ANY DIGIT
ITEM NO. 7 & 8: PUMP HEAD SCREWS AND WASHERS KIT (CONTAINS BOLTS AND WASHERS)		
L3900201-000	1	2
L3900500-000	1	3 OR 4
ITEM NO. 9: SUCTION VALVE		
L3101TS2-316	1	ANY DIGIT
ITEM NO. 10: DISCHARGE VALVE		
L3201TS2-316	1	ANY DIGIT
ITEM NO. 11: BLEED VALVE		
NO BLEED VALVE		
ITEM NO. 12: FOOT VALVE/STRAINER		
J40095	1	ANY DIGIT
ITEM NO. 13: INJECTION VALVE		
J61025	1	ANY DIGIT
REPLACEMENT FUSES		
L9707300-000	1	E+ SERIES AND E SERIES PUMPS WITH FUSE HOLDER
L9711200-000	1	A+, C, C+ AND E SERIES PUMPS WITH PC BOARD MOUNTED FUSE
L9704700-000	1	SERIES E-DC PUMPS
L9700700-250	1	SERIES MP PUMP-CIRCUIT

There is a KOPkit (rebuild kit) available for your pump that includes items
1, 2, 5, 7, 8, 9, 10 and a bleed valve o-ring

The part number for the KOPkit can be found on your pump data label or
you can determine the KOPkit part number from your pump model number
by using the fourth, seventh, eighth, ninth and tenth positions for the model string

EXAMPLE:

Model	L	B	6	4	S	A	-	A	T	S	2	-	X	X	X
KOPkit Number				4				A	T	S	2				

= K4ATS2

ATSC WET END PARTS

The following part numbers are the pump models with liquid end code ATSC in the model
EXAMPLE: LPH8SA-ATSC-XXX

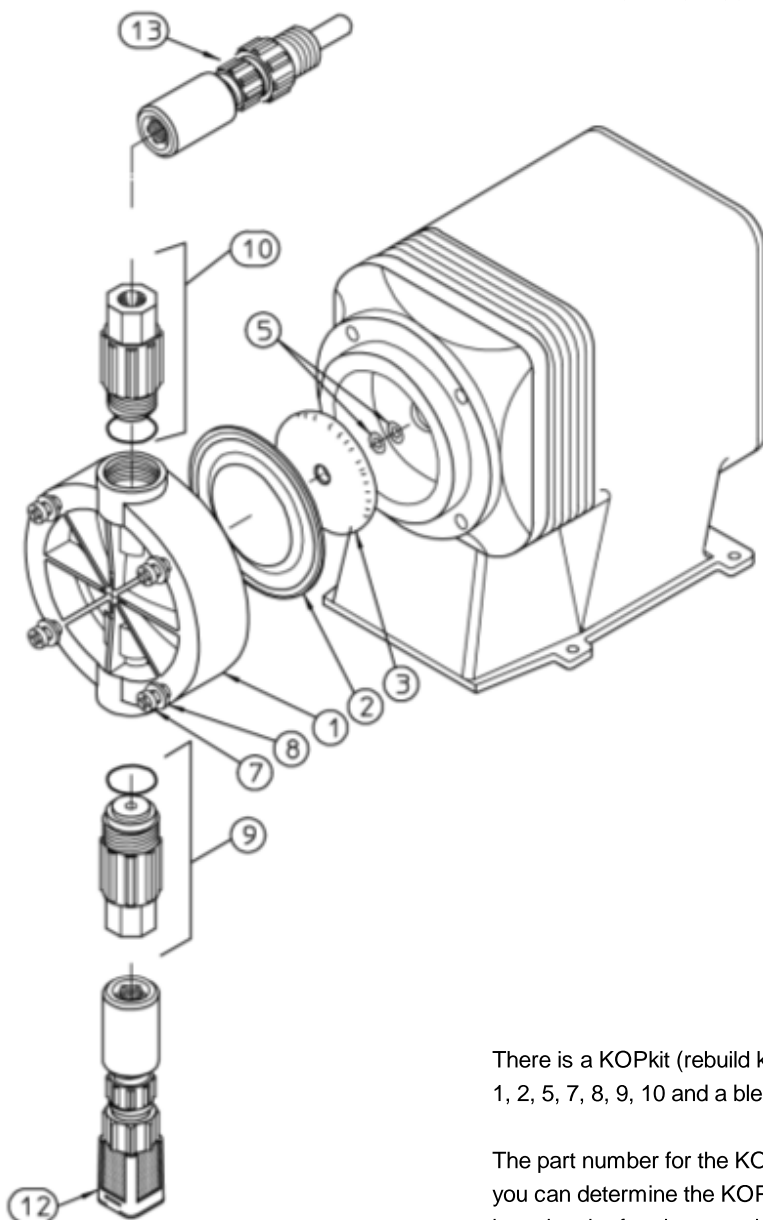
Use the fourth digit in the model number from your pump to identify the part numbers below

EXAMPLE MODEL:

Position	1	2	3	4	5	6	-	7	8	9	10	-	11	12	13
Model:	L	P	H	8	S	A	-	A	T	S	C	-	X	X	X

For example the pump head (ITEM #1) for this pump would be:

Part Number: L0200800-316



PART NUMBER	QTY	DIGIT IN POSITION NUMBER FOUR OF THE MODEL NUMBER
ITEM NO. 1: PUMP HEAD (PVD)		
L0200800-316	1	8
ITEM NO. 2: DIAPHRAGM		
L0301600-THY	1	8
ITEM NO. 3: DEFLECTION PLATE		
NONE		8
ITEM NO. 5: SHIM (0-2 REQUIRED)		
L9901200-BRS	0-2	ANY DIGIT
ITEM NO. 7 & 8: PUMP HEAD SCREWS AND WASHERS KIT (CONTAINS BOLTS AND WASHERS)		
L3900600-000	1	8
ITEM NO. 9: SUCTION VALVE		
L3101TSC-316	1	ANY DIGIT
ITEM NO. 10: DISCHARGE VALVE		
L3201TSC-316	1	ANY DIGIT
ITEM NO. 11: BLEED VALVE		
NO BLEED VALVE		
ITEM NO. 12: FOOT VALVE/STRAINER		
J60503	1	ANY DIGIT
ITEM NO. 13: INJECTION VALVE		
J61218	1	ANY DIGIT
REPLACEMENT FUSES		
L9707300-000	1	E+ SERIES AND E SERIES PUMPS WITH FUSE HOLDER
L9711200-000	1	A+, C, C+ AND E SERIES PUMPS WITH PC BOARD MOUNTED FUSE
L9704700-000	1	SERIES E-DC PUMPS
L9700700-250	1	SERIES MP PUMP-CIRCUIT BREAKER

There is a KOPkit (rebuild kit) available for your pump that includes items 1, 2, 5, 7, 8, 9, 10 and a bleed valve o-ring

The part number for the KOPkit can be found on your pump data label or you can determine the KOPkit part number from your pump model number by using the fourth, seventh, eighth, ninth and tenth positions for the model string

EXAMPLE:

Model	L	P	H	8	S	A	-	A	T	S	C	-	X	X	X
KOPkit Number				8				A	T	S	C				

= K8ATSC

ATS4 WET END PARTS

The following part numbers are the pump models with liquid end code ATS4 in the model
EXAMPLE: LPH7SA-ATS4-XXX

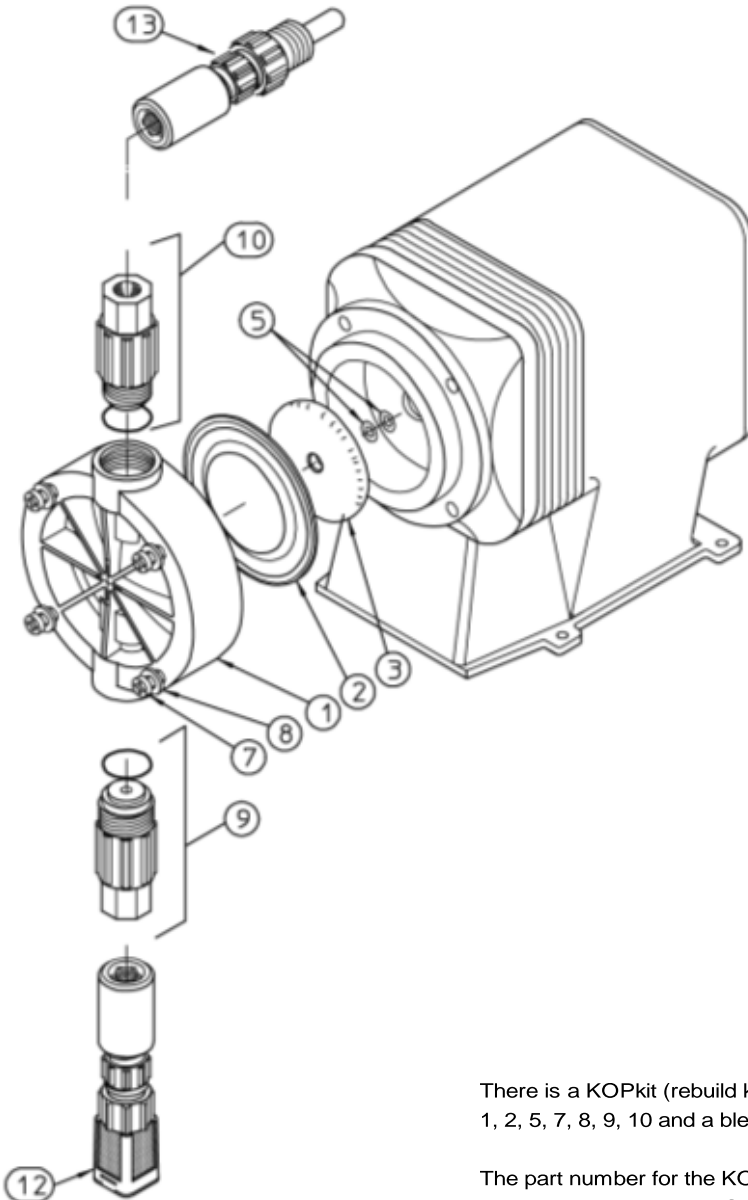
Use the fourth digit in the model number from your pump to identify the part numbers below

EXAMPLE MODEL:

Position	1	2	3	4	5	6	-	7	8	9	10	-	11	12	13
Model:	L	P	H	7	S	A	-	A	T	S	4	-	X	X	X

For example the pump head (ITEM #1) for this pump would be:

Part Number: L0200700-316



PART NUMBER	QTY	DIGIT IN POSITION NUMBER FOUR OF THE MODEL NUMBER
ITEM NO. 1: PUMP HEAD (PVD)		
L0200500-316	1	5
L0200600-316	1	6
L0200700-316	1	7
ITEM NO. 2: DIAPHRAGM		
L0301200-THY	1	5
L0301300-THY	1	6
L0301400-THY	1	7
ITEM NO. 3: DEFLECTION PLATE		
L2100500-FPP	1	5
L2100600-FPP	1	6
L2100700-FPP	1	7
ITEM NO. 5: SHIM (0-2 REQUIRED)		
L9901200-BRS	0-2	ANY DIGIT
ITEM NO. 7 & 8: PUMP HEAD SCREWS AND WASHERS KIT (CONTAINS BOLTS AND WASHERS)		
L3900500-000	1	5 OR 6
L3900301-000	1	7
ITEM NO. 9: SUCTION VALVE		
L3101TS4-316	1	ANY DIGIT
ITEM NO. 10: DISCHARGE VALVE		
L3201TS4-316	1	ANY DIGIT
ITEM NO. 11: BLEED VALVE		
NO BLEED VALVE		
ITEM NO. 12: FOOT VALVE/STRAINER		
J40095	1	ANY DIGIT
ITEM NO. 13: INJECTION VALVE		
J61025	1	ANY DIGIT
REPLACEMENT FUSES		
L9707300-000	1	E+ SERIES AND E SERIES PUMPS WITH FUSE HOLDER
L9711200-000	1	A+, C, C+ AND E SERIES PUMPS WITH PC BOARD MOUNTED FUSE
L9704700-000	1	SERIES E-DC PUMPS
L9700700-250	1	SERIES MP PUMP-CIRCUIT

There is a KOPkit (rebuild kit) available for your pump that includes items 1, 2, 5, 7, 8, 9, 10 and a bleed valve o-ring

The part number for the KOPkit can be found on your pump data label or you can determine the KOPkit part number from your pump model number by using the fourth, seventh, eighth, ninth and tenth positions for the model string

EXAMPLE:

Model	L	P	H	7	S	A	-	A	T	S	4	-	X	X	X
KOPkit Number				7		A	T	S	4						

= K4ATS4

ATT4 WET END PARTS

The following part numbers are the pump models with liquid end code ATT4 in the model
EXAMPLE: LPH5MA-ATT4-XXX

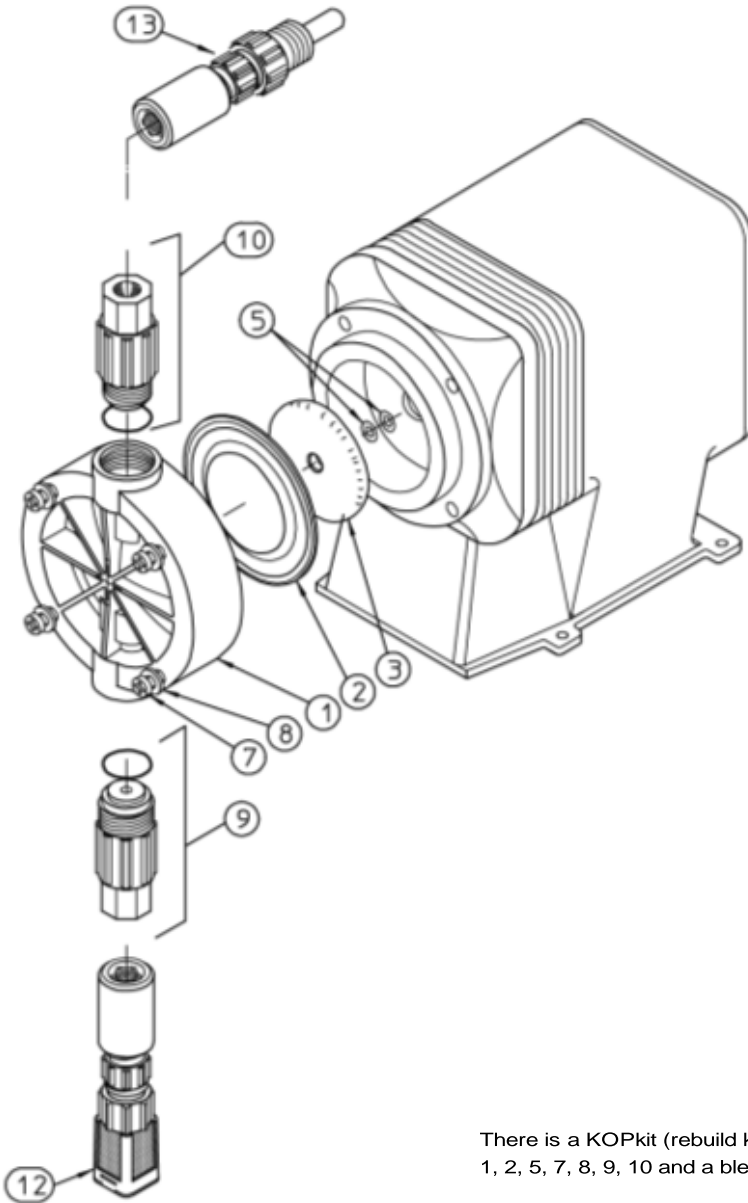
Use the fourth digit in the model number from your pump to identify the part numbers below

EXAMPLE MODEL:

Position	1	2	3	4	5	6	-	7	8	9	10	-	11	12	13
Model:	L	P	H	5	M	A	-	A	T	T	4	-	X	X	X

For example the pump head (ITEM #1) for this pump would be:

Part Number: L0200500-316



PART NUMBER	QTY	DIGIT IN POSITION NUMBER FOUR OF THE MODEL NUMBER
ITEM NO. 1: PUMP HEAD (PVD)		
L0200400-316	1	4
L0200500-316	1	5
L0200600-316	1	6
L0200700-316	1	7
ITEM NO. 2: DIAPHRAGM		
L0301100-THY	1	4
L0301200-THY	1	5
L0301300-THY	1	6
L0301400-THY	1	7
ITEM NO. 3: DEFLECTION PLATE		
L2100400-FPP	1	4
L2100500-FPP	1	5
L2100600-FPP	1	6
L2100700-FPP	1	7
ITEM NO. 5: SHIM (0-2 REQUIRED)		
L9901200-BRS	0-2	ANY DIGIT
ITEM NO. 7 & 8: PUMP HEAD SCREWS AND WASHERS KIT (CONTAINS BOLTS AND WASHERS)		
L3900500-000	1	4
L3900400-000	1	5 OR 6
L3900301-000	1	7
ITEM NO. 9: SUCTION VALVE		
L3101TT4-316	1	ANY DIGIT
ITEM NO. 10: DISCHARGE VALVE		
L3201TT4-316	1	ANY DIGIT
ITEM NO. 11: BLEED VALVE		
NO BLEED VALVE		
ITEM NO. 12: FOOT VALVE/STRAINER		
J40095	1	ANY DIGIT
ITEM NO. 13: INJECTION VALVE		
J61095	1	ANY DIGIT
REPLACEMENT FUSES		
L9707300-000	1	E+ SERIES AND E SERIES PUMPS WITH FUSE HOLDER
L9711200-000	1	A+, C, C+ AND E SERIES PUMPS WITH PC BOARD MOUNTED FUSE
L9704700-000	1	SERIES E-DC PUMPS
L9700700-250	1	SERIES MP PUMP-CIRCUIT

There is a KOPkit (rebuild kit) available for your pump that includes items 1, 2, 5, 7, 8, 9, 10 and a bleed valve o-ring

The part number for the KOPkit can be found on your pump data label or you can determine the KOPkit part number from your pump model number by using the fourth, seventh, eighth, ninth and tenth positions for the model string

EXAMPLE:

Model	L	P	H	5	M	A	-	A	T	T	4	-	X	X	X
KOPkit Number				5				A	T	T	4				

= K5ATT4

AVT4 WET END PARTS

The following part numbers are the pump models with liquid end code AVT4 in the model
EXAMPLE: LPH4MB-AVT4-XXX

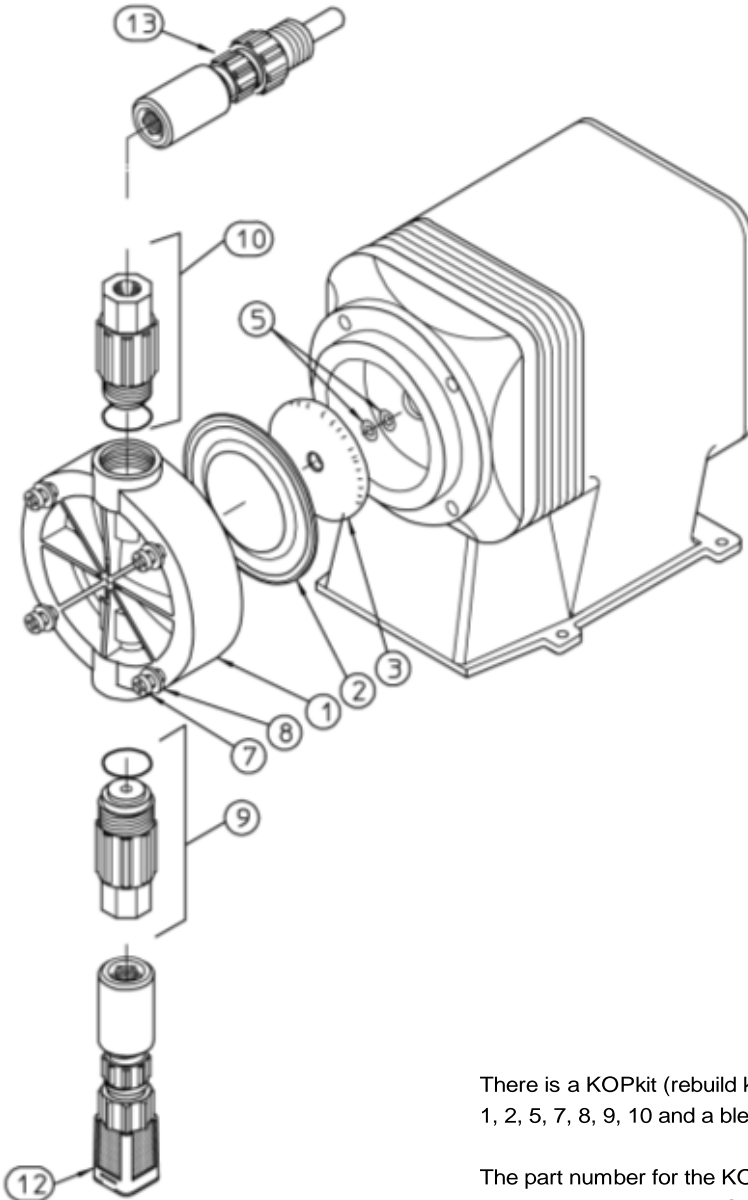
Use the fourth digit in the model number from your pump to identify the part numbers below

EXAMPLE MODEL:

Position	1	2	3	4	5	6	-	7	8	9	10	-	11	12	13
Model:	L	P	H	4	M	A	-	A	V	T	4	-	X	X	X

For example the pump head (ITEM #1) for this pump would be:

Part Number: L0200400-316



PART NUMBER	QTY	DIGIT IN POSITION NUMBER FOUR OF THE MODEL NUMBER
ITEM NO. 1: PUMP HEAD (PVD)		
L0200400-316	1	4
L0200700-316	1	7
ITEM NO. 2: DIAPHRAGM		
L0301100-THY	1	4
L0301400-THY	1	7
ITEM NO. 3: DEFLECTION PLATE		
L2100400-FPP	1	4
L2100700-FPP	1	7
ITEM NO. 5: SHIM (0-2 REQUIRED)		
L9901200-BRS	0-2	ANY DIGIT
ITEM NO. 7 & 8: PUMP HEAD SCREWS AND WASHERS KIT (CONTAINS BOLTS AND WASHERS)		
L3900500-000	1	4
L3900301-000	1	7
ITEM NO. 9: SUCTION VALVE		
L3101VT4-316	1	ANY DIGIT
ITEM NO. 10: DISCHARGE VALVE		
L3201VT4-316	1	ANY DIGIT
ITEM NO. 11: BLEED VALVE		
NO BLEED VALVE		
ITEM NO. 12: FOOT VALVE/STRAINER		
J40095	1	ANY DIGIT
ITEM NO. 13: INJECTION VALVE		
J61099	1	ANY DIGIT
REPLACEMENT FUSES		
L9707300-000	1	E+ SERIES AND E SERIES PUMPS WITH FUSE HOLDER
L9711200-000	1	A+, C, C+ AND E SERIES PUMPS WITH PC BOARD MOUNTED FUSE
L9704700-000	1	SERIES E-DC PUMPS
L9700700-250	1	SERIES MP PUMP-CIRCUIT

There is a KOPkit (rebuild kit) available for your pump that includes items
1, 2, 5, 7, 8, 9, 10 and a bleed valve o-ring

The part number for the KOPkit can be found on your pump data label or
you can determine the KOPkit part number from your pump model number
by using the fourth, seventh, eighth, ninth and tenth positions for the model string

EXAMPLE:

Model	L	P	H	4	M	B	-	A	V	T	4	-	X	X	X
KOPkit Number				4				A	V	T	4				

= K4AVT4

ATCG WET END PARTS

The following part numbers are the pump models with liquid end code ATCG in the model
EXAMPLE: LB64SA-ATCG-XXX

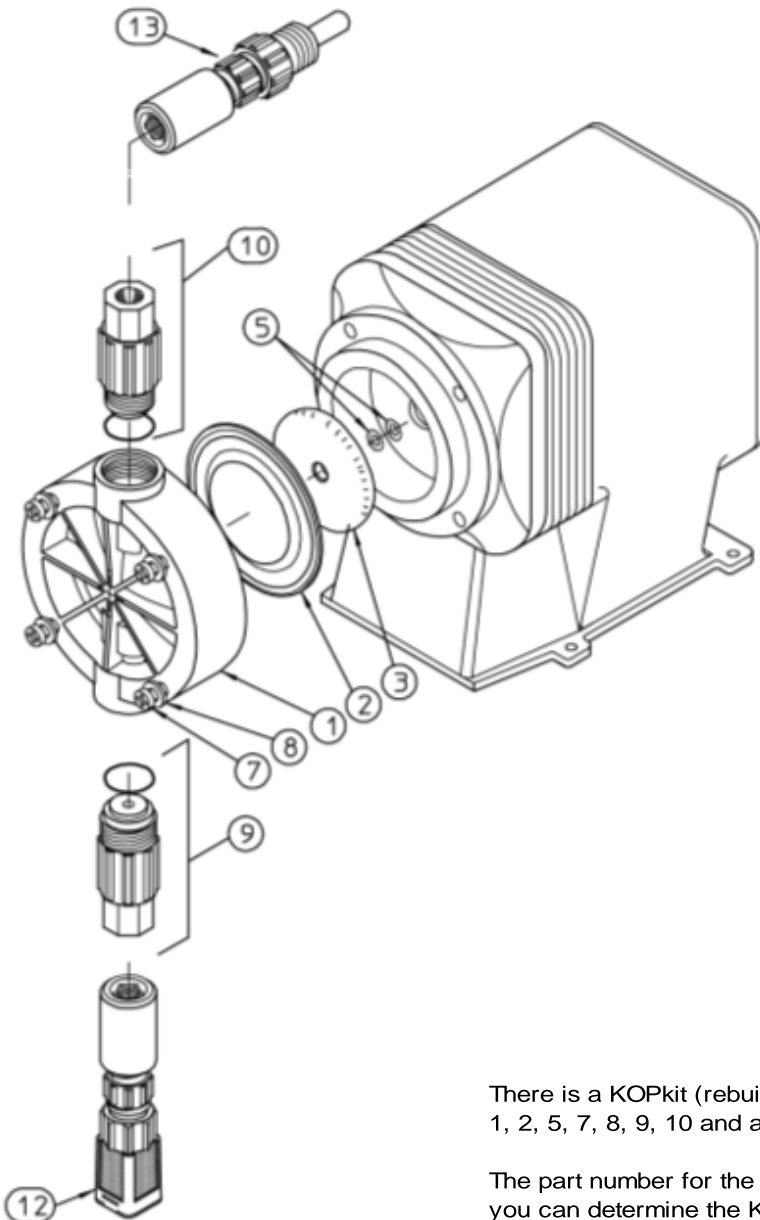
Use the fourth digit in the model number from your pump to identify the part numbers below

EXAMPLE MODEL:

Position	1	2	3	4	5	6	-	7	8	9	10	-	11	12	13
Model:	L	B	6	4	S	A	-	A	T	C	G	-	X	X	X

For example the pump head (ITEM #1) for this pump would be:

Part Number: L0200400-316



PART NUMBER	QTY	DIGIT IN POSITION NUMBER FOUR OF THE MODEL NUMBER
ITEM NO. 1: PUMP HEAD (PVD)		
L0200200-316	1	2
L0200300-316	1	3
L0200400-316	1	4
ITEM NO. 2: DIAPHRAGM		
L0300900-THY	1	2
L0301000-THY	1	3
L0301100-THY	1	4
ITEM NO. 3: DEFLECTION PLATE		
L2100200-FPP	1	2
L2100300-FPP	1	3
L2100400-FPP	1	4
ITEM NO. 5: SHIM (0-2 REQUIRED)		
L9901200-BRS	0-2	ANY DIGIT
ITEM NO. 7 & 8: PUMP HEAD SCREWS AND WASHERS KIT (CONTAINS BOLTS AND WASHERS)		
L3900201-000	1	2
L3900500-000	1	3 OR 4
ITEM NO. 9: SUCTION VALVE		
L3101TCG-316	1	ANY DIGIT
ITEM NO. 10: DISCHARGE VALVE		
L3201TCG-316	1	ANY DIGIT
ITEM NO. 11: BLEED VALVE		
NO BLEED VALVE		
ITEM NO. 12: FOOT VALVE/STRAINER		
J40095	1	ANY DIGIT
ITEM NO. 13: INJECTION VALVE		
J61176	1	ANY DIGIT
REPLACEMENT FUSES		
L9707300-000	1	E+ SERIES AND E SERIES PUMPS WITH FUSE HOLDER
L9711200-000	1	A+, C, C+ AND E SERIES PUMPS WITH PC BOARD MOUNTED FUSE
L9704700-000	1	SERIES E-DC PUMPS
L9700700-250	1	SERIES MP PUMP-CIRCUIT

There is a KOPkit (rebuild kit) available for your pump that includes items 1, 2, 5, 7, 8, 9, 10 and a bleed valve o-ring

The part number for the KOPkit can be found on your pump data label or you can determine the KOPkit part number from your pump model number by using the fourth, seventh, eighth, ninth and tenth positions for the model string

EXAMPLE:

Model	L	B	6	4	S	A	-	A	T	C	G	-	X	X	X
KOPkit Number				4				A	T	C	G				

= K4ATCG

ATC2 WET END PARTS

The following part numbers are the pump models with liquid end code ATC2 in the model
EXAMPLE: LPA2SA-ATC2-XXX

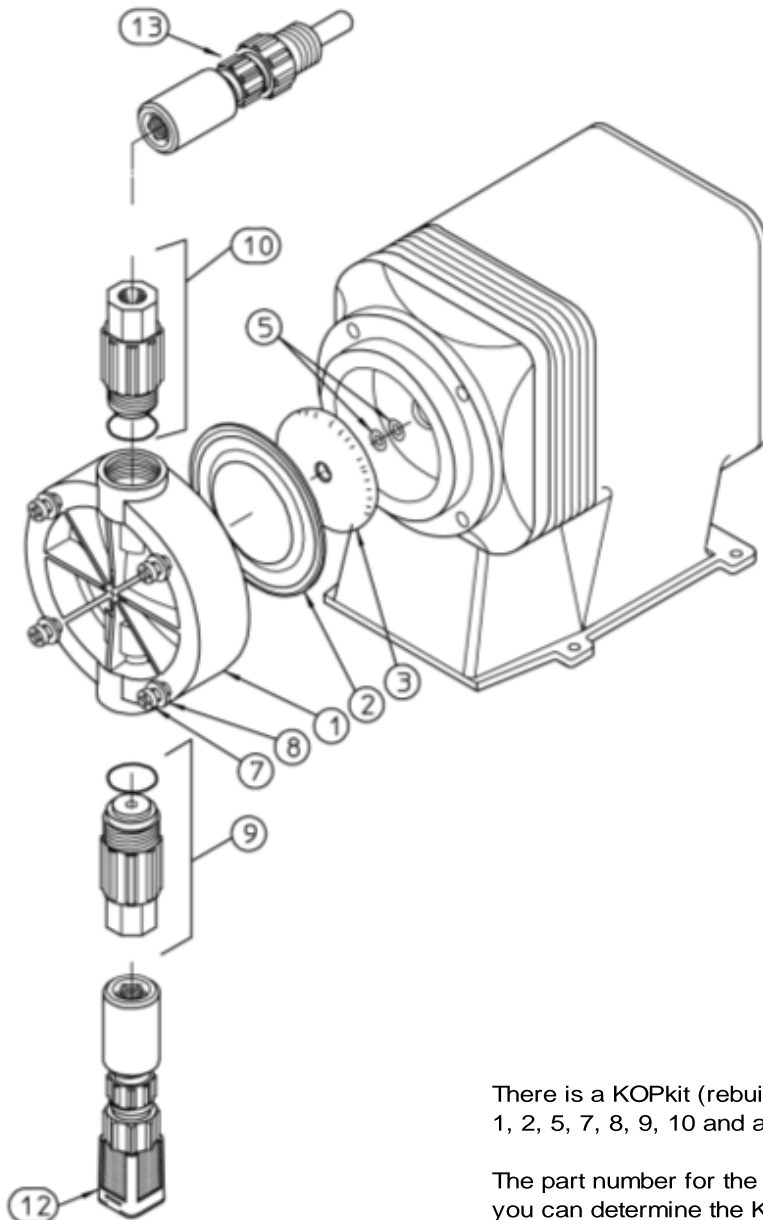
Use the fourth digit in the model number from your pump to identify the part numbers below

EXAMPLE MODEL:

Position	1	2	3	4	5	6	-	7	8	9	10	-	11	12	13
Model:	L	P	A	2	S	A	-	A	T	C	2	-	X	X	X

For example the pump head (ITEM #1) for this pump would be:

Part Number: L0200200-316



PART NUMBER	QTY	DIGIT IN POSITION NUMBER FOUR OF THE MODEL NUMBER
ITEM NO. 1: PUMP HEAD (PVD)		
L0200200-316	1	2
L0200300-316	1	3
L0200400-316	1	4
ITEM NO. 2: DIAPHRAGM		
L0300900-THY	1	2
L0301000-THY	1	3
L0301100-THY	1	4
ITEM NO. 3: DEFLECTION PLATE		
L2100200-FPP	1	2
L2100300-FPP	1	3
L2100400-FPP	1	4
ITEM NO. 5: SHIM (0-2 REQUIRED)		
L9901200-BRS	0-2	ANY DIGIT
ITEM NO. 7 & 8: PUMP HEAD SCREWS AND WASHERS KIT (CONTAINS BOLTS AND WASHERS)		
L3900201-000	1	2
L3900500-000	1	3 OR 4
ITEM NO. 9: SUCTION VALVE		
L3101TC2-316	1	ANY DIGIT
ITEM NO. 10: DISCHARGE VALVE		
L3201TC2-316	1	ANY DIGIT
ITEM NO. 11: BLEED VALVE		
NO BLEED VALVE		
ITEM NO. 12: FOOT VALVE/STRAINER		
J40095	1	ANY DIGIT
ITEM NO. 13: INJECTION VALVE		
J61176	1	ANY DIGIT
REPLACEMENT FUSES		
L9707300-000	1	E+ SERIES AND E SERIES PUMPS WITH FUSE HOLDER
L9711200-000	1	A+, C, C+ AND E SERIES PUMPS WITH PC BOARD MOUNTED FUSE
L9704700-000	1	SERIES E-DC PUMPS
L9700700-250	1	SERIES MP PUMP-CIRCUIT

There is a KOPkit (rebuild kit) available for your pump that includes items 1, 2, 5, 7, 8, 9, 10 and a bleed valve o-ring

The part number for the KOPkit can be found on your pump data label or you can determine the KOPkit part number from your pump model number by using the fourth, seventh, eighth, ninth and tenth positions for the model string

EXAMPLE:

Model	L	P	A	2	S	A	-	A	T	C	2	-	X	X	X
KOPkit Number				2				A	T	C	2				

= K2ATC2

ATSG WET END PARTS

The following part numbers are the pump models with liquid end code ATSG in the model
EXAMPLE: LPH7SA-ATSG-XXX

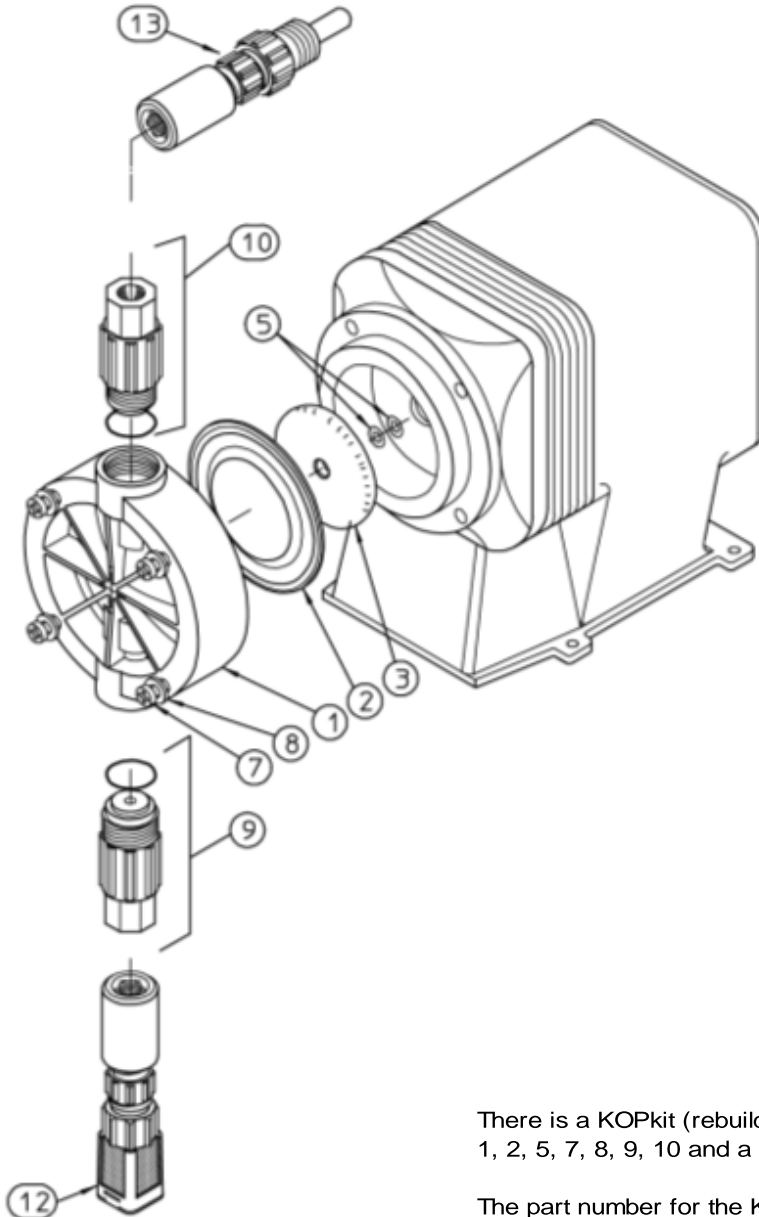
Use the fourth digit in the model number from your pump to identify the part numbers below

EXAMPLE MODEL:

Position	1	2	3	4	5	6	-	7	8	9	10	-	11	12	13
Model:	L	B	6	4	S	A	-	A	T	S	G	-	X	X	X

For example the pump head (ITEM #1) for this pump would be:

Part Number: L0200400-316



PART NUMBER	QTY	DIGIT IN POSITION NUMBER FOUR OF THE MODEL NUMBER
ITEM NO. 1: PUMP HEAD (PVD)		
L0200200-316	1	2
L0200300-316	1	3
L0200400-316	1	4
ITEM NO. 2: DIAPHRAGM		
L0300900-THY	1	2
L0301000-THY	1	3
L0301100-THY	1	4
ITEM NO. 3: DEFLECTION PLATE		
L2100200-FPP	1	2
L2100300-FPP	1	3
L2100400-FPP	1	4
ITEM NO. 5: SHIM (0-2 REQUIRED)		
L9901200-BRS	0-2	ANY DIGIT
ITEM NO. 7 & 8: PUMP HEAD SCREWS AND WASHERS KIT (CONTAINS BOLTS AND WASHERS)		
L3900201-000	1	2
L3900500-000	1	3 OR 4
ITEM NO. 9: SUCTION VALVE		
L3101TSG-316	1	ANY DIGIT
ITEM NO. 10: DISCHARGE VALVE		
L3201TSG-316	1	ANY DIGIT
ITEM NO. 11: BLEED VALVE		
NO BLEED VALVE		
ITEM NO. 12: FOOT VALVE/STRAINER		
J40095	1	ANY DIGIT
ITEM NO. 13: INJECTION VALVE		
J61025	1	ANY DIGIT
REPLACEMENT FUSES		
L9707300-000	1	E+ SERIES AND E SERIES PUMPS WITH FUSE HOLDER
L9711200-000	1	A+, C, C+ AND E SERIES PUMPS WITH PC BOARD MOUNTED FUSE
L9704700-000	1	SERIES E-DC PUMPS
L9700700-250	1	SERIES MP PUMP-CIRCUIT

There is a KOPkit (rebuild kit) available for your pump that includes items 1, 2, 5, 7, 8, 9, 10 and a bleed valve o-ring

The part number for the KOPkit can be found on your pump data label or you can determine the KOPkit part number from your pump model number by using the fourth, seventh, eighth, ninth and tenth positions for the model string

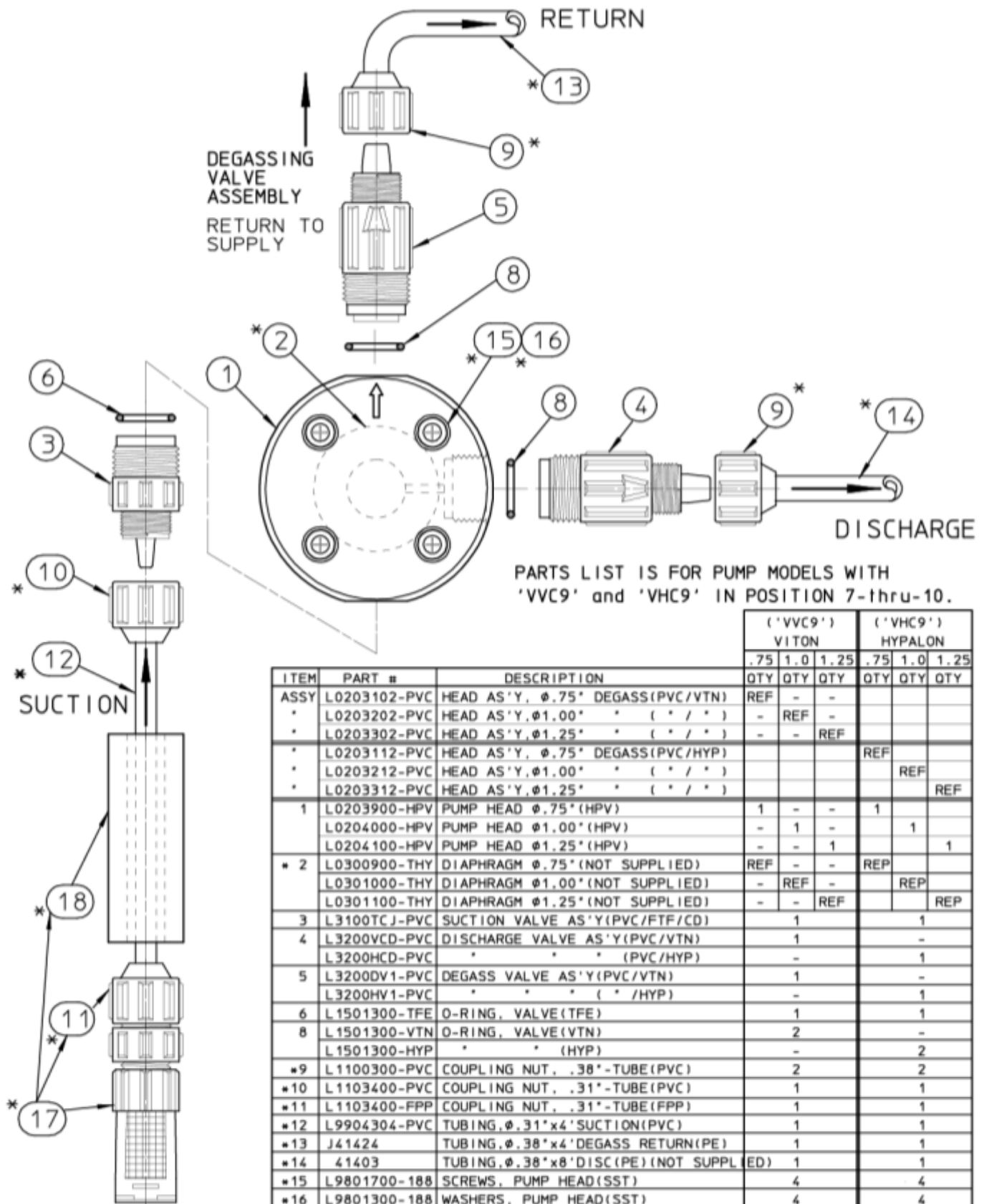
EXAMPLE:

Model	L	B	6	4	S	A	-	A	T	S	G	-	X	X	X
KOPkit Number				4				A	T	S	G				

= K4ATSG

VVC9 & VHC9 WET END PARTS

The following part numbers are the pump models with liquid end code VVC9 & VHC9 in the model
EXAMPLE: LPH7SA-VVC9-XXX OR LPH7SA-VHC9-XXX



ITEM	PART #	DESCRIPTION	('VVC9') VITON			('VHC9') HYPALON		
			.75	1.0	1.25	.75	1.0	1.25
			QTY	QTY	QTY	QTY	QTY	QTY
ASSY	L0203102-PVC	HEAD AS'Y, Ø.75" DEGASS(PVC/VTN)	REF	-	-			
*	L0203202-PVC	HEAD AS'Y, Ø1.00" * (* / *)	-	REF	-			
*	L0203302-PVC	HEAD AS'Y, Ø1.25" * (* / *)	-	-	REF			
*	L0203112-PVC	HEAD AS'Y, Ø.75" DEGASS(PVC/HYP)				REF		
*	L0203212-PVC	HEAD AS'Y, Ø1.00" * (* / *)					REF	
*	L0203312-PVC	HEAD AS'Y, Ø1.25" * (* / *)						REF
1	L0203900-HPV	PUMP HEAD Ø.75" (HPV)	1	-	-	1		
	L0204000-HPV	PUMP HEAD Ø1.00" (HPV)	-	1	-		1	
	L0204100-HPV	PUMP HEAD Ø1.25" (HPV)	-	-	1			1
* 2	L0300900-THY	DIAPHRAGM Ø.75" (NOT SUPPLIED)	REF	-	-	REP		
	L0301000-THY	DIAPHRAGM Ø1.00" (NOT SUPPLIED)	-	REF	-		REP	
	L0301100-THY	DIAPHRAGM Ø1.25" (NOT SUPPLIED)	-	-	REF			REP
3	L3100TCJ-PVC	SUCTION VALVE AS'Y(PVC/FTF/CD)		1			1	
4	L3200VCD-PVC	DISCHARGE VALVE AS'Y(PVC/VTN)		1			-	
	L3200HCD-PVC	* * * (PVC/HYP)		-			1	
5	L3200DV1-PVC	DEGASS VALVE AS'Y(PVC/VTN)		1			-	
	L3200HV1-PVC	* * * (* /HYP)		-			1	
6	L1501300-TFE	O-RING, VALVE(TFE)		1			1	
8	L1501300-VTN	O-RING, VALVE(VTN)		2			-	
	L1501300-HYP	* * * (HYP)		-			2	
* 9	L1100300-PVC	COUPLING NUT, .38"-TUBE(PVC)		2			2	
* 10	L1103400-PVC	COUPLING NUT, .31"-TUBE(PVC)		1			1	
* 11	L1103400-FPP	COUPLING NUT, .31"-TUBE(FPP)		1			1	
* 12	L9904304-PVC	TUBING, Ø.31"x4' SUCTION(PVC)		1			1	
* 13	J41424	TUBING, Ø.38"x4' DEGASS RETURN(PE)		1			1	
* 14	41403	TUBING, Ø.38"x8' DISC(PE) (NOT SUPPL ED)		1			1	
* 15	L9801700-188	SCREWS, PUMP HEAD(SST)		4			4	
* 16	L9801300-188	WASHERS, PUMP HEAD(SST)		4			4	
* 17	J60564	FOOT VALVE STRAINER(FTF) w/WEIGHT		1			1	
* 18	L9906700-000	WEIGHT, CERAMIC TUBE		REF			REF	

* NOT SUPPLIED WITH DEGASSING HEAD ASY.

KTC1 WET END PARTS

The following part numbers are the pump models with liquid end code KTC1 in the model
EXAMPLE: LB64SA-KTC1-XXX

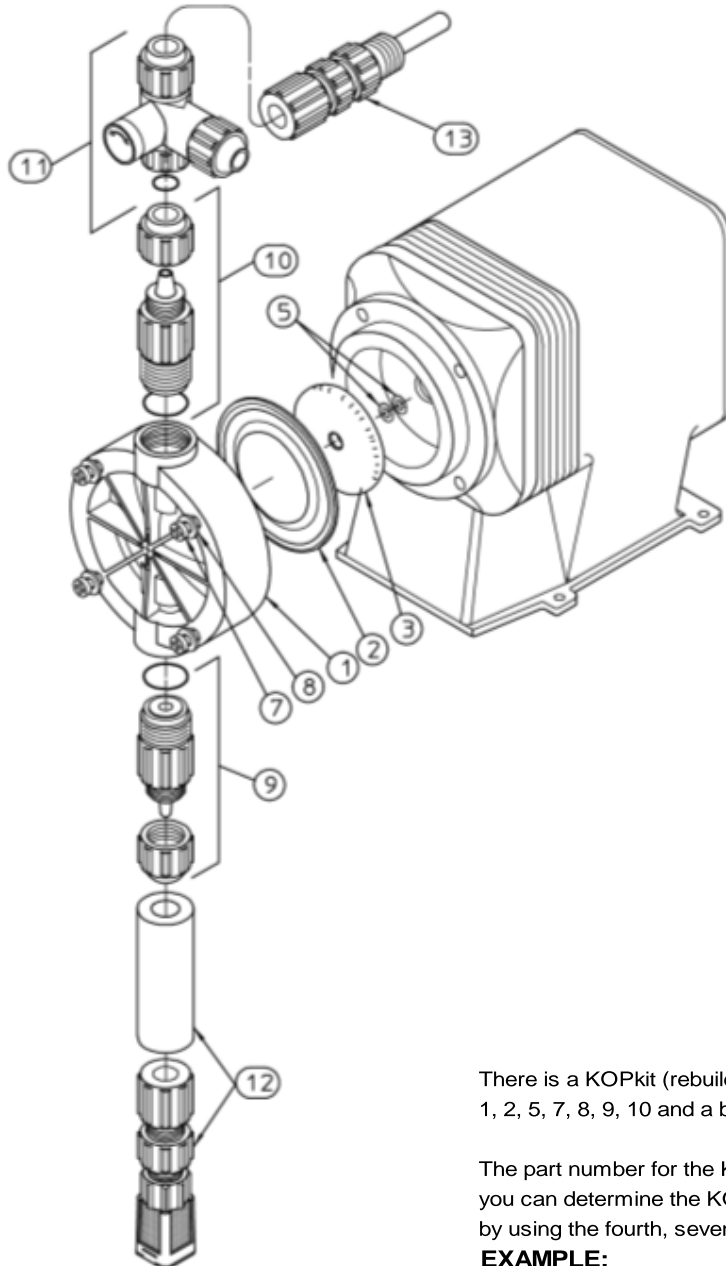
Use the fourth digit in the model number from your pump to identify the part numbers below

EXAMPLE MODEL:

Position	1	2	3	4	5	6	-	7	8	9	10	-	11	12	13
Model:	L	B	6	4	S	A	-	K	T	C	1	-	X	X	X

For example the pump head (ITEM #1) for this pump would be:

Part Number: L0200400-PVD



PART NUMBER	QTY	DIGIT IN POSITION NUMBER FOUR OF THE MODEL NUMBER
ITEM NO. 1: PUMP HEAD (PVD)		
L0200900-PVD	1	2
L0200300-PVD	1	3
L0200400-PVD	1	4
ITEM NO. 2: DIAPHRAGM		
L0300900-THY	1	2
L0301000-THY	1	3
L0301100-THY	1	4
ITEM NO. 3: DEFLECTION PLATE		
L2100200-FPP	1	2
L2100300-FPP	1	3
L2100400-FPP	1	4
ITEM NO. 5: SHIM (0-2 REQUIRED)		
L9901200-BRS	0-2	ANY DIGIT
ITEM NO. 7 & 8: PUMP HEAD SCREWS AND WASHERS KIT (CONTAINS BOLTS AND WASHERS)		
L3900200-000	1	2, 3 OR 4
ITEM NO. 9: SUCTION VALVE		
L3101TC1-PVD	1	ANY DIGIT
ITEM NO. 10: DISCHARGE VALVE		
L3201TC1-PVD	1	ANY DIGIT
ITEM NO. 11: BLEED VALVE		
L3300T01-PVD	1	ANY DIGIT
ITEM NO. 12: FOOT VALVE/STRAINER		
J60716	1	ANY DIGIT
ITEM NO. 13: INJECTION VALVE		
J61020	1	ANY DIGIT
REPLACEMENT FUSES		
L9707300-000	1	E+ SERIES AND E SERIES PUMPS WITH FUSE HOLDER
L9711200-000	1	A+, C, C+ AND E SERIES PUMPS WITH PC BOARD MOUNTED FUSE
L9704700-000	1	SERIES E-DC PUMPS
L9700700-250	1	SERIES MP PUMP-CIRCUIT

There is a KOPkit (rebuild kit) available for your pump that includes items 1, 2, 5, 7, 8, 9, 10 and a bleed valve o-ring

The part number for the KOPkit can be found on your pump data label or you can determine the KOPkit part number from your pump model number by using the fourth, seventh, eighth, ninth and tenth positions for the model string

EXAMPLE:

Model	L	B	6	4	S	A	-	K	T	C	1	-	X	X	X
KOPkit Number				4				K	T	C	1				

= K4KTC1

KTC2 WET END PARTS

The following part numbers are the pump models with liquid end code KTC2 in the model
EXAMPLE: LB64SA-KTC2-XXX

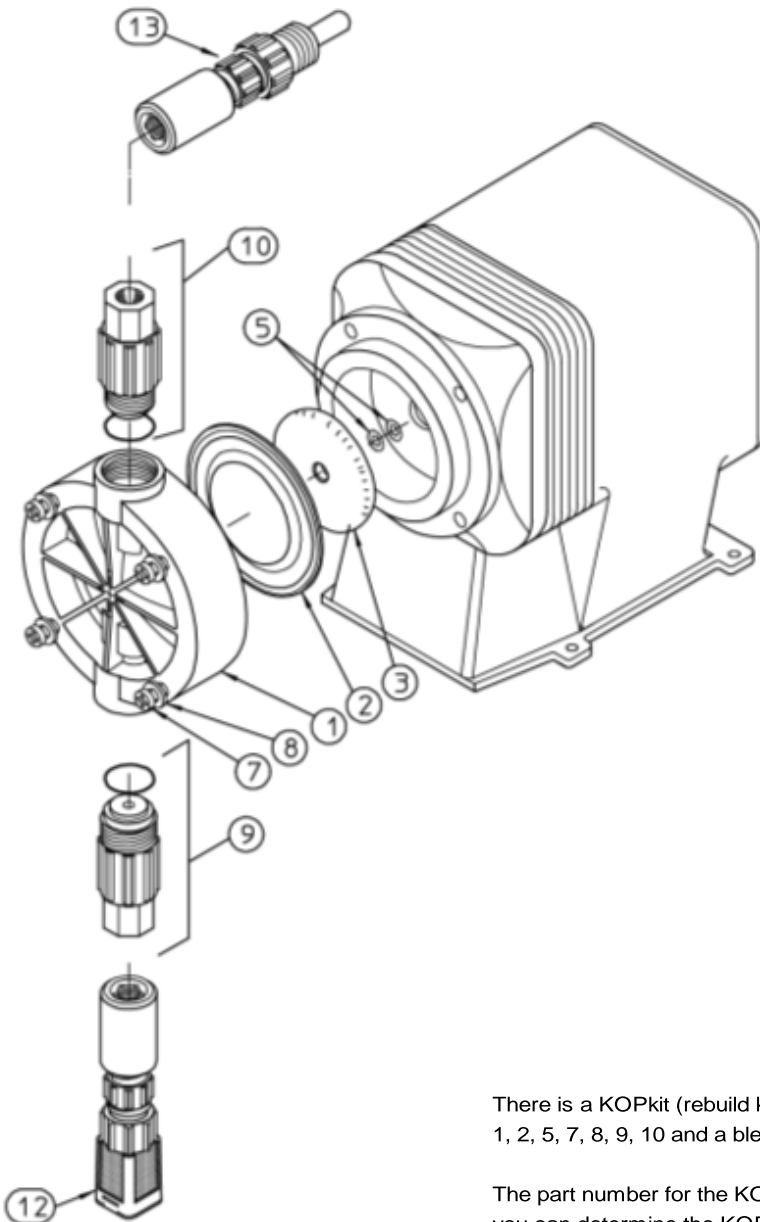
Use the fourth digit in the model number from your pump to identify the part numbers below

EXAMPLE MODEL:

Position	1	2	3	4	5	6	-	7	8	9	10	-	11	12	13
Model:	L	B	6	4	S	A	-	K	T	C	2	-	X	X	X

For example the pump head (ITEM #1) for this pump would be:

Part Number: L0200400-PVD



PART NUMBER	QTY	DIGIT IN POSITION NUMBER FOUR OF THE MODEL NUMBER
ITEM NO. 1: PUMP HEAD (PVD)		
L0200900-PVD	1	2
L0200300-PVD	1	3
L0200400-PVD	1	4
ITEM NO. 2: DIAPHRAGM		
L0300900-THY	1	2
L0301000-THY	1	3
L0301100-THY	1	4
ITEM NO. 3: DEFLECTION PLATE		
L2100200-FPP	1	2
L2100300-FPP	1	3
L2100400-FPP	1	4
ITEM NO. 5: SHIM (0-2 REQUIRED)		
L9901200-BRS	0-2	ANY DIGIT
ITEM NO. 7 & 8: PUMP HEAD SCREWS AND WASHERS KIT (CONTAINS BOLTS AND WASHERS)		
L3900200-000	1	2, 3 OR 4
ITEM NO. 9: SUCTION VALVE		
L3101TC2-PVD	1	ANY DIGIT
ITEM NO. 10: DISCHARGE VALVE		
L3201TC2-PVD	1	ANY DIGIT
ITEM NO. 11: BLEED VALVE		
NO BLEED VALVE		
ITEM NO. 12: FOOT VALVE/STRAINER		
J60700	1	ANY DIGIT
ITEM NO. 13: INJECTION VALVE		
J61015	1	ANY DIGIT
REPLACEMENT FUSES		
L9707300-000	1	E+ SERIES AND E SERIES PUMPS WITH FUSE HOLDER
L9711200-000	1	A+, C, C+ AND E SERIES PUMPS WITH PC BOARD MOUNTED FUSE
L9704700-000	1	SERIES E-DC PUMPS
L9700700-250	1	SERIES MP PUMP-CIRCUIT

There is a KOPkit (rebuild kit) available for your pump that includes items 1, 2, 5, 7, 8, 9, 10 and a bleed valve o-ring

The part number for the KOPkit can be found on your pump data label or you can determine the KOPkit part number from your pump model number by using the fourth, seventh, eighth, ninth and tenth positions for the model string

EXAMPLE:

Model	L	B	6	4	S	A	-	K	T	C	2	-	X	X	X
KOPkit Number				4				K	T	C	2				

= K4KTC2

KTC3 WET END PARTS

The following part numbers are the pump models with liquid end code KTC3 in the model
EXAMPLE: LPH7SA-KTC3-XXX

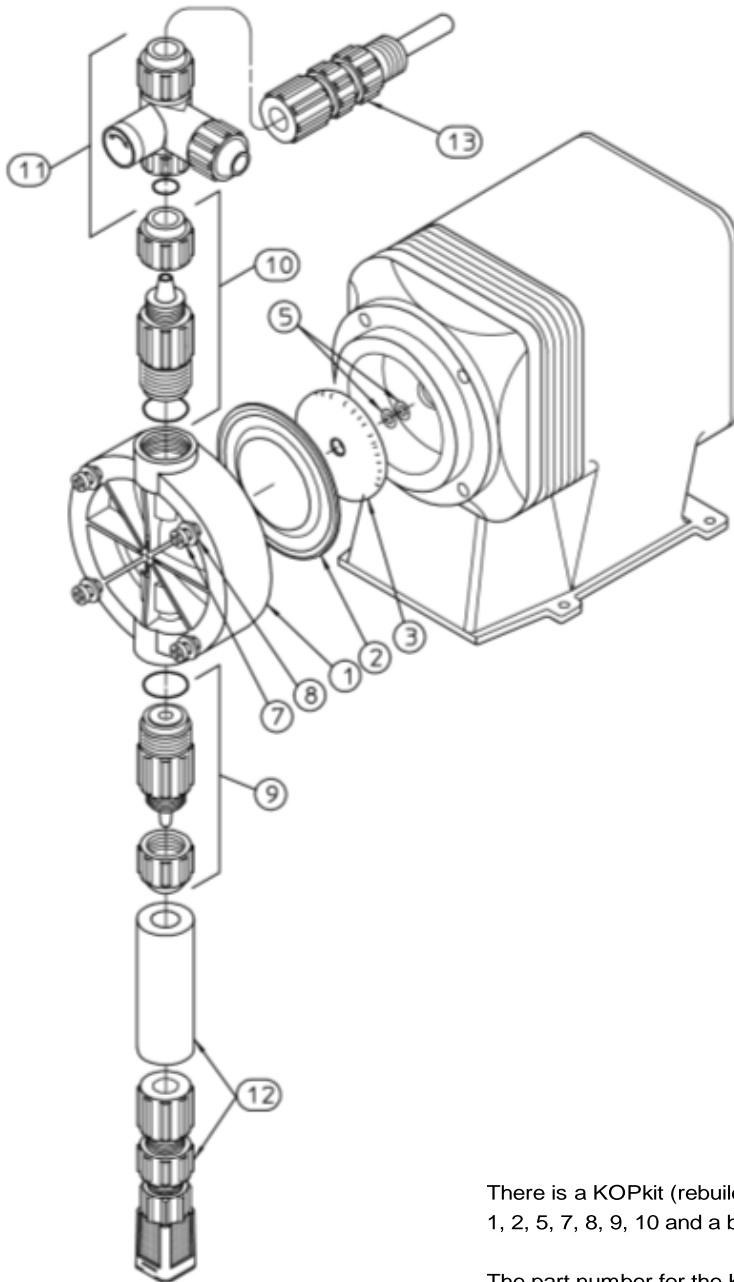
Use the fourth digit in the model number from your pump to identify the part numbers below

EXAMPLE MODEL:

Position	1	2	3	4	5	6	-	7	8	9	10	-	11	12	13
Model:	L	P	H	7	S	A	-	K	T	C	3	-	X	X	X

For example the pump head (ITEM #1) for this pump would be:

Part Number: L0200700-PVD



PART NUMBER	QTY	DIGIT IN POSITION NUMBER FOUR OF THE MODEL NUMBER
ITEM NO. 1: PUMP HEAD (PVD)		
L0200400-PVD	1	4
L0200500-PVD	1	5
L0200600-PVD	1	6
L0200700-PVD	1	7
ITEM NO. 2: DIAPHRAGM		
L0301100-THY	1	4
L0301200-THY	1	5
L0301300-THY	1	6
L0301400-THY	1	7
ITEM NO. 3: DEFLECTION PLATE		
L2100400-FPP	1	4
L2100500-FPP	1	5
L2100600-FPP	1	6
L2100700-FPP	1	7
ITEM NO. 5: SHIM (0-2 REQUIRED)		
L9901200-BRS	0-2	ANY DIGIT
ITEM NO. 7 & 8: PUMP HEAD SCREWS AND WASHERS KIT (CONTAINS BOLTS AND WASHERS)		
L3900200-000	1	4
L3900300-000	1	5, 6 OR 7
ITEM NO. 9: SUCTION VALVE		
L3101TC3-PVD	1	ANY DIGIT
ITEM NO. 10: DISCHARGE VALVE		
L3201TC3-PVD	1	ANY DIGIT
ITEM NO. 11: BLEED VALVE		
L3300T03-PVD	1	ANY DIGIT
ITEM NO. 12: FOOT VALVE/STRAINER		
J60728	1	ANY DIGIT
ITEM NO. 13: INJECTION VALVE		
J61021	1	ANY DIGIT
REPLACEMENT FUSES		
L9707300-000	1	E+ SERIES AND E SERIES PUMPS WITH FUSE HOLDER
L9711200-000	1	A+, C, C+ AND E SERIES PUMPS WITH PC BOARD MOUNTED FUSE
L9704700-000	1	SERIES E-DC PUMPS
L9700700-250	1	SERIES MP PUMP-CIRCUIT

There is a KOPkit (rebuild kit) available for your pump that includes items 1, 2, 5, 7, 8, 9, 10 and a bleed valve o-ring

The part number for the KOPkit can be found on your pump data label or you can determine the KOPkit part number from your pump model number by using the fourth, seventh, eighth, ninth and tenth positions for the model string

EXAMPLE:

Model	L	P	H	7	S	A	-	K	T	C	3	-	X	X	X
KOPkit Number				7				K	T	C	3				

= K7KTC3

KTCA WET END PARTS

The following part numbers are the pump models with liquid end code KTCA in the model
EXAMPLE: LPA3SA-KTCA-XXX

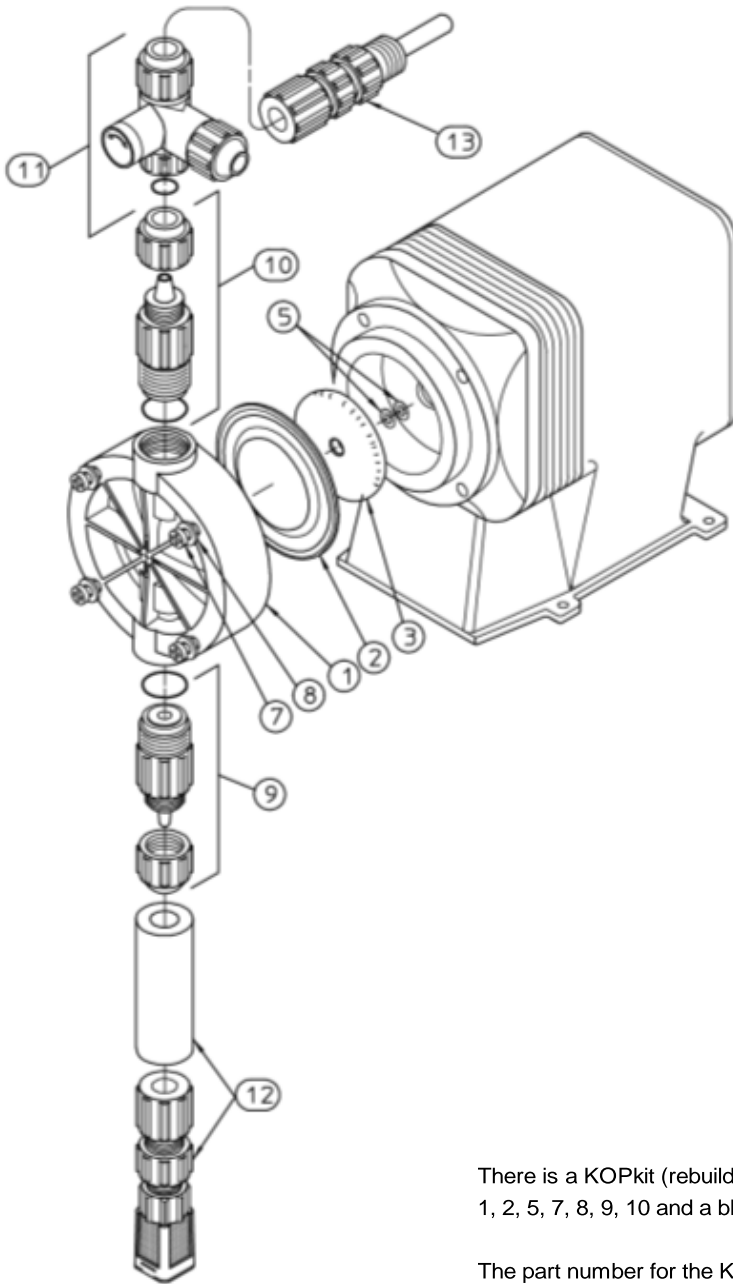
Use the fourth digit in the model number from your pump to identify the part numbers below

EXAMPLE MODEL:

Position	1	2	3	4	5	6	-	7	8	9	10	-	11	12	13
Model:	L	P	A	3	S	A	-	K	T	C	A	-	X	X	X

For example the pump head (ITEM #1) for this pump would be:

Part Number: L0200300-PVD



PART NUMBER	QTY	DIGIT IN POSITION NUMBER FOUR OF THE MODEL NUMBER
ITEM NO. 1: PUMP HEAD (PVD)		
L0200900-PVD	1	2
L0200300-PVD	1	3
L0200400-PVD	1	4
ITEM NO. 2: DIAPHRAGM		
L0300900-THY	1	2
L0301000-THY	1	3
L0301100-THY	1	4
ITEM NO. 3: DEFLECTION PLATE		
L2100200-FPP	1	2
L2100300-FPP	1	3
L2100400-FPP	1	4
ITEM NO. 5: SHIM (0-2 REQUIRED)		
L9901200-BRS	0-2	ANY DIGIT
ITEM NO. 7 & 8: PUMP HEAD SCREWS AND WASHERS KIT (CONTAINS BOLTS AND WASHERS)		
L3900200-000	1	2, 3, OR 4
ITEM NO. 9: SUCTION VALVE		
L3101TCA-PVD	1	ANY DIGIT
ITEM NO. 10: DISCHARGE VALVE		
L3201TCA-PVD	1	ANY DIGIT
ITEM NO. 11: BLEED VALVE		
L3300T03-PVD	1	ANY DIGIT
ITEM NO. 12: FOOT VALVE/STRAINER		
J60728	1	ANY DIGIT
ITEM NO. 13: INJECTION VALVE		
J61021	1	ANY DIGIT
REPLACEMENT FUSES		
L9707300-000	1	E+ SERIES AND E SERIES PUMPS WITH FUSE HOLDER
L9711200-000	1	A+, C, C+ AND E SERIES PUMPS WITH PC BOARD MOUNTED FUSE
L9704700-000	1	SERIES E-DC PUMPS
L9700700-250	1	SERIES MP PUMP-CIRCUIT

There is a KOPkit (rebuild kit) available for your pump that includes items
1, 2, 5, 7, 8, 9, 10 and a bleed valve o-ring

The part number for the KOPkit can be found on your pump data label or
you can determine the KOPkit part number from your pump model number
by using the fourth, seventh, eighth, ninth and tenth positions for the model string

EXAMPLE:

Model	L	P	A	3	S	A	-	K	T	C	A	-	X	X	X
KOPkit Number				3				K	T	C	A				

= K3KTCA

KHT3 WET END PARTS

The following part numbers are the pump models with liquid end code KHT3 in the model
EXAMPLE: LPG5MA-KHT3-XXX

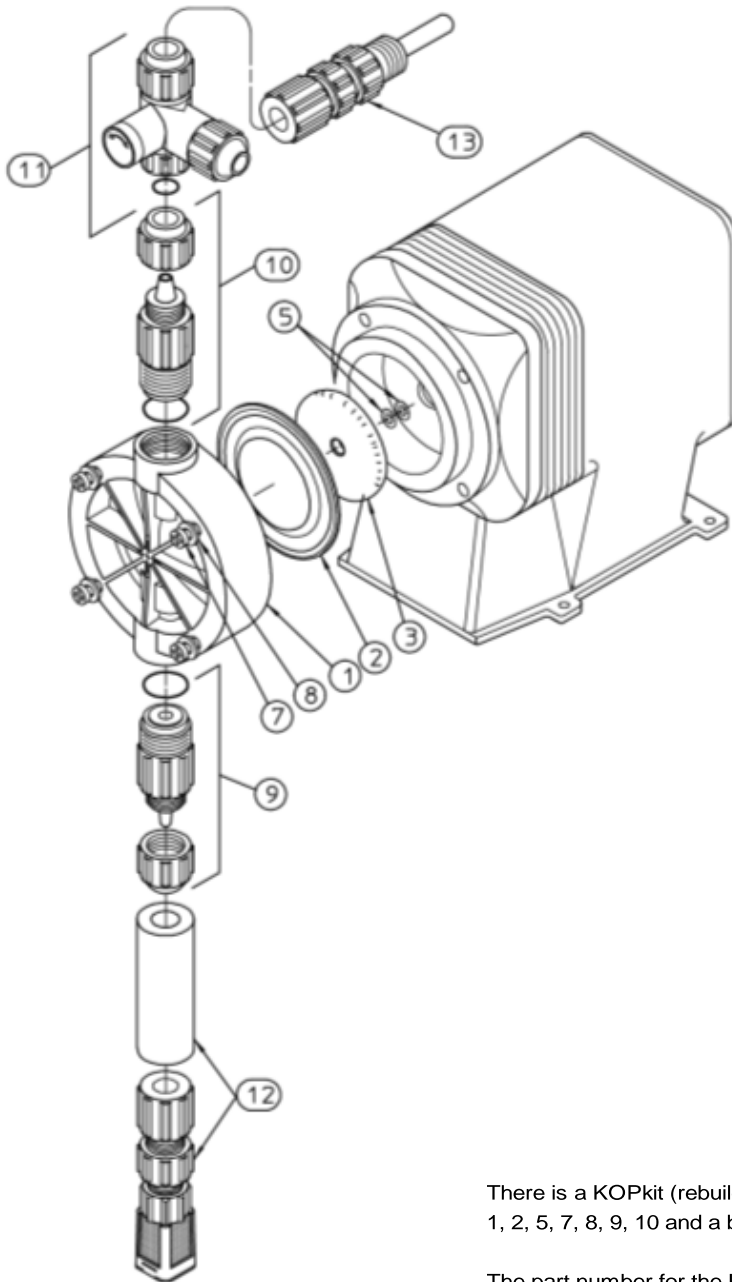
Use the fourth digit in the model number from your pump to identify the part numbers below

EXAMPLE MODEL:

Position	1	2	3	4	5	6	-	7	8	9	10	-	11	12	13
Model:	L	P	G	5	M	A	-	K	H	T	3	-	X	X	X

For example the pump head (ITEM #1) for this pump would be:

Part Number: L0200500-PVD



PART NUMBER	QTY	DIGIT IN POSITION NUMBER FOUR OF THE MODEL NUMBER
ITEM NO. 1: PUMP HEAD (PVD)		
L0200400-PVD	1	4
L0200500-PVD	1	5
L0200600-PVD	1	6
L0200700-PVD	1	7
ITEM NO. 2: DIAPHRAGM		
L0301100-THY	1	4
L0301200-THY	1	5
L0301300-THY	1	6
L0301400-THY	1	7
ITEM NO. 3: DEFLECTION PLATE		
L2100400-FPP	1	4
L2100500-FPP	1	5
L2100600-FPP	1	6
L2100700-FPP	1	7
ITEM NO. 5: SHIM (0-2 REQUIRED)		
L9901200-BRS	0-2	ANY DIGIT
ITEM NO. 7 & 8: PUMP HEAD SCREWS AND WASHERS KIT (CONTAINS BOLTS AND WASHERS)		
L3900200-000	1	4
L3900300-000	1	5, 6 OR 7
ITEM NO. 9: SUCTION VALVE		
L3101HT3-PVD	1	ANY DIGIT
ITEM NO. 10: DISCHARGE VALVE		
L3201HT3-PVD	1	ANY DIGIT
ITEM NO. 11: BLEED VALVE		
L3300H03-PVD	1	ANY DIGIT
ITEM NO. 12: FOOT VALVE/STRAINER		
J60732	1	ANY DIGIT
ITEM NO. 13: INJECTION VALVE		
J61082	1	ANY DIGIT
REPLACEMENT FUSES		
L9707300-000	1	E+ SERIES AND E SERIES PUMPS WITH FUSE HOLDER
L9711200-000	1	A+, C, C+ AND E SERIES PUMPS WITH PC BOARD MOUNTED FUSE
L9704700-000	1	SERIES E-DC PUMPS
L9700700-250	1	SERIES MP PUMP-CIRCUIT

There is a KOPkit (rebuild kit) available for your pump that includes items 1, 2, 5, 7, 8, 9, 10 and a bleed valve o-ring

The part number for the KOPkit can be found on your pump data label or you can determine the KOPkit part number from your pump model number by using the fourth, seventh, eighth, ninth and tenth positions for the model string

EXAMPLE:

Model	L	P	G	5	M	A	-	K	H	T	3	-	X	X	X
KOPkit Number				G				K	H	T	3				

= K5KHT3

KTCH WET END PARTS

The following part numbers are the pump models with liquid end code KTCH in the model
EXAMPLE: LPH7SA-KTCH-XXX

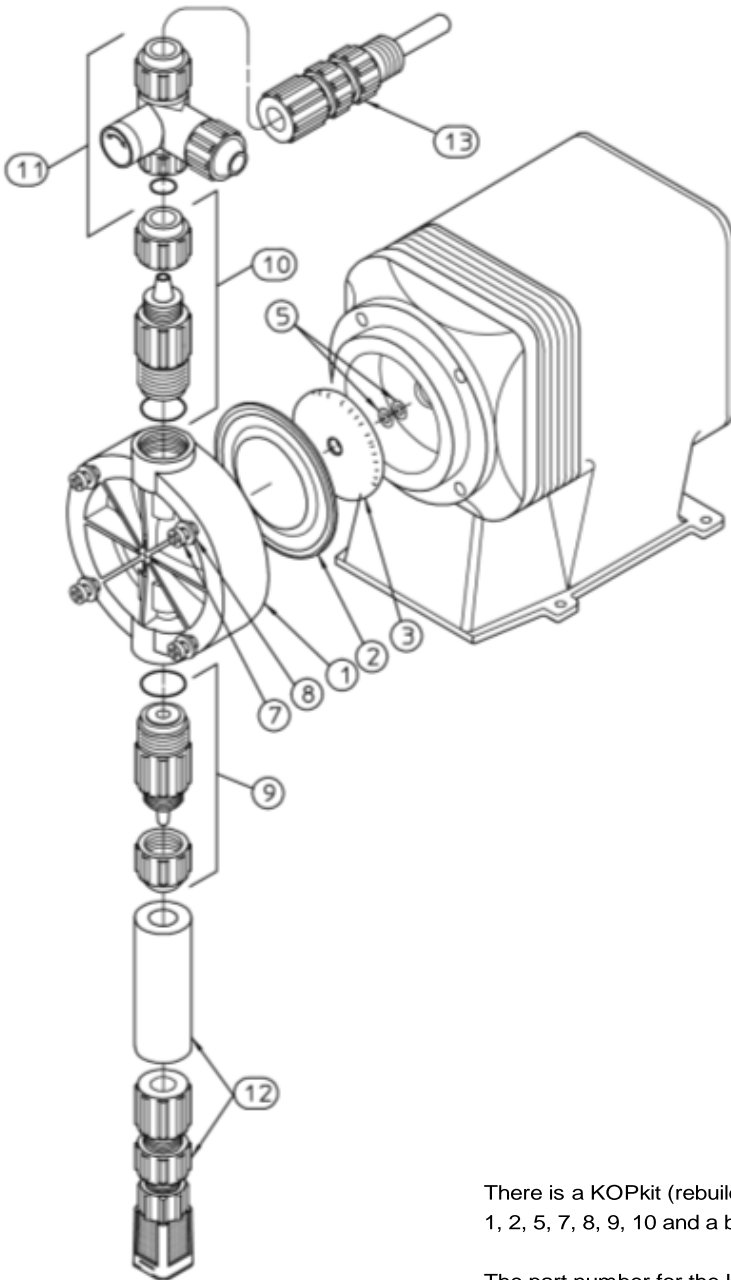
Use the fourth digit in the model number from your pump to identify the part numbers below

EXAMPLE MODEL:

Position	1	2	3	4	5	6	-	7	8	9	10	-	11	12	13
Model:	L	P	H	7	S	A	-	K	T	C	H	-	X	X	X

For example the pump head (ITEM #1) for this pump would be:

Part Number: L0200700-PVD



PART NUMBER	QTY	DIGIT IN POSITION NUMBER FOUR OF THE MODEL NUMBER
ITEM NO. 1: PUMP HEAD (PVD)		
L0200400-PVD	1	4
L0200500-PVD	1	5
L0200600-PVD	1	6
L0200700-PVD	1	7
ITEM NO. 2: DIAPHRAGM		
L0301100-THY	1	4
L0301200-THY	1	5
L0301300-THY	1	6
L0301400-THY	1	7
ITEM NO. 3: DEFLECTION PLATE		
L2100400-FPP	1	4
L2100500-FPP	1	5
L2100600-FPP	1	6
L2100700-FPP	1	7
ITEM NO. 5: SHIM (0-2 REQUIRED)		
L9901200-BRS	0-2	ANY DIGIT
ITEM NO. 7 & 8: PUMP HEAD SCREWS AND WASHERS KIT (CONTAINS BOLTS AND WASHERS)		
L3900200-000	1	4
L3900300-000	1	5, 6 OR 7
ITEM NO. 9: SUCTION VALVE		
L3101TCH-PVD	1	ANY DIGIT
ITEM NO. 10: DISCHARGE VALVE		
L3201TCH-PVD	1	ANY DIGIT
ITEM NO. 11: BLEED VALVE		
L3300T01-PVD	1	ANY DIGIT
ITEM NO. 12: FOOT VALVE/STRAINER		
J60716	1	ANY DIGIT
ITEM NO. 13: INJECTION VALVE		
J61020	1	ANY DIGIT
REPLACEMENT FUSES		
L9707300-000	1	E+ SERIES AND E SERIES PUMPS WITH FUSE HOLDER
L9711200-000	1	A+, C, C+ AND E SERIES PUMPS WITH PC BOARD MOUNTED FUSE
L9704700-000	1	SERIES E-DC PUMPS
L9700700-250	1	SERIES MP PUMP-CIRCUIT

There is a KOPkit (rebuild kit) available for your pump that includes items 1, 2, 5, 7, 8, 9, 10 and a bleed valve o-ring

The part number for the KOPkit can be found on your pump data label or you can determine the KOPkit part number from your pump model number by using the fourth, seventh, eighth, ninth and tenth positions for the model string

EXAMPLE:

Model	L	P	H	7	S	A	-	K	T	C	H	-	X	X	X
KOPkit Number				7				K	T	C	H				

= K7KTCH

KTC4 WET END PARTS

The following part numbers are the pump models with liquid end code KTC4 in the model
EXAMPLE: LPH7SA-KTC4-XXX

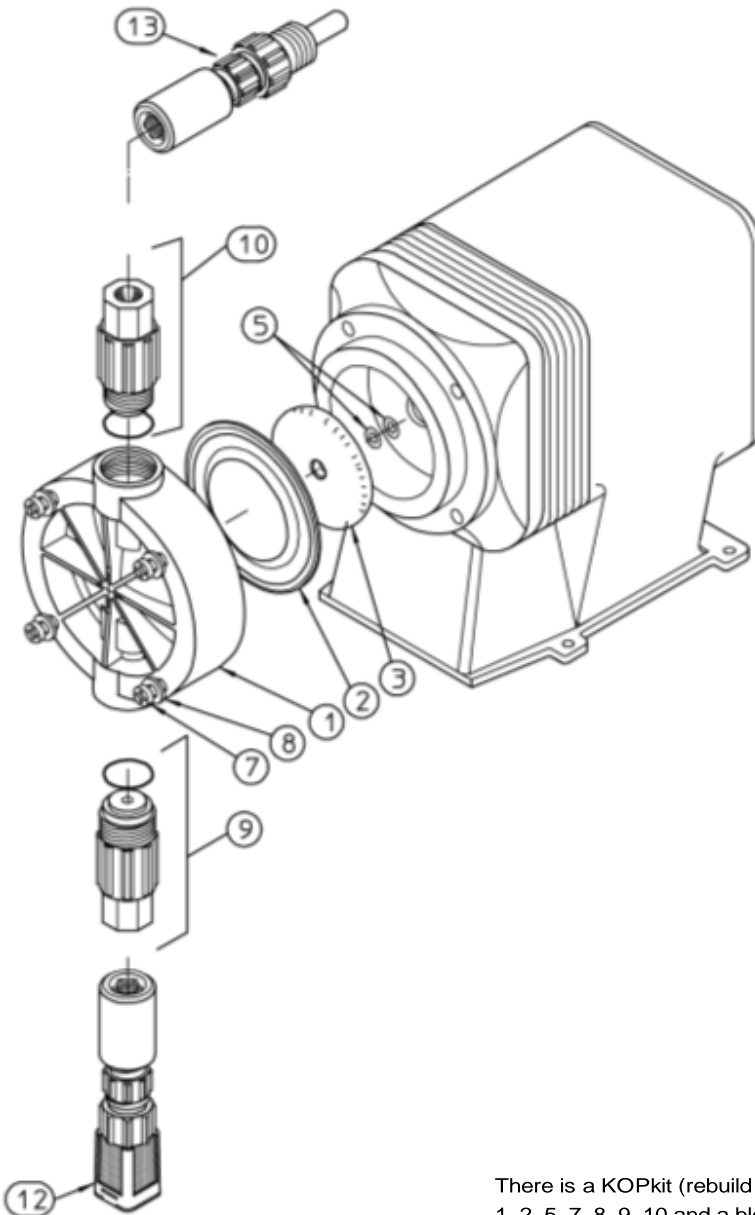
Use the fourth digit in the model number from your pump to identify the part numbers below

EXAMPLE MODEL:

Position	1	2	3	4	5	6	-	7	8	9	10	-	11	12	13
Model:	L	P	H	7	S	A	-	K	T	C	4	-	X	X	X

For example the pump head (ITEM #1) for this pump would be:

Part Number: L0200700-PVD



PART NUMBER	QTY	DIGIT IN POSITION NUMBER FOUR OF THE MODEL NUMBER
ITEM NO. 1: PUMP HEAD (PVD)		
L0200400-PVD	1	4
L0200500-PVD	1	5
L0200600-PVD	1	6
L0200700-PVD	1	7
ITEM NO. 2: DIAPHRAGM		
L0301100-THY	1	4
L0301200-THY	1	5
L0301300-THY	1	6
L0301400-THY	1	7
ITEM NO. 3: DEFLECTION PLATE		
L2100400-FPP	1	4
L2100500-FPP	1	5
L2100600-FPP	1	6
L2100700-FPP	1	7
ITEM NO. 5: SHIM (0-2 REQUIRED)		
L9901200-BRS	0-2	ANY DIGIT
ITEM NO. 7 & 8: PUMP HEAD SCREWS AND WASHERS KIT (CONTAINS BOLTS AND WASHERS)		
L3900200-000	1	2, 3 OR 4
L3900300-000	1	5, 6 OR 7
ITEM NO. 9: SUCTION VALVE		
L3101TC4-PVD	1	ANY DIGIT
ITEM NO. 10: DISCHARGE VALVE		
L3201TC4-PVD	1	ANY DIGIT
ITEM NO. 11: BLEED VALVE		
NO BLEED VALVE		
ITEM NO. 12: FOOT VALVE/STRAINER		
J60700	1	ANY DIGIT
ITEM NO. 13: INJECTION VALVE		
J61015	1	ANY DIGIT
REPLACEMENT FUSES		
L9707300-000	1	E+ SERIES AND E SERIES PUMPS WITH FUSE HOLDER
L9711200-000	1	A+, C, C+ AND E SERIES PUMPS WITH PC BOARD MOUNTED FUSE
L9704700-000	1	SERIES E-DC PUMPS
L9700700-250	1	SERIES MP PUMP-CIRCUIT

There is a KOPkit (rebuild kit) available for your pump that includes items 1, 2, 5, 7, 8, 9, 10 and a bleed valve o-ring

The part number for the KOPkit can be found on your pump data label or you can determine the KOPkit part number from your pump model number by using the fourth, seventh, eighth, ninth and tenth positions for the model string

EXAMPLE:

Model	L	P	H	7	S	A	-	K	T	C	4	-	X	X	X
KOPkit Number				7				K	T	C	4				

= K7KTC4

KTCJ WET END PARTS

The following part numbers are the pump models with liquid end code KTCJ in the model
EXAMPLE: LB02SA-KTCJ-XXX

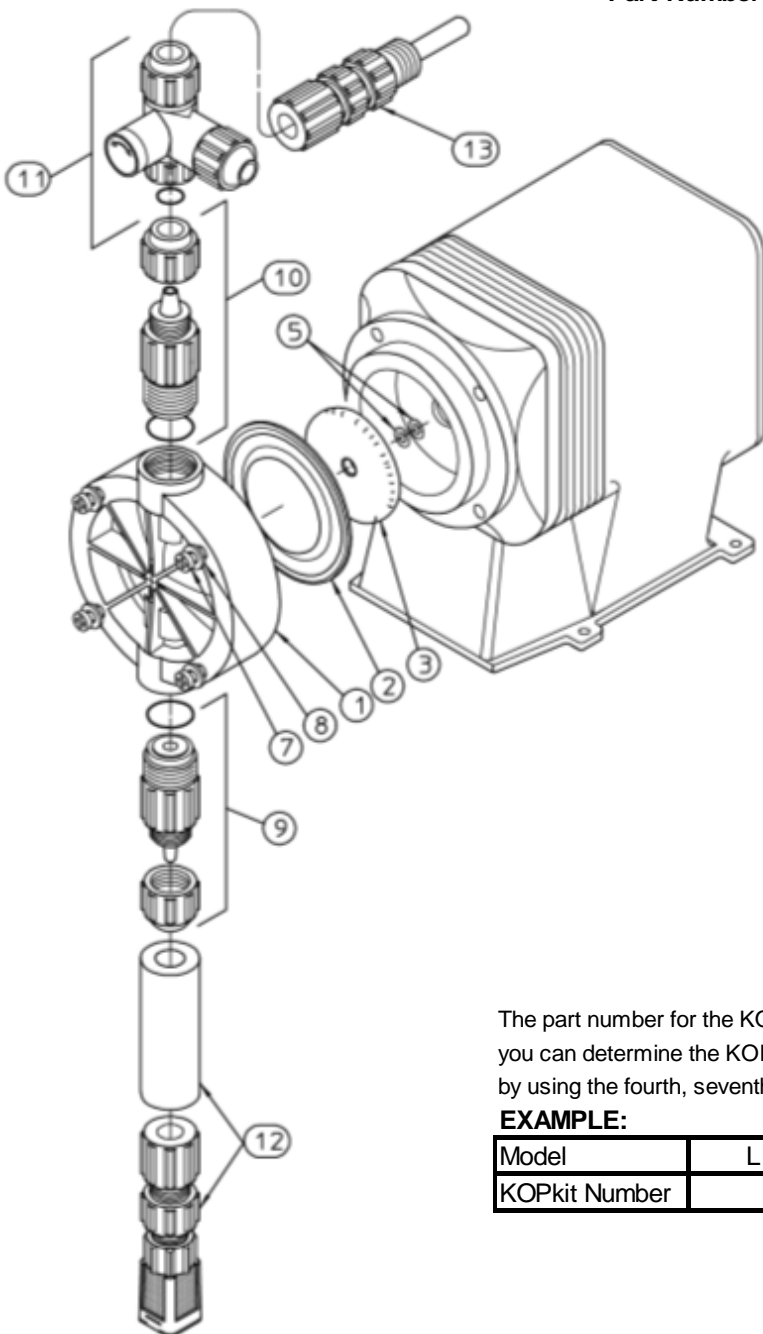
Use the fourth digit in the model number from your pump to identify the part

EXAMPLE MODEL:

Position	1	2	3	4	5	6	-	7	8	9	10	-	11	12	13
Model:	L	B	0	2	S	A	-	K	T	C	J	-	X	X	X

For example the pump head (ITEM #1) for this pump would be:

Part Number: L0200900-PVD



PART NUMBER	QTY	DIGIT IN POSITION NUMBER FOUR OF THE MODEL NUMBER
ITEM NO. 1: PUMP HEAD (PVD)		
L0200900-PVD	1	2
L0201000-PVD	1	3
ITEM NO. 2: DIAPHRAGM		
L0300900-THY	1	2
L0301000-THY	1	3
ITEM NO. 3: DEFLECTION PLATE		
L2100200-FPP	1	2
L2100300-FPP	1	3
ITEM NO. 5: SHIM (0-2 REQUIRED)		
L9901200-BRS	0-2	ANY DIGIT
ITEM NO. 7 & 8: PUMP HEAD SCREWS AND WASHERS KIT (CONTAINS BOLTS AND WASHERS)		
L3900200-000	1	2 OR 3
ITEM NO. 9: SUCTION VALVE		
L3101TCJ-PVD	1	ANY DIGIT
ITEM NO. 10: DISCHARGE VALVE		
L3201TCJ-PVD	1	ANY DIGIT
ITEM NO. 11: BLEED VALVE		
L3300T0J-PVD	1	ANY DIGIT
ITEM NO. 12: FOOT VALVE/STRAINER		
J60716	1	ANY DIGIT
ITEM NO. 13: INJECTION VALVE		
J61020	1	ANY DIGIT
REPLACEMENT FUSES		
L9707300-000	1	E* SERIES AND E SERIES PUMPS WITH FUSE HOLDER
L9711200-000	1	A*, C, C* AND E SERIES PUMPS WITH PC BOARD MOUNTED FUSE
L9704700-000	1	SERIES E-DC PUMPS
L9700700-250	1	SERIES MP PUMP-CIRCUIT

The part number for the KOPkit can be found on your pump data label or
you can determine the KOPkit part number from your pump model number
by using the fourth, seventh, eighth, ninth and tenth positions for the model string

EXAMPLE:

Model	L	B	0	2	S	A	-	K	T	C	J	-	X	X	X
KOPkit Number				2				K	T	C	J				

= K2KTCJ

KVT1 WET END PARTS

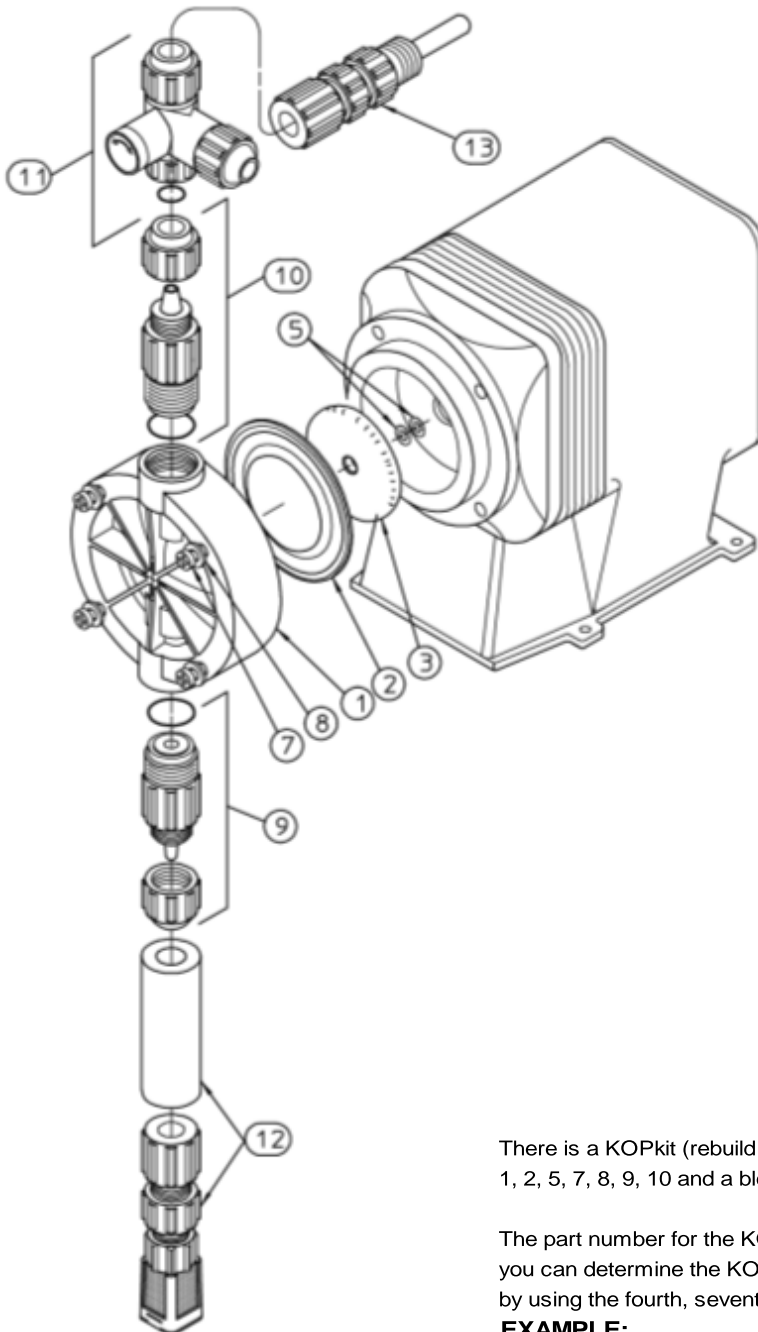
The following part numbers are the pump models with liquid end code KVT1 in the model
EXAMPLE: LMA2TA-KVT1-XXX

Use the fourth digit in the model number from your pump to identify the part numbers below

EXAMPLE MODEL:

Position	1	2	3	4	5	6	-	7	8	9	10	-	11	12	13
Model:	L	M	A	2	T	A	-	K	V	T	1	-	X	X	X

For example the pump head (ITEM #1) for this pump would be:
Part Number: L0200900-PVD



PART NUMBER	QTY	DIGIT IN POSITION NUMBER FOUR OF THE MODEL NUMBER
ITEM NO. 1: PUMP HEAD (PVD)		
L0200900-PVD	1	2
L0200300-PVD	1	3
L0200400-PVD	1	4
ITEM NO. 2: DIAPHRAGM		
L0300900-THY	1	2
L0301000-THY	1	3
L0301100-THY	1	4
ITEM NO. 3: DEFLECTION PLATE		
L2100200-FPP	1	2
L2100300-FPP	1	3
L2100400-FPP	1	4
ITEM NO. 5: SHIM (0-2 REQUIRED)		
L9901200-BRS	0-2	ANY DIGIT
ITEM NO. 7 & 8: PUMP HEAD SCREWS AND WASHERS KIT (CONTAINS BOLTS AND WASHERS)		
L3900200-000	1	2, 3 OR 4
ITEM NO. 9: SUCTION VALVE		
L3101VT1-PVD	1	ANY DIGIT
ITEM NO. 10: DISCHARGE VALVE		
L3201VT1-PVD	1	ANY DIGIT
ITEM NO. 11: BLEED VALVE		
L3300V01-PVD	1	ANY DIGIT
ITEM NO. 12: FOOT VALVE/STRAINER		
J60721	1	ANY DIGIT
ITEM NO. 13: INJECTION VALVE		
J61085	1	ANY DIGIT
REPLACEMENT FUSES		
L9707300-000	1	E+ SERIES AND E SERIES PUMPS WITH FUSE HOLDER
L9711200-000	1	A+, C, C+ AND E SERIES PUMPS WITH PC BOARD MOUNTED FUSE
L9704700-000	1	SERIES E-DC PUMPS
L9700700-250	1	SERIES MP PUMP-CIRCUIT

There is a KOPkit (rebuild kit) available for your pump that includes items 1, 2, 5, 7, 8, 9, 10 and a bleed valve o-ring

The part number for the KOPkit can be found on your pump data label or you can determine the KOPkit part number from your pump model number by using the fourth, seventh, eighth, ninth and tenth positions for the model string

EXAMPLE:

Model	L	M	A	2	T	A	-	K	V	T	1	-	X	X	X
KOPkit Number				2				K	V	T	1				

= K4KVT1

KVC1 WET END PARTS

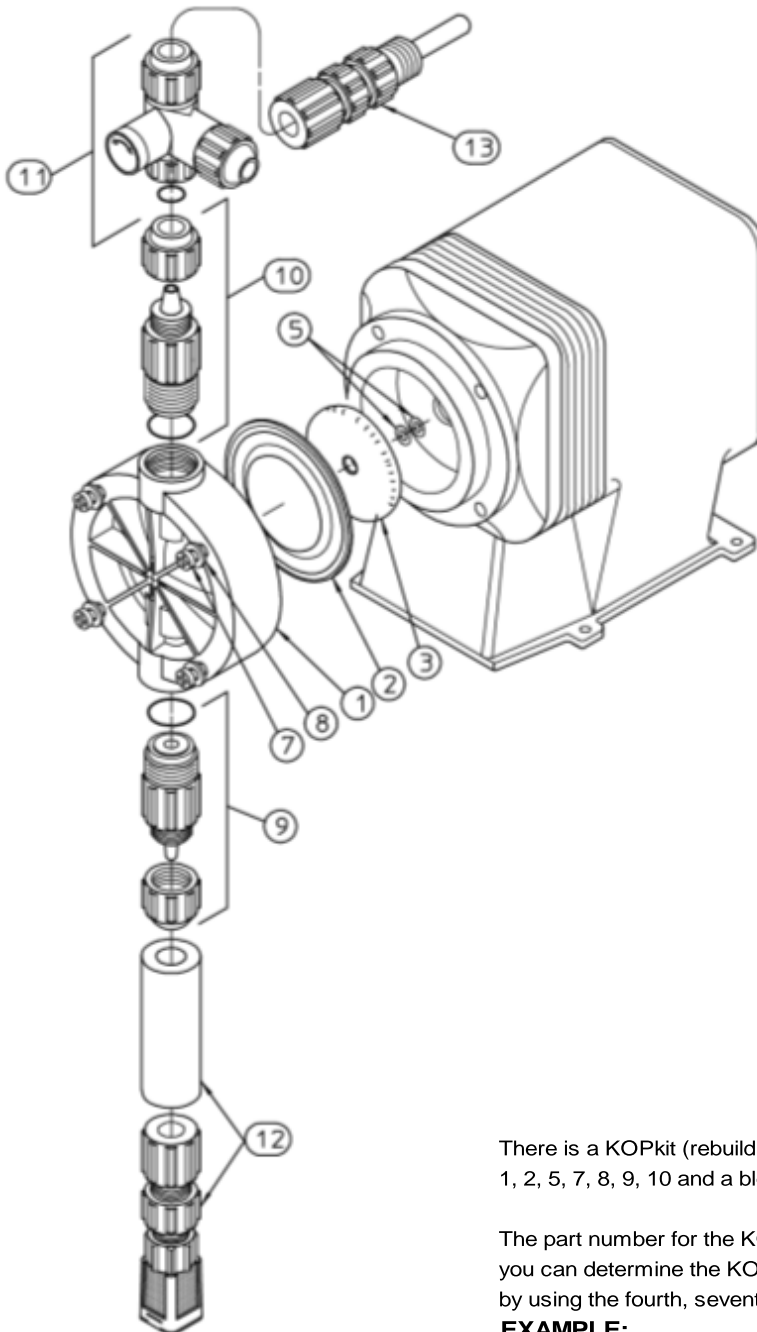
The following part numbers are the pump models with liquid end code KVC1 in the model
EXAMPLE: LB02SA-KVC1-XXX

Use the fourth digit in the model number from your pump to identify the part numbers below

EXAMPLE MODEL:

Position	1	2	3	4	5	6	-	7	8	9	10	-	11	12	13
Model:	L	B	0	2	S	A	-	K	V	C	1	-	X	X	X

For example the pump head (ITEM #1) for this pump would be:
Part Number: L0200900-PVD



PART NUMBER	QTY	DIGIT IN POSITION NUMBER FOUR OF THE MODEL NUMBER
ITEM NO. 1: PUMP HEAD (PVD)		
L0200900-PVD	1	2
L0200300-PVD	1	3
L0200400-PVD	1	4
ITEM NO. 2: DIAPHRAGM		
L0300900-THY	1	2
L0301000-THY	1	3
L0301100-THY	1	4
ITEM NO. 3: DEFLECTION PLATE		
L2100200-FPP	1	2
L2100300-FPP	1	3
L2100400-FPP	1	4
ITEM NO. 5: SHIM (0-2 REQUIRED)		
L9901200-BRS	0-2	ANY DIGIT
ITEM NO. 7 & 8: PUMP HEAD SCREWS AND WASHERS KIT (CONTAINS BOLTS AND WASHERS)		
L3900200-000	1	2, 3 OR 4
ITEM NO. 9: SUCTION VALVE		
L3101VC1-PVD	1	ANY DIGIT
ITEM NO. 10: DISCHARGE VALVE		
L3201VC1-PVD	1	ANY DIGIT
ITEM NO. 11: BLEED VALVE		
L3300V01-PVD	1	ANY DIGIT
ITEM NO. 12: FOOT VALVE/STRAINER		
J60718	1	ANY DIGIT
ITEM NO. 13: INJECTION VALVE		
J61088	1	ANY DIGIT
REPLACEMENT FUSES		
L9707300-000	1	E+ SERIES AND E SERIES PUMPS WITH FUSE HOLDER
L9711200-000	1	A+, C, C+ AND E SERIES PUMPS WITH PC BOARD MOUNTED FUSE
L9704700-000	1	SERIES E-DC PUMPS
L9700700-250	1	SERIES MP PUMP-CIRCUIT

There is a KOPkit (rebuild kit) available for your pump that includes items 1, 2, 5, 7, 8, 9, 10 and a bleed valve o-ring

The part number for the KOPkit can be found on your pump data label or you can determine the KOPkit part number from your pump model number by using the fourth, seventh, eighth, ninth and tenth positions for the model string

EXAMPLE:

Model	L	B	0	2	S	A	-	K	V	C	1	-	X	X	X
KOPkit Number				2				K	V	C	1				

= K2KVC1

KVCA WET END PARTS

The following part numbers are the pump models with liquid end code KVCA in the model
EXAMPLE: LPB4SA-KVCA-XXX

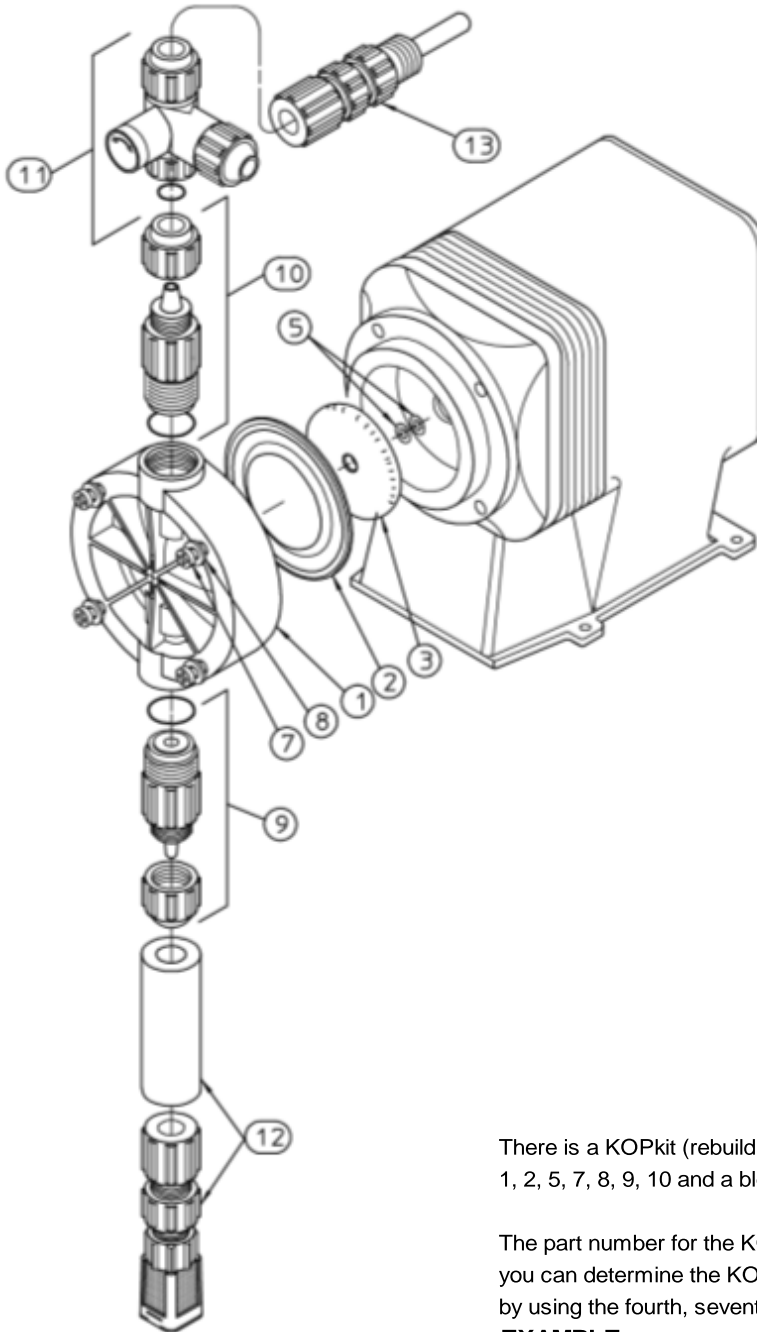
Use the fourth digit in the model number from your pump to identify the part numbers below

EXAMPLE MODEL:

Position	1	2	3	4	5	6	-	7	8	9	10	-	11	12	13
Model:	L	P	B	4	S	A	-	K	V	C	A	-	X	X	X

For example the pump head (ITEM #1) for this pump would be:

Part Number: L0200400-PVD



PART NUMBER	QTY	DIGIT IN POSITION NUMBER FOUR OF THE MODEL NUMBER
ITEM NO. 1: PUMP HEAD (PVD)		
L0200900-PVD	1	2
L0200400-PVD	1	4
ITEM NO. 2: DIAPHRAGM		
L0300900-THY	1	2
L0301100-THY	1	4
ITEM NO. 3: DEFLECTION PLATE		
L2100200-FPP	1	2
L2100400-FPP	1	4
ITEM NO. 5: SHIM (0-2 REQUIRED)		
L9901200-BRS	0-2	ANY DIGIT
ITEM NO. 7 & 8: PUMP HEAD SCREWS AND WASHERS KIT (CONTAINS BOLTS AND WASHERS)		
L3900200-000	1	2 OR 4
ITEM NO. 9: SUCTION VALVE		
L3101VCA-PVD	1	ANY DIGIT
ITEM NO. 10: DISCHARGE VALVE		
L3201VCA-PVD	1	ANY DIGIT
ITEM NO. 11: BLEED VALVE		
L3300V03-PVD	1	ANY DIGIT
ITEM NO. 12: FOOT VALVE/STRAINER		
J60730	1	ANY DIGIT
ITEM NO. 13: INJECTION VALVE		
J61086	1	ANY DIGIT
REPLACEMENT FUSES		
L9707300-000	1	E+ SERIES AND E SERIES PUMPS WITH FUSE HOLDER
L9711200-000	1	A+, C, C+ AND E SERIES PUMPS WITH PC BOARD MOUNTED FUSE
L9704700-000	1	SERIES E-DC PUMPS
L9700700-250	1	SERIES MP PUMP-CIRCUIT

There is a KOPkit (rebuild kit) available for your pump that includes items 1, 2, 5, 7, 8, 9, 10 and a bleed valve o-ring

The part number for the KOPkit can be found on your pump data label or you can determine the KOPkit part number from your pump model number by using the fourth, seventh, eighth, ninth and tenth positions for the model string

EXAMPLE:

Model	L	P	B	4	S	A	-	K	V	C	A	-	X	X	X
KOPkit Number				4				K	V	C	A				

= K4KVCA

KTH1 WET END PARTS

The following part numbers are the pump models with liquid end code KTH1 in the model
EXAMPLE: LMB2TA-KTH1-XXX

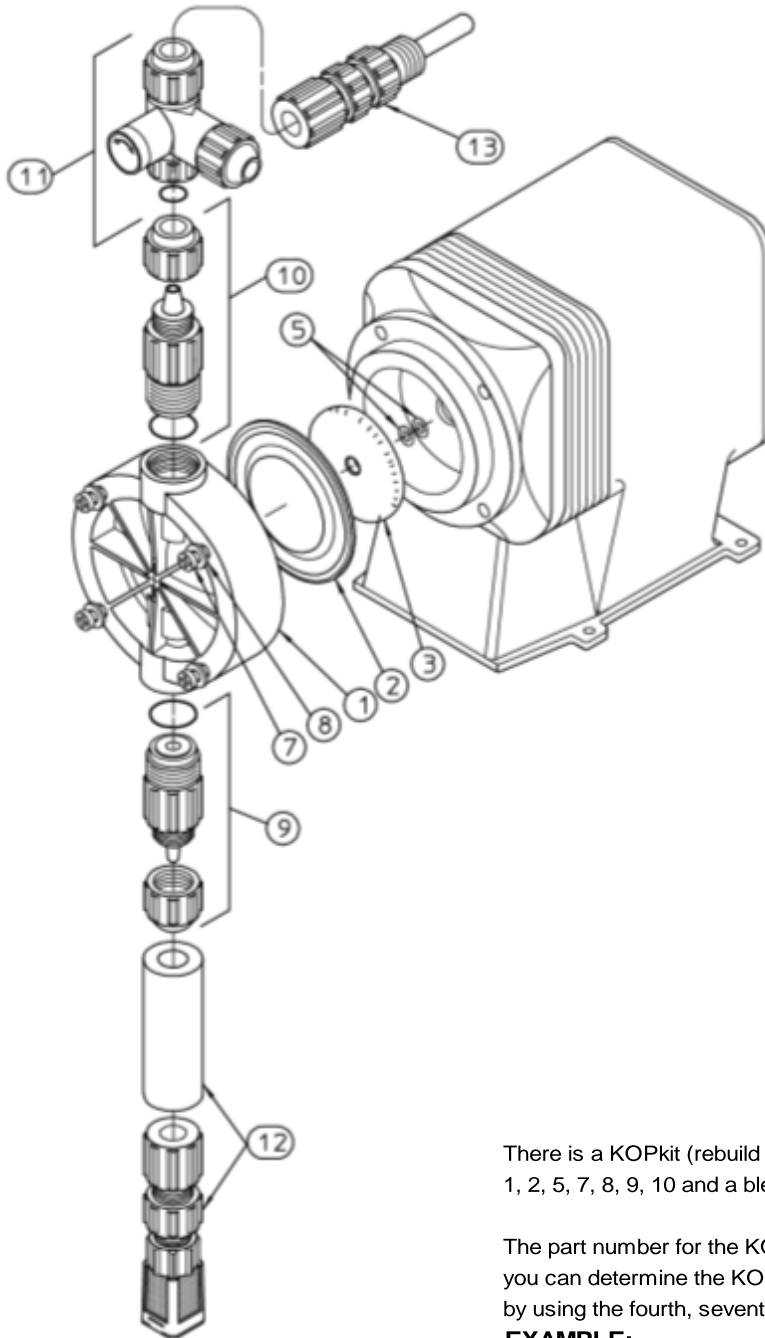
Use the fourth digit in the model number from your pump to identify the part numbers below

EXAMPLE MODEL:

Position	1	2	3	4	5	6	-	7	8	9	10	-	11	12	13
Model:	L	M	B	2	T	A	-	K	T	H	1	-	X	X	X

For example the pump head (ITEM #1) for this pump would be:

Part Number: L0200900-PVD



PART NUMBER	QTY	DIGIT IN POSITION NUMBER FOUR OF THE MODEL NUMBER
ITEM NO. 1: PUMP HEAD (PVD)		
L0200900-PVD	1	2
L0200300-PVD	1	3
L0200400-PVD	1	4
ITEM NO. 2: DIAPHRAGM		
L0300900-THY	1	2
L0301000-THY	1	3
L0301100-THY	1	4
ITEM NO. 3: DEFLECTION PLATE		
L2100200-FPP	1	2
L2100300-FPP	1	3
L2100400-FPP	1	4
ITEM NO. 5: SHIM (0-2 REQUIRED)		
L9901200-BRS	0-2	ANY DIGIT
ITEM NO. 7 & 8: PUMP HEAD SCREWS AND WASHERS KIT (CONTAINS BOLTS AND WASHERS)		
L3900200-000	1	2, 3 OR 4
ITEM NO. 9: SUCTION VALVE		
L3101T1H-PVD	1	ANY DIGIT
ITEM NO. 10: DISCHARGE VALVE		
L3201TH1-PVD	1	ANY DIGIT
ITEM NO. 11: BLEED VALVE		
L3300T01-PVD	1	ANY DIGIT
ITEM NO. 12: FOOT VALVE/STRAINER		
J60725	1	ANY DIGIT
ITEM NO. 13: INJECTION VALVE		
J61238	1	ANY DIGIT
REPLACEMENT FUSES		
L9707300-000	1	E+ SERIES AND E SERIES PUMPS WITH FUSE HOLDER
L9711200-000	1	A+, C, C+ AND E SERIES PUMPS WITH PC BOARD MOUNTED FUSE
L9704700-000	1	SERIES E-DC PUMPS
L9700700-250	1	SERIES MP PUMP-CIRCUIT

There is a KOPkit (rebuild kit) available for your pump that includes items 1, 2, 5, 7, 8, 9, 10 and a bleed valve o-ring

The part number for the KOPkit can be found on your pump data label or you can determine the KOPkit part number from your pump model number by using the fourth, seventh, eighth, ninth and tenth positions for the model string

EXAMPLE:

Model	L	M	B	2	T	A	-	K	T	H	1	-	X	X	X
KOPkit Number				2				K	T	H	1				

= K4KTH1

KTHA WET END PARTS

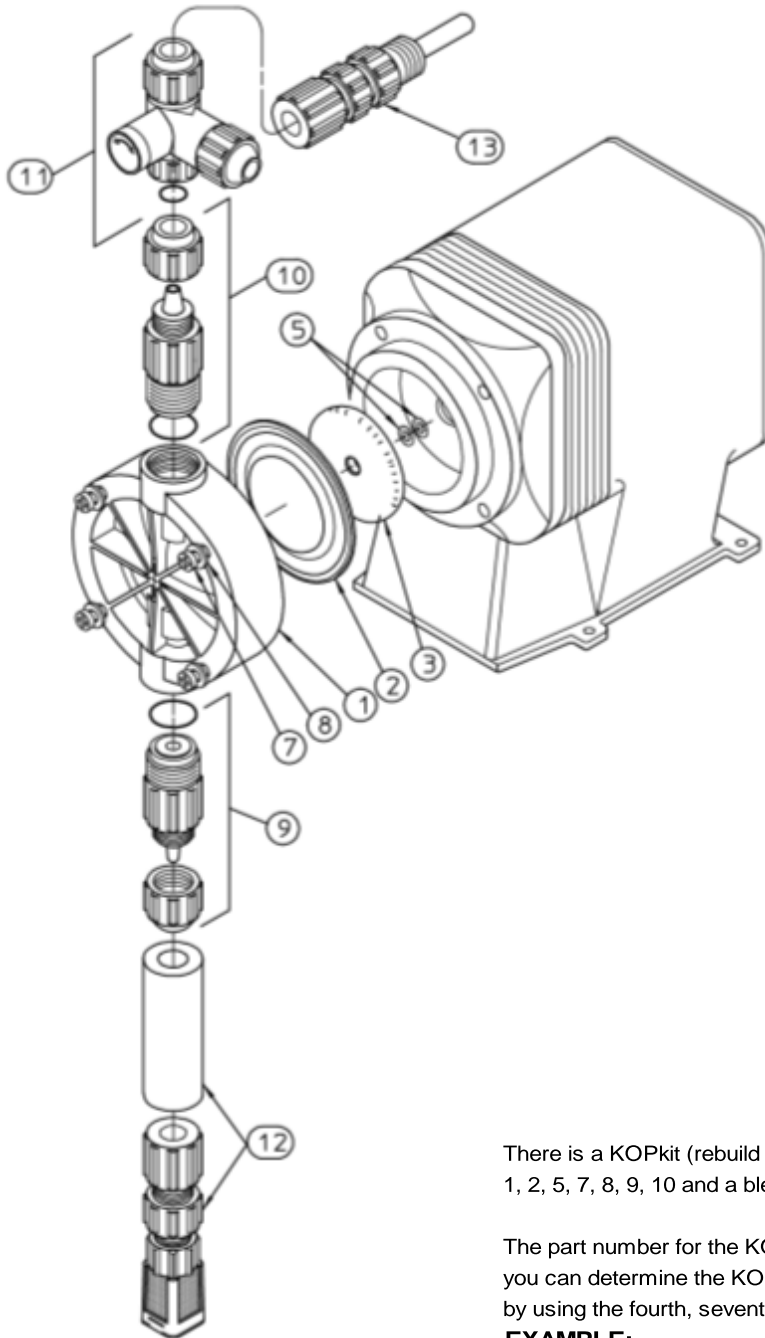
The following part numbers are the pump models with liquid end code KTHA in the model
EXAMPLE: LPA3MA-KTHA-XXX

Use the fourth digit in the model number from your pump to identify the part numbers below

EXAMPLE MODEL:

Position	1	2	3	4	5	6	-	7	8	9	10	-	11	12	13
Model:	L	P	A	3	M	A	-	K	T	H	A	-	X	X	X

For example the pump head (ITEM #1) for this pump would be:
Part Number: L0200300-PVD



PART NUMBER	QTY	DIGIT IN POSITION NUMBER FOUR OF THE MODEL NUMBER
ITEM NO. 1: PUMP HEAD (PVD)		
L0200900-PVD	1	2
L0200300-PVD	1	3
L0200400-PVD	1	4
ITEM NO. 2: DIAPHRAGM		
L0300900-THY	1	2
L0301000-THY	1	3
L0301100-THY	1	4
ITEM NO. 3: DEFLECTION PLATE		
L2100200-FPP	1	2
L2100300-FPP	1	3
L2100400-FPP	1	4
ITEM NO. 5: SHIM (0-2 REQUIRED)		
L9901200-BRS	0-2	ANY DIGIT
ITEM NO. 7 & 8: PUMP HEAD SCREWS AND WASHERS KIT (CONTAINS BOLTS AND WASHERS)		
L3900200-000	1	2, 3 OR 4
ITEM NO. 9: SUCTION VALVE		
L3101THA-PVD	1	ANY DIGIT
ITEM NO. 10: DISCHARGE VALVE		
L3201THA-PVD	1	ANY DIGIT
ITEM NO. 11: BLEED VALVE		
L3300T03-PVD	1	ANY DIGIT
ITEM NO. 12: FOOT VALVE/STRAINER		
J60737	1	ANY DIGIT
ITEM NO. 13: INJECTION VALVE		
J61205	1	ANY DIGIT
REPLACEMENT FUSES		
L9707300-000	1	E+ SERIES AND E SERIES PUMPS WITH FUSE HOLDER
L9711200-000	1	A+, C, C+ AND E SERIES PUMPS WITH PC BOARD MOUNTED FUSE
L9704700-000	1	SERIES E-DC PUMPS
L9700700-250	1	SERIES MP PUMP-CIRCUIT

There is a KOPkit (rebuild kit) available for your pump that includes items
1, 2, 5, 7, 8, 9, 10 and a bleed valve o-ring

The part number for the KOPkit can be found on your pump data label or
you can determine the KOPkit part number from your pump model number
by using the fourth, seventh, eighth, ninth and tenth positions for the model string

EXAMPLE:

Model	L	P	A	3	M	A	-	K	T	H	A	-	X	X	X
KOPkit Number				3				K	T	H	A				

= K3KTHA

KTT1 WET END PARTS

The following part numbers are the pump models with liquid end code KTT1 in the model
EXAMPLE: LPA2MA-KTT1-XXX

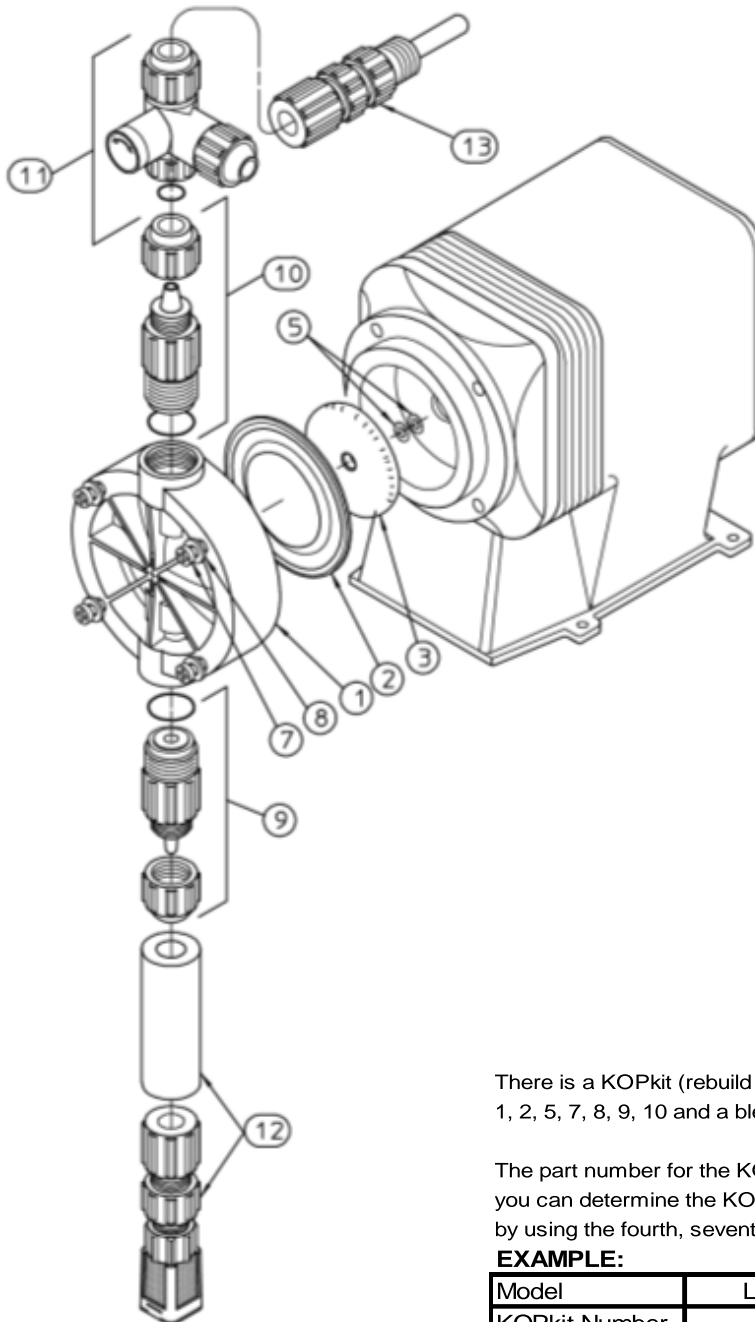
Use the fourth digit in the model number from your pump to identify the part numbers below

EXAMPLE MODEL:

Position	1	2	3	4	5	6	-	7	8	9	10	-	11	12	13
Model:	L	P	A	2	M	A	-	K	T	T	1	-	X	X	X

For example the pump head (ITEM #1) for this pump would be:

Part Number: L0200900-PVD



PART NUMBER	QTY	DIGIT IN POSITION NUMBER FOUR OF THE MODEL NUMBER
ITEM NO. 1: PUMP HEAD (PVD)		
L0200900-PVD	1	2
L0200300-PVD	1	3
L0200400-PVD	1	4
ITEM NO. 2: DIAPHRAGM		
L0300900-THY	1	2
L0301000-THY	1	3
L0301100-THY	1	4
ITEM NO. 3: DEFLECTION PLATE		
L2100200-FPP	1	2
L2100300-FPP	1	3
L2100400-FPP	1	4
ITEM NO. 5: SHIM (0-2 REQUIRED)		
L9901200-BRS	0-2	ANY DIGIT
ITEM NO. 7 & 8: PUMP HEAD SCREWS AND WASHERS KIT (CONTAINS BOLTS AND WASHERS)		
L3900200-000	1	2, 3 OR 4
ITEM NO. 9: SUCTION VALVE		
L3101TC1-PVD	1	ANY DIGIT
ITEM NO. 10: DISCHARGE VALVE		
L3201TC1-PVD	1	ANY DIGIT
ITEM NO. 11: BLEED VALVE		
L3300T01-PVD	1	ANY DIGIT
ITEM NO. 12: FOOT VALVE/STRAINER		
J60719	1	ANY DIGIT
ITEM NO. 13: INJECTION VALVE		
J61026	1	ANY DIGIT
REPLACEMENT FUSES		
L9707300-000	1	E+ SERIES AND E SERIES PUMPS WITH FUSE HOLDER
L9711200-000	1	A+, C, C+ AND E SERIES PUMPS WITH PC BOARD MOUNTED FUSE
L9704700-000	1	SERIES E-DC PUMPS
L9700700-250	1	SERIES MP PUMP-CIRCUIT

There is a KOPkit (rebuild kit) available for your pump that includes items 1, 2, 5, 7, 8, 9, 10 and a bleed valve o-ring

The part number for the KOPkit can be found on your pump data label or you can determine the KOPkit part number from your pump model number by using the fourth, seventh, eighth, ninth and tenth positions for the model string

EXAMPLE:

Model	L	P	A	2	M	A	-	K	T	T	1	-	X	X	X
KOPkit Number				2				K	T	T	1				

= K4KTT1

PTC8 WET END PARTS

The following part numbers are the pump models with liquid end code PTC8 in the model
EXAMPLE: LPH8SA-PTC8-XXX

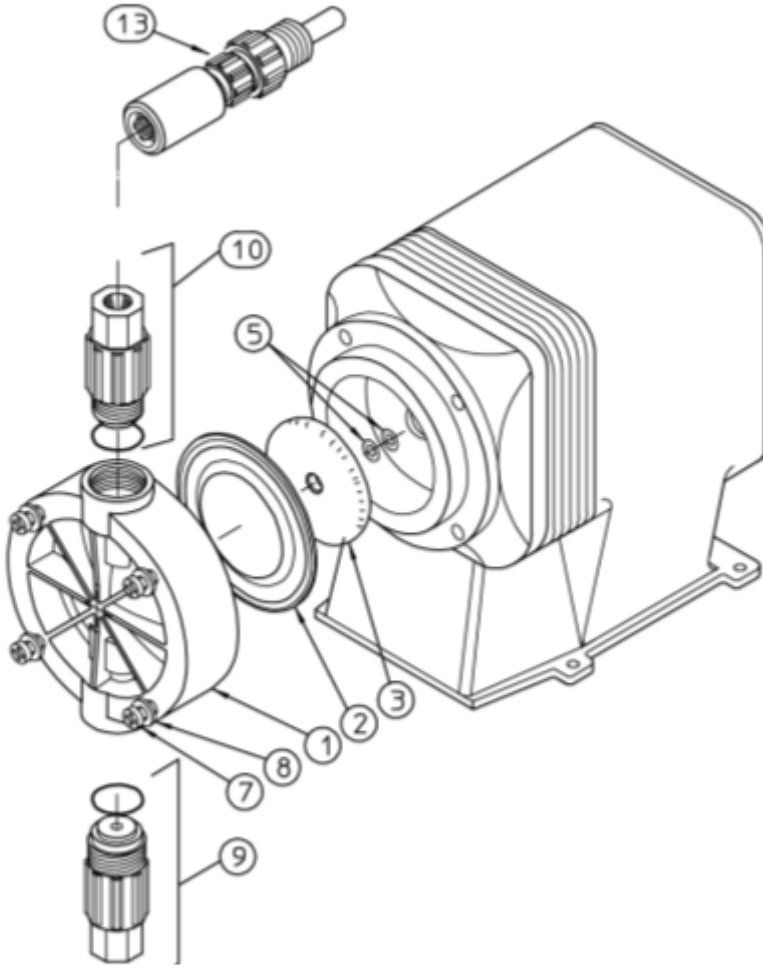
Use the fourth digit in the model number from your pump to identify the part numbers below

EXAMPLE MODEL:

Position	1	2	3	4	5	6	-	7	8	9	10	-	11	12	13
Model:	L	P	H	8	S	A	-	P	T	C	8	-	X	X	X

For example the pump head (ITEM #1) for this pump would be:

Part Number: L0200800-PPL



There is a KOPkit (rebuild kit) available for your pump that includes items 1, 2, 5, 7, 8, 9, 10 and a bleed valve o-ring

The part number for the KOPkit can be found on your pump data label or you can determine the KOPkit part number from your pump model number by using the fourth, seventh, eighth, ninth and tenth positions for the model string

EXAMPLE:

Model	L	P	H	8	S	A	-	P	T	C	8	-	X	X	X
KOPkit Number				8				P	T	C	8				

= K8PTC8

PART NUMBER	QTY	DIGIT IN POSITION NUMBER FOUR OF THE MODEL NUMBER
ITEM NO. 1: PUMP HEAD (FPP)		
L0200300-FPP	1	3
L0200400-FPP	1	4
L0200500-FPP	1	5
L0200600-FPP	1	6
L0200700-FPP	1	7
L0200800-PPL	1	8
ITEM NO. 2: DIAPHRAGM		
L0301000-THY	1	3
L0301100-THY	1	4
L0301200-THY	1	5
L0301300-THY	1	6
L0301400-THY	1	7
L0301600-THY	1	8
ITEM NO. 3: DEFLECTION PLATE		
L2100300-FPP	1	3
L2100400-FPP	1	4
L2100500-FPP	1	5
L2100600-FPP	1	6
L2100700-FPP	1	7
NOT USED	1	8
ITEM NO. 5: SHIM (0-2 REQUIRED)		
L9901200-BRS	0-2	ANY DIGIT
ITEM NO. 7 & 8: PUMP HEAD SCREWS AND WASHERS KIT (CONTAINS BOLTS AND WASHERS)		
L3900200-000	1	3 OR 4
L3900300-000	1	5, 6 OR 7
L3900600-000	1	8
ITEM NO. 9: SUCTION VALVE		
L3101TC87-FPP	1	ANY DIGIT
ITEM NO. 10: DISCHARGE VALVE		
L3201TC8-FPP	1	ANY DIGIT
ITEM NO. 11: BLEED VALVE		
NO BLEED VALVE		
ITEM NO. 12: FOOT VALVE/STRAINER		
NO FOOT VALVE		
ITEM NO. 13: INJECTION VALVE		
J41906	1	ANY DIGIT
REPLACEMENT FUSES		
L9707300-000	1	E+ SERIES AND E SERIES PUMPS WITH FUSE HOLDER
L9711200-000	1	A+, C, C+ AND E SERIES PUMPS WITH PC BOARD MOUNTED FUSE
L9704700-000	1	SERIES E-DC PUMPS
L9700700-250	1	SERIES MP PUMP-CIRCUIT

KTT3 WET END PARTS

The following part numbers are the pump models with liquid end code KTT3 in the model
EXAMPLE: LPH7EA-KTT3-XXX

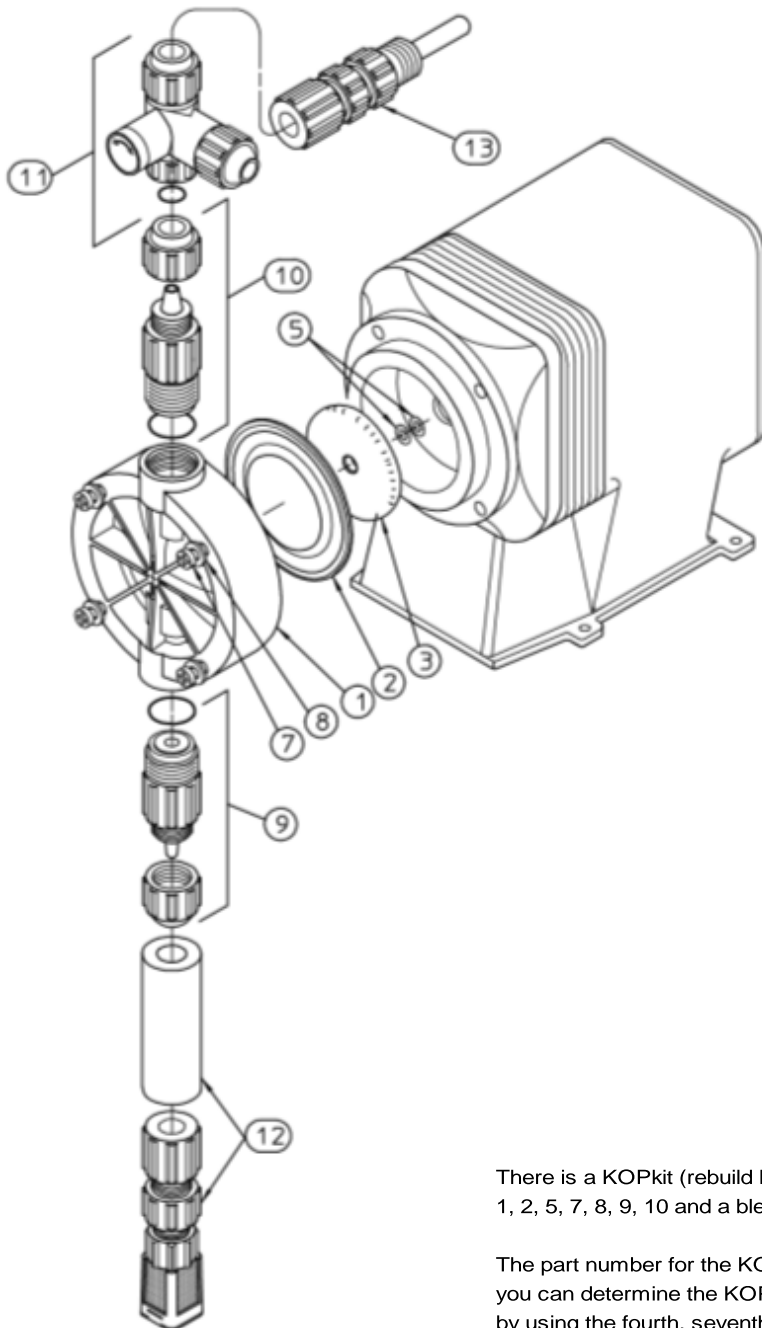
Use the fourth digit in the model number from your pump to identify the part numbers below

EXAMPLE MODEL:

Position	1	2	3	4	5	6	-	7	8	9	10	-	11	12	13
Model:	L	P	H	7	E	A	-	K	T	T	3	-	X	X	X

For example the pump head (ITEM #1) for this pump would be:

Part Number: L0200700-PVD



PART NUMBER	QTY	DIGIT IN POSITION NUMBER FOUR OF THE MODEL NUMBER
ITEM NO. 1: PUMP HEAD (PVD)		
L0200400-PVD	1	4
L0200500-PVD	1	5
L0200600-PVD	1	6
L0200700-PVD	1	7
ITEM NO. 2: DIAPHRAGM		
L0301100-THY	1	4
L0301200-THY	1	5
L0301300-THY	1	6
L0301400-THY	1	7
ITEM NO. 3: DEFLECTION PLATE		
L2100400-FPP	1	4
L2100500-FPP	1	5
L2100600-FPP	1	6
L2100700-FPP	1	7
ITEM NO. 5: SHIM (0-2 REQUIRED)		
L9901200-BRS	0-2	ANY DIGIT
ITEM NO. 7 & 8: PUMP HEAD SCREWS AND WASHERS KIT (CONTAINS BOLTS AND WASHERS)		
L3900200-000	1	2, 3 OR 4
L3900300-000	1	5, 6 OR 7
ITEM NO. 9: SUCTION VALVE		
L3101TT3-PVD	1	ANY DIGIT
ITEM NO. 10: DISCHARGE VALVE		
L3201TT3-PVD	1	ANY DIGIT
ITEM NO. 11: BLEED VALVE		
L3300T03-PVD	1	ANY DIGIT
ITEM NO. 12: FOOT VALVE/STRAINER		
J60731	1	ANY DIGIT
ITEM NO. 13: INJECTION VALVE		
J61073	1	ANY DIGIT
REPLACEMENT FUSES		
L9707300-000	1	E+ SERIES AND E SERIES PUMPS WITH FUSE HOLDER
L9711200-000	1	A+, C, C+ AND E SERIES PUMPS WITH PC BOARD MOUNTED FUSE
L9704700-000	1	SERIES E-DC PUMPS
L9700700-250	1	SERIES MP PUMP-CIRCUIT

There is a KOPkit (rebuild kit) available for your pump that includes items 1, 2, 5, 7, 8, 9, 10 and a bleed valve o-ring

The part number for the KOPkit can be found on your pump data label or you can determine the KOPkit part number from your pump model number by using the fourth, seventh, eighth, ninth and tenth positions for the model string

EXAMPLE:

Model	L	P	H	7	E	A	-	K	T	T	3	-	X	X	X
KOPkit Number				7				K	T	T	3				

= K7KTT3

PHC1 WET END PARTS

The following part numbers are the pump models with liquid end code PHC1 in the model
EXAMPLE: LB64SA-PHC1-XXX

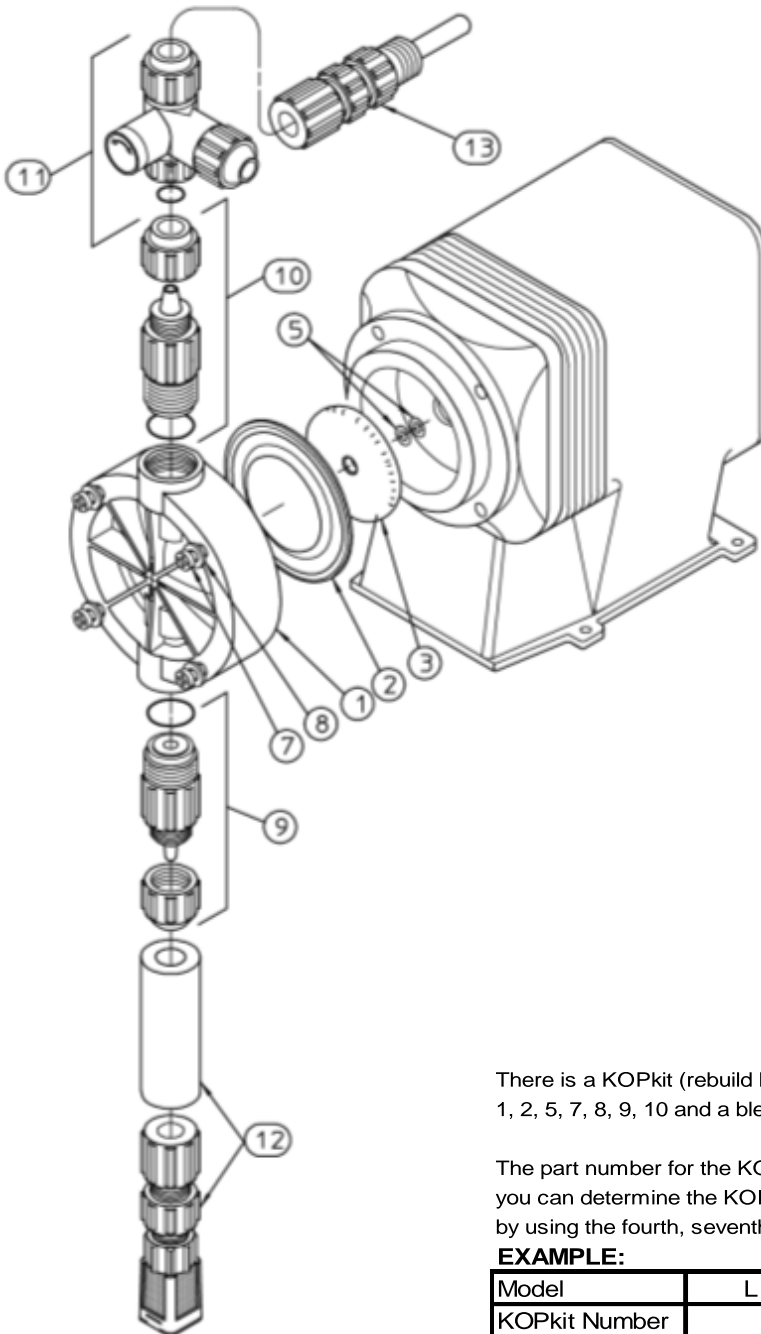
Use the fourth digit in the model number from your pump to identify the part numbers below

EXAMPLE MODEL:

Position	1	2	3	4	5	6	-	7	8	9	10	-	11	12	13
Model:	L	B	6	4	S	A	-	P	H	C	1	-	X	X	X

For example the pump head (ITEM #1) for this pump would be:

Part Number: L0200400-FPP



PART NUMBER	QTY	DIGIT IN POSITION NUMBER FOUR OF THE MODEL NUMBER
ITEM NO. 1: PUMP HEAD (FPP)		
L0200900-FPP	1	2
L0200300-FPP	1	3
L0200400-FPP	1	4
ITEM NO. 2: DIAPHRAGM		
L0300900-THY	1	2
L0301000-THY	1	3
L0301100-THY	1	4
ITEM NO. 3: DEFLECTION PLATE		
L2100200-FPP	1	2
L2100300-FPP	1	3
L2100400-FPP	1	4
ITEM NO. 5: SHIM (0-2 REQUIRED)		
L9901200-BRS	0-2	ANY DIGIT
ITEM NO. 7 & 8: PUMP HEAD SCREWS AND WASHERS KIT (CONTAINS BOLTS AND WASHERS)		
L3900200-000	1	2, 3 OR 4
ITEM NO. 9: SUCTION VALVE		
L3101HC1-FPP	1	ANY DIGIT
ITEM NO. 10: DISCHARGE VALVE		
L3201HC1-FPP	1	ANY DIGIT
ITEM NO. 11: BLEED VALVE		
L3300H01-FPP	1	ANY DIGIT
ITEM NO. 12: FOOT VALVE/STRAINER		
J40116	1	ANY DIGIT
ITEM NO. 13: INJECTION VALVE		
J41766	1	ANY DIGIT
REPLACEMENT FUSES		
L9707300-000	1	E+ SERIES AND E SERIES PUMPS WITH FUSE HOLDER
L9711200-000	1	A+, C, C+ AND E SERIES PUMPS WITH PC BOARD MOUNTED FUSE
L9704700-000	1	SERIES E-DC PUMPS
L9700700-250	1	SERIES MP PUMP-CIRCUIT

There is a KOPkit (rebuild kit) available for your pump that includes items
1, 2, 5, 7, 8, 9, 10 and a bleed valve o-ring

The part number for the KOPkit can be found on your pump data label or
you can determine the KOPkit part number from your pump model number
by using the fourth, seventh, eighth, ninth and tenth positions for the model string

EXAMPLE:

Model	L	B	6	4	S	A	-	P	H	C	1	-	X	X	X
KOPkit Number				4				P	H	C	1				

= K4PHC1

PHCA WET END PARTS

The following part numbers are the pump models with liquid end code PHCA in the model
EXAMPLE: LPA2SA-PHCA-XXX

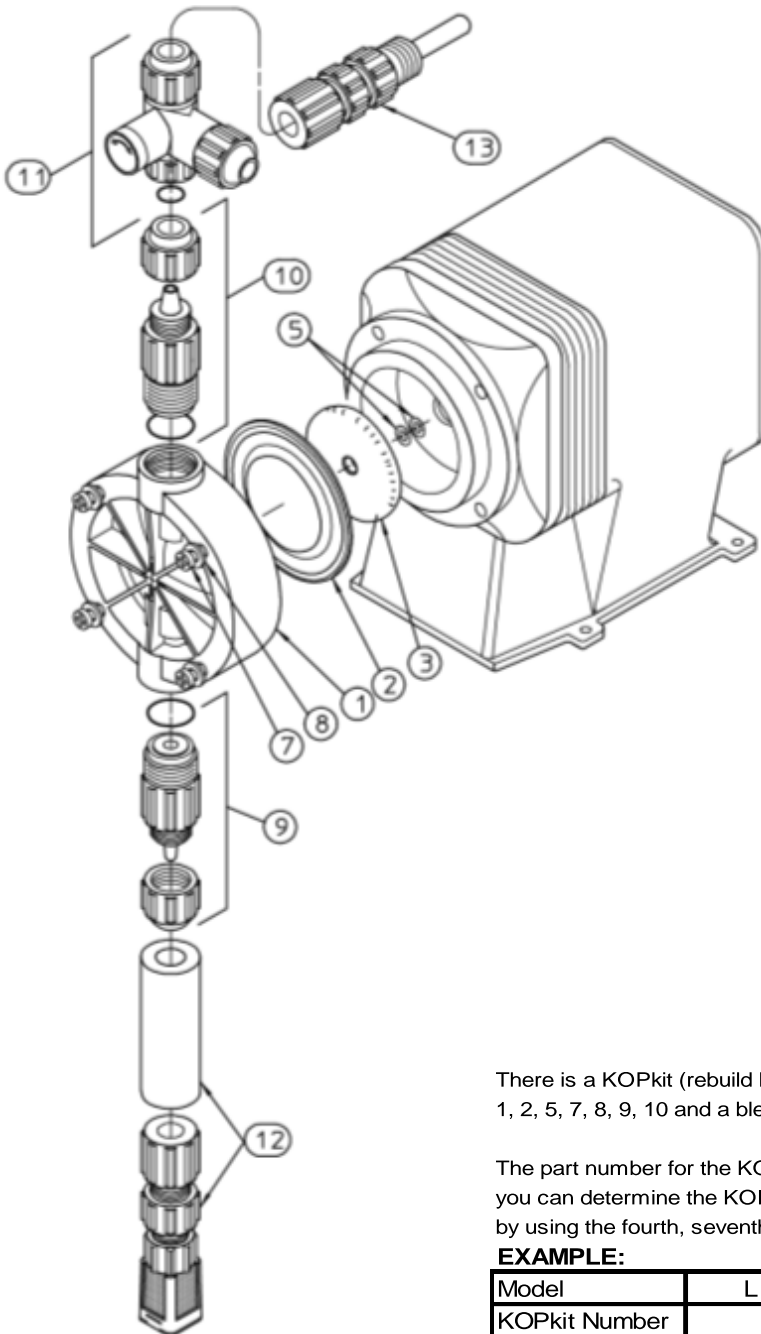
Use the fourth digit in the model number from your pump to identify the part numbers below

EXAMPLE MODEL:

Position	1	2	3	4	5	6	-	7	8	9	10	-	11	12	13
Model:	L	P	A	2	S	A	-	P	H	C	A	-	X	X	X

For example the pump head (ITEM #1) for this pump would be:

Part Number: L0200400-FPP



PART NUMBER	QTY	DIGIT IN POSITION NUMBER FOUR OF THE MODEL NUMBER
ITEM NO. 1: PUMP HEAD (FPP)		
L0200900-FPP	1	2
L0200300-FPP	1	3
L0200400-FPP	1	4
ITEM NO. 2: DIAPHRAGM		
L0300900-THY	1	2
L0301000-THY	1	3
L0301100-THY	1	4
ITEM NO. 3: DEFLECTION PLATE		
L2100200-FPP	1	2
L2100300-FPP	1	3
L2100400-FPP	1	4
ITEM NO. 5: SHIM (0-2 REQUIRED)		
L9901200-BRS	0-2	ANY DIGIT
ITEM NO. 7 & 8: PUMP HEAD SCREWS AND WASHERS KIT (CONTAINS BOLTS AND WASHERS)		
L3900200-000	1	2, 3 OR 4
ITEM NO. 9: SUCTION VALVE		
L3101HCA-FPP	1	ANY DIGIT
ITEM NO. 10: DISCHARGE VALVE		
L3201HCA-FPP	1	ANY DIGIT
ITEM NO. 11: BLEED VALVE		
L3300H03-FPP	1	ANY DIGIT
ITEM NO. 12: FOOT VALVE/STRAINER		
J40117	1	ANY DIGIT
ITEM NO. 13: INJECTION VALVE		
J41767	1	ANY DIGIT
REPLACEMENT FUSES		
L9707300-000	1	E+ SERIES AND E SERIES PUMPS WITH FUSE HOLDER
L9711200-000	1	A+, C, C+ AND E SERIES PUMPS WITH PC BOARD MOUNTED FUSE
L9704700-000	1	SERIES E-DC PUMPS
L9700700-250	1	SERIES MP PUMP-CIRCUIT

There is a KOPkit (rebuild kit) available for your pump that includes items
1, 2, 5, 7, 8, 9, 10 and a bleed valve o-ring

The part number for the KOPkit can be found on your pump data label or
you can determine the KOPkit part number from your pump model number
by using the fourth, seventh, eighth, ninth and tenth positions for the model string

EXAMPLE:

Model	L	P	A	2	S	A	-	P	H	C	A	-	X	X	X
KOPkit Number				2				P	H	C	A				

= K4PHCA

PHC2 WET END PARTS

The following part numbers are the pump models with liquid end code PHC2 in the model
EXAMPLE: LB64SA-PHC2-XXX

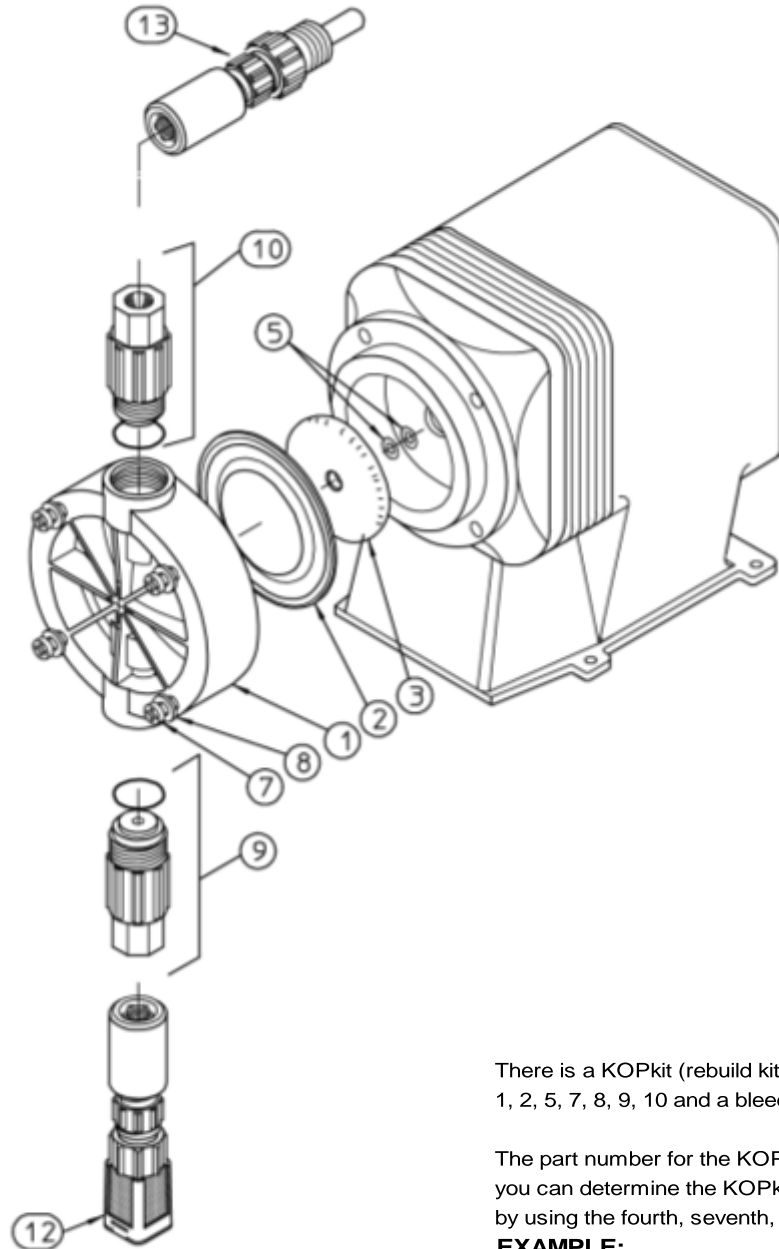
Use the fourth digit in the model number from your pump to identify the part numbers below

EXAMPLE MODEL:

Position	1	2	3	4	5	6	-	7	8	9	10	-	11	12	13
Model:	L	B	6	4	S	A	-	P	H	C	2	-	X	X	X

For example the pump head (ITEM #1) for this pump would be:

Part Number: L0200400-FPP



PART NUMBER	QTY	DIGIT IN POSITION NUMBER FOUR OF THE MODEL NUMBER
ITEM NO. 1: PUMP HEAD (FPP)		
L0200900-FPP	1	2
L0200300-FPP	1	3
L0200400-FPP	1	4
ITEM NO. 2: DIAPHRAGM		
L0300900-THY	1	2
L0301000-THY	1	3
L0301100-THY	1	4
ITEM NO. 3: DEFLECTION PLATE		
L2100200-FPP	1	2
L2100300-FPP	1	3
L2100400-FPP	1	4
ITEM NO. 5: SHIM (0-2 REQUIRED)		
L9901200-BRS	0-2	ANY DIGIT
ITEM NO. 7 & 8: PUMP HEAD SCREWS AND WASHERS KIT (CONTAINS BOLTS AND WASHERS)		
L3900200-000	1	2, 3 OR 4
ITEM NO. 9: SUCTION VALVE		
L3101HC2-FPP	1	ANY DIGIT
ITEM NO. 10: DISCHARGE VALVE		
L3201HC2-FPP	1	ANY DIGIT
ITEM NO. 11: BLEED VALVE		
NO BLEED VALVE		
ITEM NO. 12: FOOT VALVE/STRAINER		
J40195	1	ANY DIGIT
ITEM NO. 13: INJECTION VALVE		
J41911	1	ANY DIGIT
REPLACEMENT FUSES		
L9707300-000	1	E+ SERIES AND E SERIES PUMPS WITH FUSE HOLDER
L9711200-000	1	A+, C, C+ AND E SERIES PUMPS WITH PC BOARD MOUNTED FUSE
L9704700-000	1	SERIES E-DC PUMPS
L9700700-250	1	SERIES MP PUMP-CIRCUIT

There is a KOPkit (rebuild kit) available for your pump that includes items
1, 2, 5, 7, 8, 9, 10 and a bleed valve o-ring

The part number for the KOPkit can be found on your pump data label or
you can determine the KOPkit part number from your pump model number
by using the fourth, seventh, eighth, ninth and tenth positions for the model string

EXAMPLE:

Model	L	B	6	4	S	A	-	P	H	C	2	-	X	X	X
KOPkit Number				4				P	H	C	2				

= K4PHC2

PHC3 WET END PARTS

The following part numbers are the pump models with liquid end code PHC3 in the model
EXAMPLE: LPH7SA-PHC3-XXX

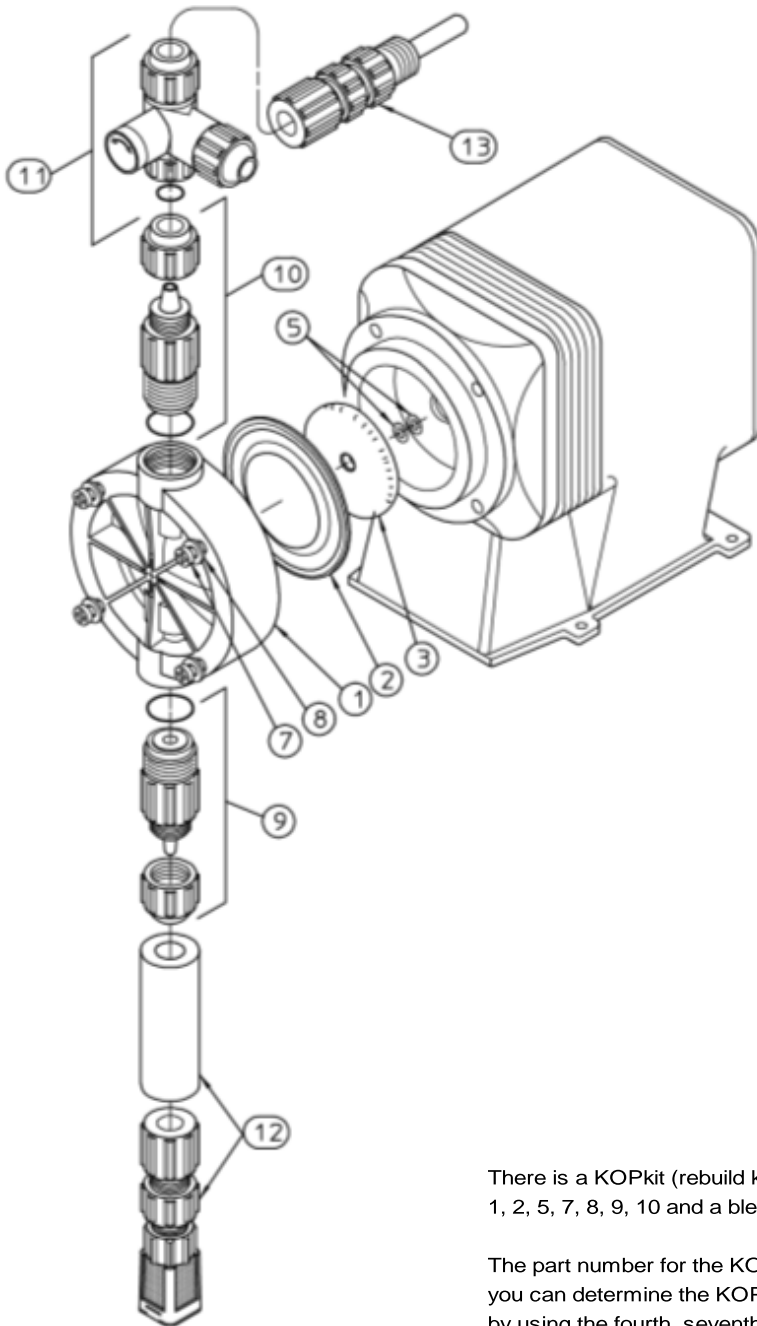
Use the fourth digit in the model number from your pump to identify the part numbers below

EXAMPLE MODEL:

Position	1	2	3	4	5	6	-	7	8	9	10	-	11	12	13
Model:	L	P	H	7	S	A	-	P	H	C	3	-	X	X	X

For example the pump head (ITEM #1) for this pump would be:

Part Number: L0200700-FPP



PART NUMBER	QTY	DIGIT IN POSITION NUMBER FOUR OF THE MODEL NUMBER
ITEM NO. 1: PUMP HEAD (FPP)		
L0200400-FPP	1	4
L0200500-FPP	1	5
L0200600-FPP	1	6
L0200700-FPP	1	7
ITEM NO. 2: DIAPHRAGM		
L0301100-THY	1	4
L0301200-THY	1	5
L0301300-THY	1	6
L0301400-THY	1	7
ITEM NO. 3: DEFLECTION PLATE		
L2100400-FPP	1	4
L2100500-FPP	1	5
L2100600-FPP	1	6
L2100700-FPP	1	7
ITEM NO. 5: SHIM (0-2 REQUIRED)		
L9901200-BRS	0-2	ANY DIGIT
ITEM NO. 7 & 8: PUMP HEAD SCREWS AND WASHERS KIT (CONTAINS BOLTS AND WASHERS)		
L3900200-000	1	2, 3 OR 4
L3900300-000	1	5, 6 OR 7
ITEM NO. 9: SUCTION VALVE		
L3101HC3-FPP	1	ANY DIGIT
ITEM NO. 10: DISCHARGE VALVE		
L3201HC3-FPP	1	ANY DIGIT
ITEM NO. 11: BLEED VALVE		
L3300H03-FPP	1	ANY DIGIT
ITEM NO. 12: FOOT VALVE/STRAINER		
J40117	1	ANY DIGIT
ITEM NO. 13: INJECTION VALVE		
J41767	1	ANY DIGIT
REPLACEMENT FUSES		
L9707300-000	1	E+ SERIES AND E SERIES PUMPS WITH FUSE HOLDER
L9711200-000	1	A+, C, C+ AND E SERIES PUMPS WITH PC BOARD MOUNTED FUSE
L9704700-000	1	SERIES E-DC PUMPS
L9700700-250	1	SERIES MP PUMP-CIRCUIT

There is a KOPkit (rebuild kit) available for your pump that includes items 1, 2, 5, 7, 8, 9, 10 and a bleed valve o-ring

The part number for the KOPkit can be found on your pump data label or you can determine the KOPkit part number from your pump model number by using the fourth, seventh, eighth, ninth and tenth positions for the model string

EXAMPLE:

Model	L	P	H	7	S	A	-	P	H	C	3	-	X	X	X	
KOPkit Number				7				P	H	C	3					= K7PHC3

PHCC WET END PARTS

The following part numbers are the pump models with liquid end code PHCC in the model
EXAMPLE: LPH8SA-PHCC-XXX

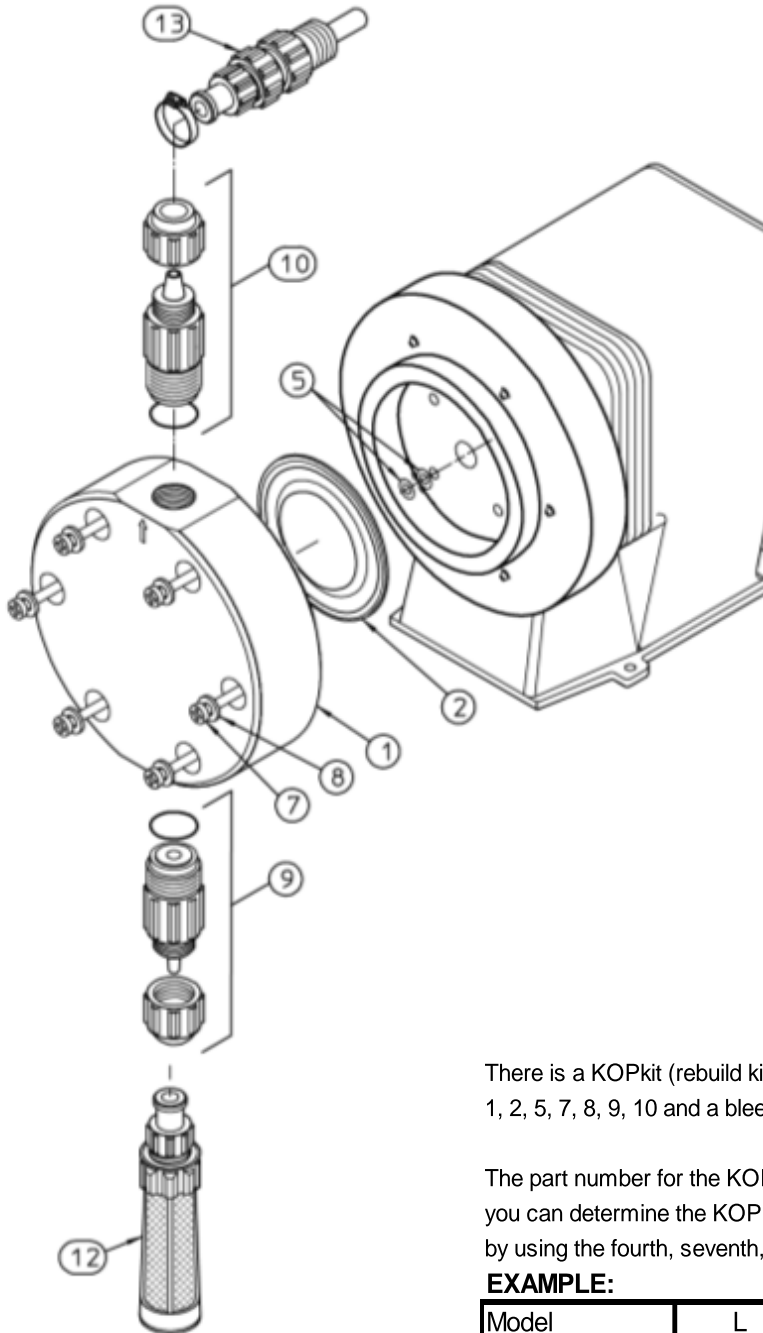
Use the fourth digit in the model number from your pump to identify the part numbers below

EXAMPLE MODEL:

Position	1	2	3	4	5	6	-	7	8	9	10	-	11	12	13
Model:	L	P	H	8	S	A	-	P	H	C	C	-	X	X	X

For example the pump head (ITEM #1) for this pump would be:

Part Number: L0200800-PPL



PART NUMBER	QTY	DIGIT IN POSITION NUMBER FOUR OF THE MODEL NUMBER
ITEM NO. 1: PUMP HEAD (FPP)		
L0200800-PPL	1	8
ITEM NO. 2: DIAPHRAGM		
L0301600-THY	1	8
ITEM NO. 3: DEFLECTION PLATE		
NONE		8
ITEM NO. 5: SHIM (0-2 REQUIRED)		
L9901200-BRS	0-2	ANY DIGIT
ITEM NO. 7 & 8: PUMP HEAD SCREWS AND WASHERS KIT (CONTAINS BOLTS AND WASHERS)		
L3900600-000	1	8
ITEM NO. 9: SUCTION VALVE		
L3101HCC-FPP	1	ANY DIGIT
ITEM NO. 10: DISCHARGE VALVE		
L3201HCC-FPP	1	ANY DIGIT
ITEM NO. 11: BLEED VALVE		
L3300H03-FPP	1	ANY DIGIT
ITEM NO. 12: FOOT VALVE/STRAINER		
J60503	1	ANY DIGIT
ITEM NO. 13: INJECTION VALVE		
J41927	1	ANY DIGIT
REPLACEMENT FUSES		
L9707300-000	1	E+ SERIES AND E SERIES PUMPS WITH FUSE HOLDER
L9711200-000	1	A+, C, C+ AND E SERIES PUMPS WITH PC BOARD MOUNTED FUSE
L9704700-000	1	SERIES E-DC PUMPS
L9700700-250	1	SERIES MP PUMP-CIRCUIT

There is a KOPkit (rebuild kit) available for your pump that includes items 1, 2, 5, 7, 8, 9, 10 and a bleed valve o-ring

The part number for the KOPkit can be found on your pump data label or you can determine the KOPkit part number from your pump model number by using the fourth, seventh, eighth, ninth and tenth positions for the model string

EXAMPLE:

Model	L	P	H	8	S	A	-	P	H	C	C	-	X	X	X
KOPkit Number				8				P	H	C	C				

= K8PHCC

PHC4 WET END PARTS

The following part numbers are the pump models with liquid end code PHC4 in the model
EXAMPLE: LPH7SA-PHC4-XXX

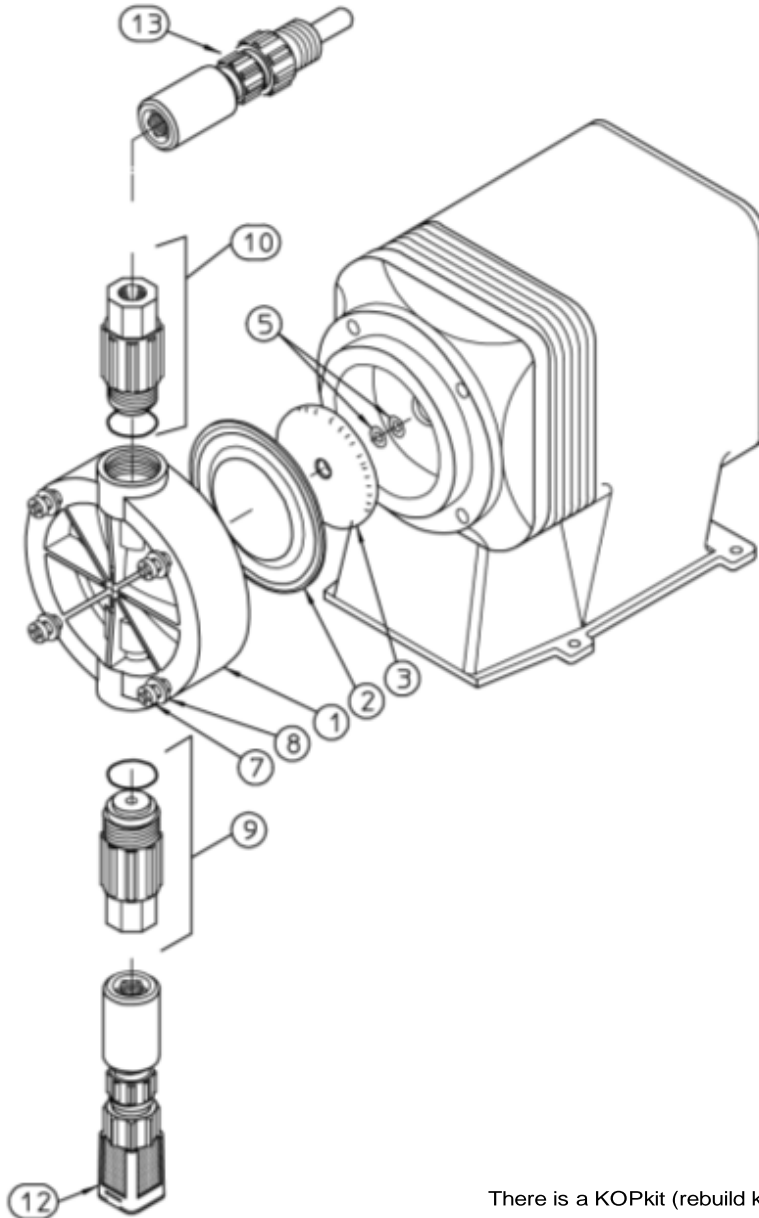
Use the fourth digit in the model number from your pump to identify the part numbers below

EXAMPLE MODEL:

Position	1	2	3	4	5	6	-	7	8	9	10	-	11	12	13
Model:	L	P	H	7	S	A	-	P	H	C	4	-	X	X	X

For example the pump head (ITEM #1) for this pump would be:

Part Number: L0200700-FPP



PART NUMBER	QTY	DIGIT IN POSITION NUMBER FOUR OF THE MODEL NUMBER
ITEM NO. 1: PUMP HEAD (FPP)		
L0200400-FPP	1	4
L0200500-FPP	1	5
L0200600-FPP	1	6
L0200700-FPP	1	7
ITEM NO. 2: DIAPHRAGM		
L0301100-THY	1	4
L0301200-THY	1	5
L0301300-THY	1	6
L0301400-THY	1	7
ITEM NO. 3: DEFLECTION PLATE		
L2100400-FPP	1	4
L2100500-FPP	1	5
L2100600-FPP	1	6
L2100700-FPP	1	7
ITEM NO. 5: SHIM (0-2 REQUIRED)		
L9901200-BRS	0-2	ANY DIGIT
ITEM NO. 7 & 8: PUMP HEAD SCREWS AND WASHERS KIT (CONTAINS BOLTS AND WASHERS)		
L3900200-000	1	4
L3900300-000	1	5, 6 OR 7
ITEM NO. 9: SUCTION VALVE		
L3101HC4-FPP	1	ANY DIGIT
ITEM NO. 10: DISCHARGE VALVE		
L3201HC4-FPP	1	ANY DIGIT
ITEM NO. 11: BLEED VALVE		
NO BLEED VALVE		
ITEM NO. 12: FOOT VALVE/STRAINER		
J40195	1	ANY DIGIT
ITEM NO. 13: INJECTION VALVE		
J41911	1	ANY DIGIT
REPLACEMENT FUSES		
L9707300-000	1	E+ SERIES AND E SERIES PUMPS WITH FUSE HOLDER
L9711200-000	1	A+, C, C+ AND E SERIES PUMPS WITH PC BOARD MOUNTED FUSE
L9704700-000	1	SERIES E-DC PUMPS
L9700700-250	1	SERIES MP PUMP-CIRCUIT

There is a KOPkit (rebuild kit) available for your pump that includes items 1, 2, 5, 7, 8, 9, 10 and a bleed valve o-ring

The part number for the KOPkit can be found on your pump data label or you can determine the KOPkit part number from your pump model number by using the fourth, seventh, eighth, ninth and tenth positions for the model string

EXAMPLE:

Model	L	P	H	7	S	A	-	P	H	C	4	-	X	X	X
KOPkit Number				7					P	H	C	4			

= K7PHC4

PHCB WET END PARTS

The following part numbers are the pump models with liquid end code PHCB in the model
EXAMPLE: LPH8SA-PHCB-XXX

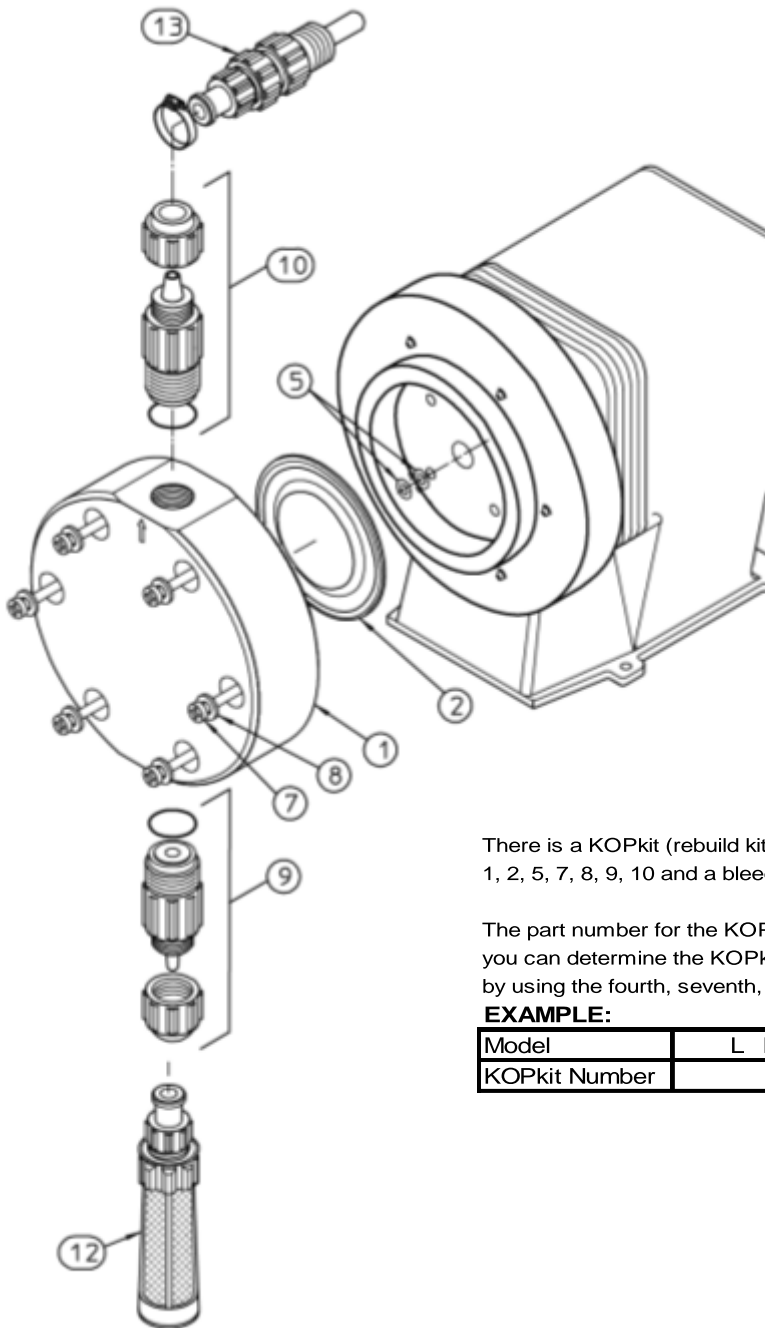
Use the fourth digit in the model number from your pump to identify the part numbers below

EXAMPLE MODEL:

Position	1	2	3	4	5	6	-	7	8	9	10	-	11	12	13
Model:	L	P	H	8	S	A	-	P	H	C	B	-	X	X	X

For example the pump head (ITEM #1) for this pump would be:

Part Number: L0200800-PPL



PART NUMBER	QTY	DIGIT IN POSITION NUMBER FOUR OF THE MODEL NUMBER
ITEM NO. 1: PUMP HEAD (PPL)		
L0200800-PPL	1	8
ITEM NO. 2: DIAPHRAGM		
L0301600-THY	1	8
ITEM NO. 3: DEFLECTION PLATE		
NOT USED ON THESE MODELS		
ITEM NO. 5: SHIM (0-2 REQUIRED)		
L9901200-BRS	0-2	8
ITEM NO. 7 & 8: PUMP HEAD SCREWS AND WASHERS KIT (CONTAINS BOLTS AND WASHERS)		
L3900600-000	1	8
ITEM NO. 9: SUCTION VALVE		
L3101HCB-FPP	1	8
ITEM NO. 10: DISCHARGE VALVE		
L3201HCB-FPP	1	8
ITEM NO. 11: BLEED VALVE		
NO BLEED VALVE		
ITEM NO. 12: FOOT VALVE/STRAINER		
J60606	1	8
ITEM NO. 13: INJECTION VALVE		
J61152-10P	1	8
REPLACEMENT FUSES		
L9707300-000	1	E+ SERIES AND E SERIES PUMPS WITH FUSE HOLDER
L9711200-000	1	A+, C, C+ AND E SERIES PUMPS WITH PC BOARD MOUNTED FUSE
L9704700-000	1	SERIES E-DC PUMPS
L9700700-250	1	SERIES MP PUMP-CIRCUIT

There is a KOPkit (rebuild kit) available for your pump that includes items 1, 2, 5, 7, 8, 9, 10 and a bleed valve o-ring

The part number for the KOPkit can be found on your pump data label or you can determine the KOPkit part number from your pump model number by using the fourth, seventh, eighth, ninth and tenth positions for the model string

EXAMPLE:

Model	L	P	H	8	S	A	-	P	H	C	B	-	X	X	X
KOPkit Number				8				P	H	C	B				

= K8PHCB

PTC1 WET END PARTS

The following part numbers are the pump models with liquid end code PTC1 in the model
EXAMPLE: LB64SA-PTC1-XXX

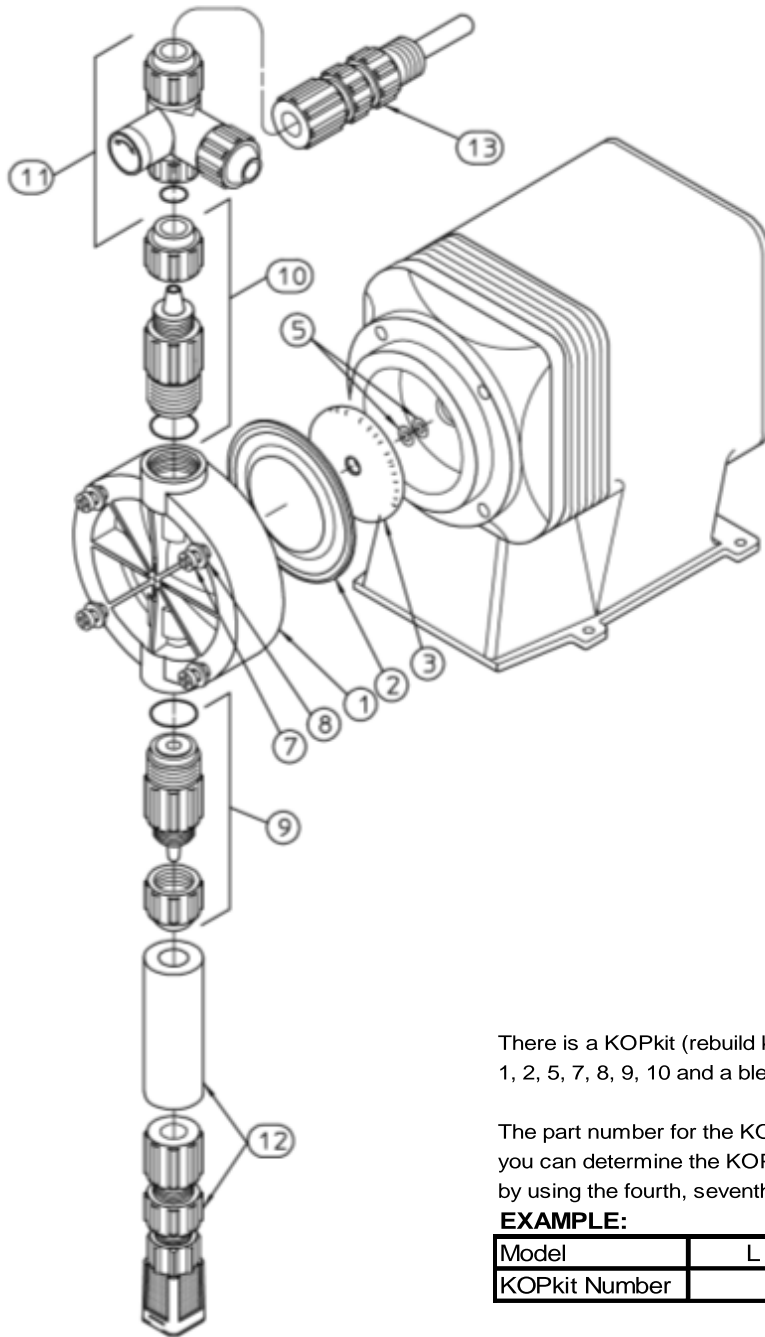
Use the fourth digit in the model number from your pump to identify the part numbers below

EXAMPLE MODEL:

Position	1	2	3	4	5	6	-	7	8	9	10	-	11	12	13
Model:	L	B	6	4	S	A	-	P	T	C	1	-	X	X	X

For example the pump head (ITEM #1) for this pump would be:

Part Number: L0200400-FPP



PART NUMBER	QTY	DIGIT IN POSITION NUMBER FOUR OF THE MODEL NUMBER
ITEM NO. 1: PUMP HEAD (FPP)		
L0200900-FPP	1	2
L0200300-FPP	1	3
L0200400-FPP	1	4
ITEM NO. 2: DIAPHRAGM		
L0300900-THY	1	2
L0301000-THY	1	3
L0301100-THY	1	4
ITEM NO. 3: DEFLECTION PLATE		
L2100200-FPP	1	2
L2100300-FPP	1	3
L2100400-FPP	1	4
ITEM NO. 5: SHIM (0-2 REQUIRED)		
L9901200-BRS	0-2	ANY DIGIT
ITEM NO. 7 & 8: PUMP HEAD SCREWS AND WASHERS KIT (CONTAINS BOLTS AND WASHERS)		
L3900200-000	1	2, 3 OR 4
ITEM NO. 9: SUCTION VALVE		
L3101TC1-FPP	1	ANY DIGIT
ITEM NO. 10: DISCHARGE VALVE		
L3201TC1-FPP	1	ANY DIGIT
ITEM NO. 11: BLEED VALVE		
L3300T01-FPP	1	ANY DIGIT
ITEM NO. 12: FOOT VALVE/STRAINER		
J40211	1	ANY DIGIT
ITEM NO. 13: INJECTION VALVE		
J61098	1	ANY DIGIT
REPLACEMENT FUSES		
L9707300-000	1	E+ SERIES AND E SERIES PUMPS WITH FUSE HOLDER
L9711200-000	1	A+, C, C+ AND E SERIES PUMPS WITH PC BOARD MOUNTED FUSE
L9704700-000	1	SERIES E-DC PUMPS
L9700700-250	1	SERIES MP PUMP-CIRCUIT

There is a KOPkit (rebuild kit) available for your pump that includes items 1, 2, 5, 7, 8, 9, 10 and a bleed valve o-ring

The part number for the KOPkit can be found on your pump data label or you can determine the KOPkit part number from your pump model number by using the fourth, seventh, eighth, ninth and tenth positions for the model string

EXAMPLE:

Model	L	B	6	4	S	A	-	P	T	C	1	-	X	X	X
KOPkit Number				4				P	T	C	1				

= K4PTC1

PTC2 WET END PARTS

The following part numbers are the pump models with liquid end code PTC2 in the model
EXAMPLE: LB64SA-PTC2-XXX

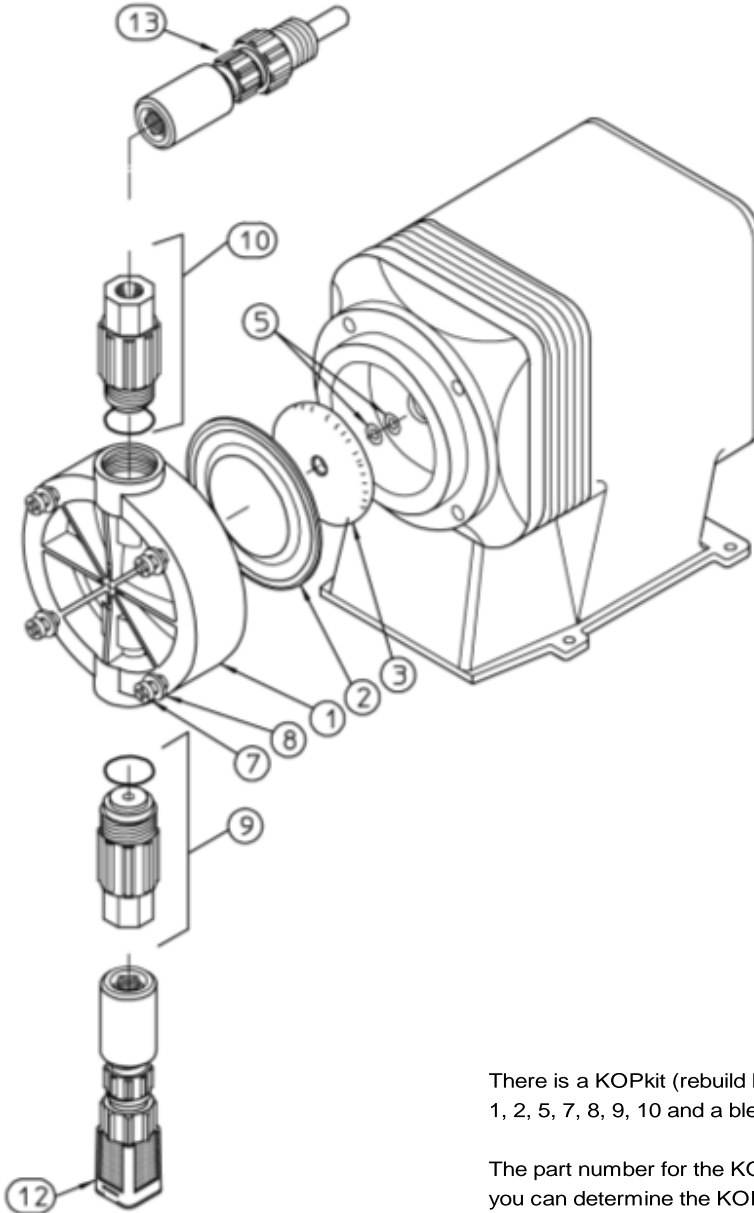
Use the fourth digit in the model number from your pump to identify the part numbers below

EXAMPLE MODEL:

Position	1	2	3	4	5	6	-	7	8	9	10	-	11	12	13
Model:	L	B	6	4	S	A	-	P	T	C	2	-	X	X	X

For example the pump head (ITEM #1) for this pump would be:

Part Number: L0200400-FPP



PART NUMBER	QTY	DIGIT IN POSITION NUMBER FOUR OF THE MODEL NUMBER
ITEM NO. 1: PUMP HEAD (FPP)		
L0200900-FPP	1	2
L0200300-FPP	1	3
L0200400-FPP	1	4
ITEM NO. 2: DIAPHRAGM		
L0300900-THY	1	2
L0301000-THY	1	3
L0301100-THY	1	4
ITEM NO. 3: DEFLECTION PLATE		
L2100200-FPP	1	2
L2100300-FPP	1	3
L2100400-FPP	1	4
ITEM NO. 5: SHIM (0-2 REQUIRED)		
L9901200-BRS	0-2	ANY DIGIT
ITEM NO. 7 & 8: PUMP HEAD SCREWS AND WASHERS KIT (CONTAINS BOLTS AND WASHERS)		
L3900200-000	1	2, 3 OR 4
ITEM NO. 9: SUCTION VALVE		
L3101TC2-FPP	1	ANY DIGIT
ITEM NO. 10: DISCHARGE VALVE		
L3201TC2-FPP	1	ANY DIGIT
ITEM NO. 11: BLEED VALVE		
NO BLEED VALVE		
ITEM NO. 12: FOOT VALVE/STRAINER		
J40179	1	ANY DIGIT
ITEM NO. 13: INJECTION VALVE		
J41944	1	ANY DIGIT
REPLACEMENT FUSES		
L9707300-000	1	E+ SERIES AND E SERIES PUMPS WITH FUSE HOLDER
L9711200-000	1	A+, C, C+ AND E SERIES PUMPS WITH PC BOARD MOUNTED FUSE
L9704700-000	1	SERIES E-DC PUMPS
L9700700-250	1	SERIES MP PUMP-CIRCUIT

There is a KOPkit (rebuild kit) available for your pump that includes items
1, 2, 5, 7, 8, 9, 10 and a bleed valve o-ring

The part number for the KOPkit can be found on your pump data label or
you can determine the KOPkit part number from your pump model number
by using the fourth, seventh, eighth, ninth and tenth positions for the model string

EXAMPLE:

Model	L	B	6	4	S	A	-	P	T	C	2	-	X	X	X
KOPkit Number				4				P	T	C	2				

= K4PTC2

PTCG WET END PARTS

The following part numbers are the pump models with liquid end code PTCG in the model
EXAMPLE: LPB2SA-PTCG-XXX

Use the fourth digit in the model number from your pump to identify the part numbers below

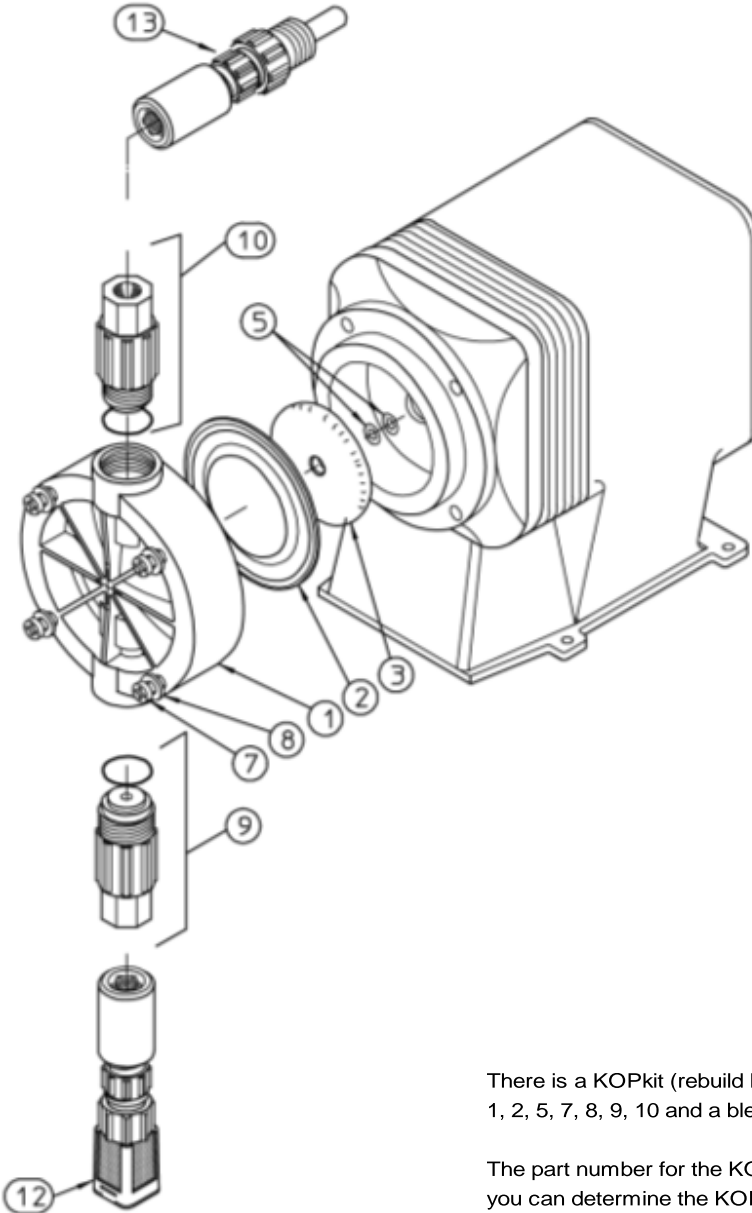
EXAMPLE MODEL:

Position	1	2	3	4	5	6	-	7	8	9	10	-	11	12	13
Model:	L	P	B	2	S	A	-	P	T	C	G	-	X	X	X

For example the pump head (ITEM #1) for this pump would be:

Part Number: L0200900-FPP

PART NUMBER	QTY	DIGIT IN POSITION NUMBER FOUR OF THE MODEL NUMBER
ITEM NO. 1: PUMP HEAD (FPP)		
L0200900-FPP	1	2
L0200300-FPP	1	3
L0200400-FPP	1	4
ITEM NO. 2: DIAPHRAGM		
L0300900-THY	1	2
L0301000-THY	1	3
L0301100-THY	1	4
ITEM NO. 3: DEFLECTION PLATE		
L2100200-FPP	1	2
L2100300-FPP	1	3
L2100400-FPP	1	4
ITEM NO. 5: SHIM (0-2 REQUIRED)		
L9901200-BRS	0-2	ANY DIGIT
ITEM NO. 7 & 8: PUMP HEAD SCREWS AND WASHERS KIT (CONTAINS BOLTS AND WASHERS)		
L3900200-000	1	2, 3 OR 4
ITEM NO. 9: SUCTION VALVE		
L3101TCG-FPP	1	ANY DIGIT
ITEM NO. 10: DISCHARGE VALVE		
L3201TCG-FPP	1	ANY DIGIT
ITEM NO. 11: BLEED VALVE		
NO BLEED VALVE		
ITEM NO. 12: FOOT VALVE/STRAINER		
J40179	1	ANY DIGIT
ITEM NO. 13: INJECTION VALVE		
J41944	1	ANY DIGIT
REPLACEMENT FUSES		
L9707300-000	1	E+ SERIES AND E SERIES PUMPS WITH FUSE HOLDER
L9711200-000	1	A+, C, C+ AND E SERIES PUMPS WITH PC BOARD MOUNTED FUSE
L9704700-000	1	SERIES E-DC PUMPS
L9700700-250	1	SERIES MP PUMP-CIRCUIT



There is a KOPkit (rebuild kit) available for your pump that includes items 1, 2, 5, 7, 8, 9, 10 and a bleed valve o-ring

The part number for the KOPkit can be found on your pump data label or you can determine the KOPkit part number from your pump model number by using the fourth, seventh, eighth, ninth and tenth positions for the model string

EXAMPLE:

Model	L	P	B	2	S	A	-	P	T	C	G	-	X	X	X
KOPkit Number				2				P	T	C	G				

= K2PTCG

PTC3 WET END PARTS

The following part numbers are the pump models with liquid end code PTC3 in the model
EXAMPLE: LPH7SA-PTC3-XXX

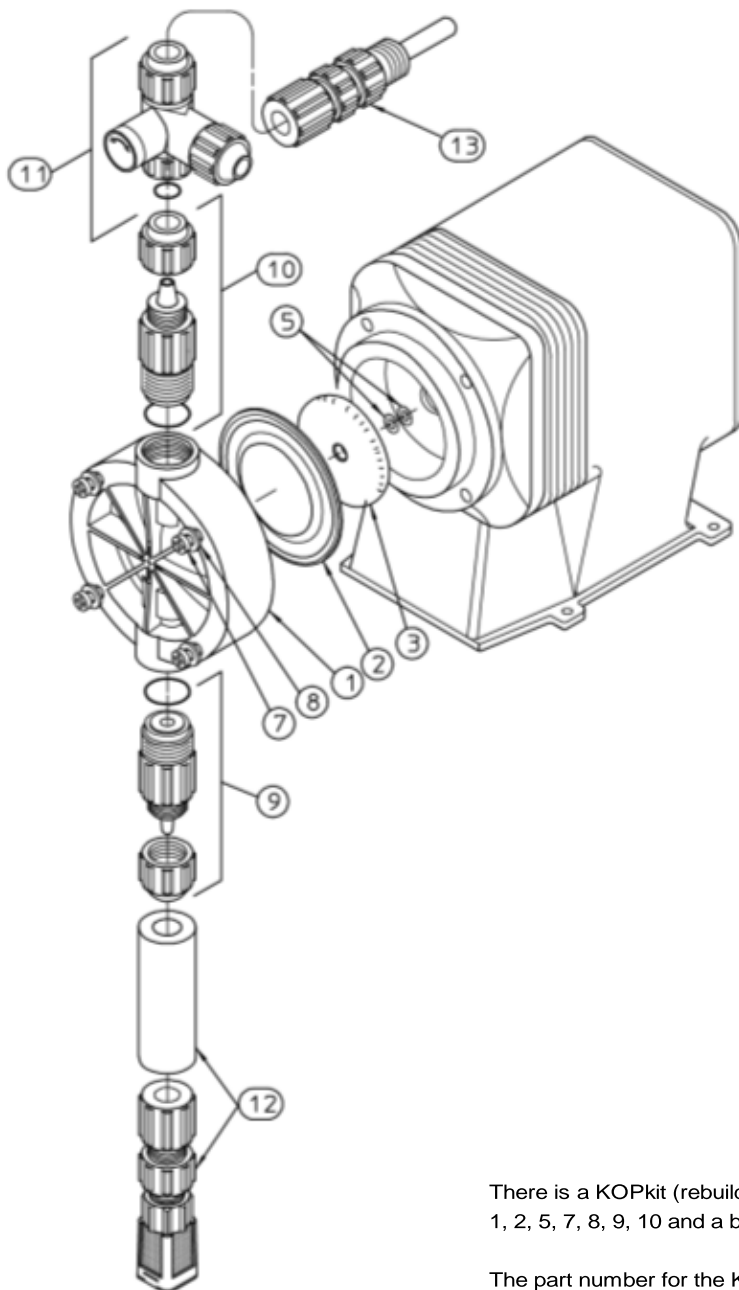
Use the fourth digit in the model number from your pump to identify the part numbers below

EXAMPLE MODEL:

Position	1	2	3	4	5	6	-	7	8	9	10	-	11	12	13
Model:	L	P	H	7	S	A	-	P	T	C	3	-	X	X	X

For example the pump head (ITEM #1) for this pump would be:

Part Number: L0200700-FPP



PART NUMBER	QTY	DIGIT IN POSITION NUMBER FOUR OF THE MODEL NUMBER
ITEM NO. 1: PUMP HEAD (FPP)		
L0200400-FPP	1	4
L0200500-FPP	1	5
L0200600-FPP	1	6
L0200700-FPP	1	7
ITEM NO. 2: DIAPHRAGM		
L0301100-THY	1	4
L0301200-THY	1	5
L0301300-THY	1	6
L0301400-THY	1	7
ITEM NO. 3: DEFLECTION PLATE		
L2100400-FPP	1	4
L2100500-FPP	1	5
L2100600-FPP	1	6
L2100700-FPP	1	7
ITEM NO. 5: SHIM (0-2 REQUIRED)		
L9901200-BRS	0-2	ANY DIGIT
ITEM NO. 7 & 8: PUMP HEAD SCREWS AND WASHERS KIT (CONTAINS BOLTS AND WASHERS)		
L3900200-000	1	4
L3900300-000	1	5, 6 OR 7
ITEM NO. 9: SUCTION VALVE		
L3101TC3-FPP	1	ANY DIGIT
ITEM NO. 10: DISCHARGE VALVE		
L3201TC3-FPP	1	ANY DIGIT
ITEM NO. 11: BLEED VALVE		
L3300T03-FPP	1	ANY DIGIT
ITEM NO. 12: FOOT VALVE/STRAINER		
J40212	1	ANY DIGIT
ITEM NO. 13: INJECTION VALVE		
J41872	1	ANY DIGIT
REPLACEMENT FUSES		
L9707300-000	1	E+ SERIES AND E SERIES PUMPS WITH FUSE HOLDER
L9711200-000	1	A+, C, C+ AND E SERIES PUMPS WITH PC BOARD MOUNTED FUSE
L9704700-000	1	SERIES E-DC PUMPS
L9700700-250	1	SERIES MP PUMP-CIRCUIT

There is a KOPkit (rebuild kit) available for your pump that includes items
1, 2, 5, 7, 8, 9, 10 and a bleed valve o-ring

The part number for the KOPkit can be found on your pump data label or
you can determine the KOPkit part number from your pump model number
by using the fourth, seventh, eighth, ninth and tenth positions for the model string

EXAMPLE:

Model	L	P	H	7	S	A	-	P	T	C	3	-	X	X	X
KOPkit Number				7				P	T	C	3				

= K7PTC3

PTCH WET END PARTS

The following part numbers are the pump models with liquid end code PTCH in the model
EXAMPLE: LPH7SA-PTCH-XXX

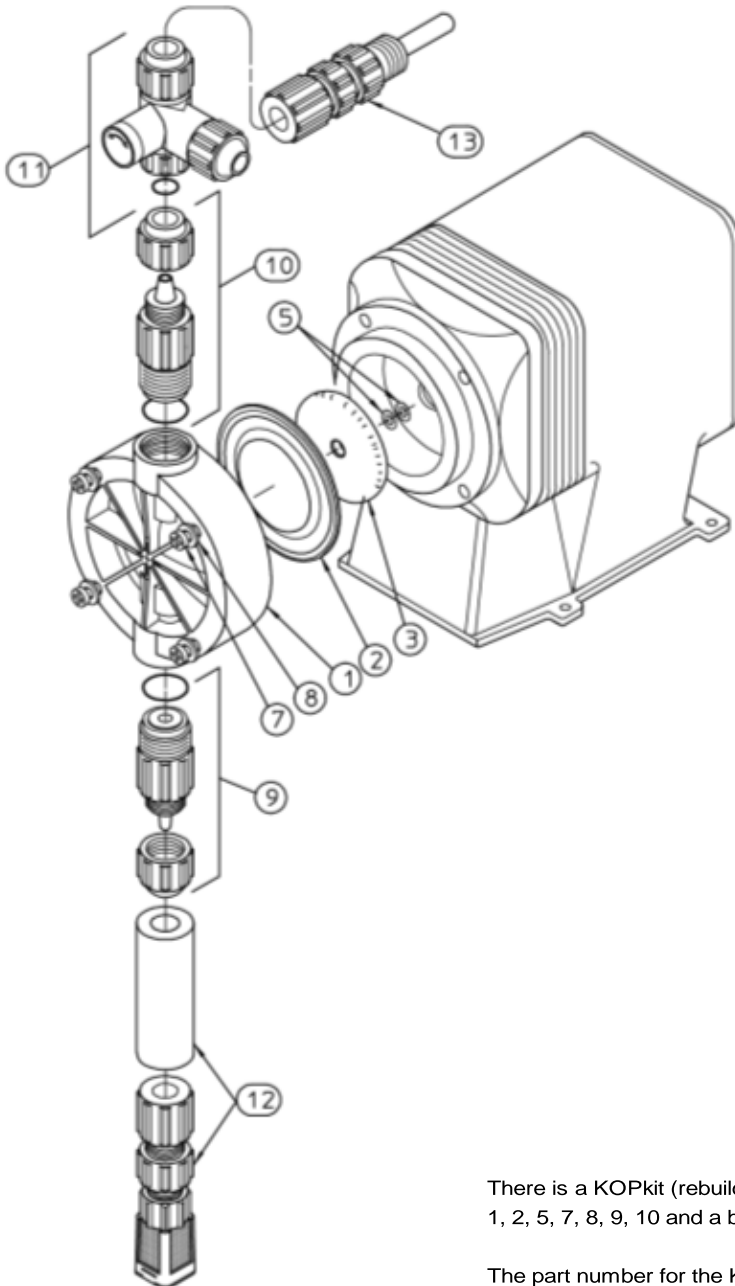
Use the fourth digit in the model number from your pump to identify the part numbers below

EXAMPLE MODEL:

Position	1	2	3	4	5	6	-	7	8	9	10	-	11	12	13
Model:	L	P	H	7	S	A	-	P	T	C	H	-	X	X	X

For example the pump head (ITEM #1) for this pump would be:

Part Number: L0200700-FPP



PART NUMBER	QTY	DIGIT IN POSITION NUMBER FOUR OF THE MODEL NUMBER
ITEM NO. 1: PUMP HEAD (FPP)		
L0200400-FPP	1	4
L0200500-FPP	1	5
L0200600-FPP	1	6
L0200700-FPP	1	7
ITEM NO. 2: DIAPHRAGM		
L0301100-THY	1	4
L0301200-THY	1	5
L0301300-THY	1	6
L0301400-THY	1	7
ITEM NO. 3: DEFLECTION PLATE		
L2100400-FPP	1	4
L2100500-FPP	1	5
L2100600-FPP	1	6
L2100700-FPP	1	7
ITEM NO. 5: SHIM (0-2 REQUIRED)		
L9901200-BRS	0-2	ANY DIGIT
ITEM NO. 7 & 8: PUMP HEAD SCREWS AND WASHERS KIT (CONTAINS BOLTS AND WASHERS)		
L3900200-000	1	4
L3900300-000	1	5, 6 OR 7
ITEM NO. 9: SUCTION VALVE		
L3101TCH-FPP	1	ANY DIGIT
ITEM NO. 10: DISCHARGE VALVE		
L3201TCH-FPP	1	ANY DIGIT
ITEM NO. 11: BLEED VALVE		
L3300T01-FPP	1	ANY DIGIT
ITEM NO. 12: FOOT VALVE/STRAINER		
J40211	1	ANY DIGIT
ITEM NO. 13: INJECTION VALVE		
J61098	1	ANY DIGIT
REPLACEMENT FUSES		
L9707300-000	1	E+ SERIES AND E SERIES PUMPS WITH FUSE HOLDER
L9711200-000	1	A+, C, C+ AND E SERIES PUMPS WITH PC BOARD MOUNTED FUSE
L9704700-000	1	SERIES E-DC PUMPS
L9700700-250	1	SERIES MP PUMP-CIRCUIT

There is a KOPkit (rebuild kit) available for your pump that includes items
1, 2, 5, 7, 8, 9, 10 and a bleed valve o-ring

The part number for the KOPkit can be found on your pump data label or
you can determine the KOPkit part number from your pump model number
by using the fourth, seventh, eighth, ninth and tenth positions for the model string

EXAMPLE:

Model	L	P	H	7	S	A	-	P	T	C	H	-	X	X	X
KOPkit Number				7				P	T	C	H				

= K7PTCH

PTCA WET END PARTS

The following part numbers are the pump models with liquid end code PTCA in the model
EXAMPLE: LB02SA-PTCA-XXX

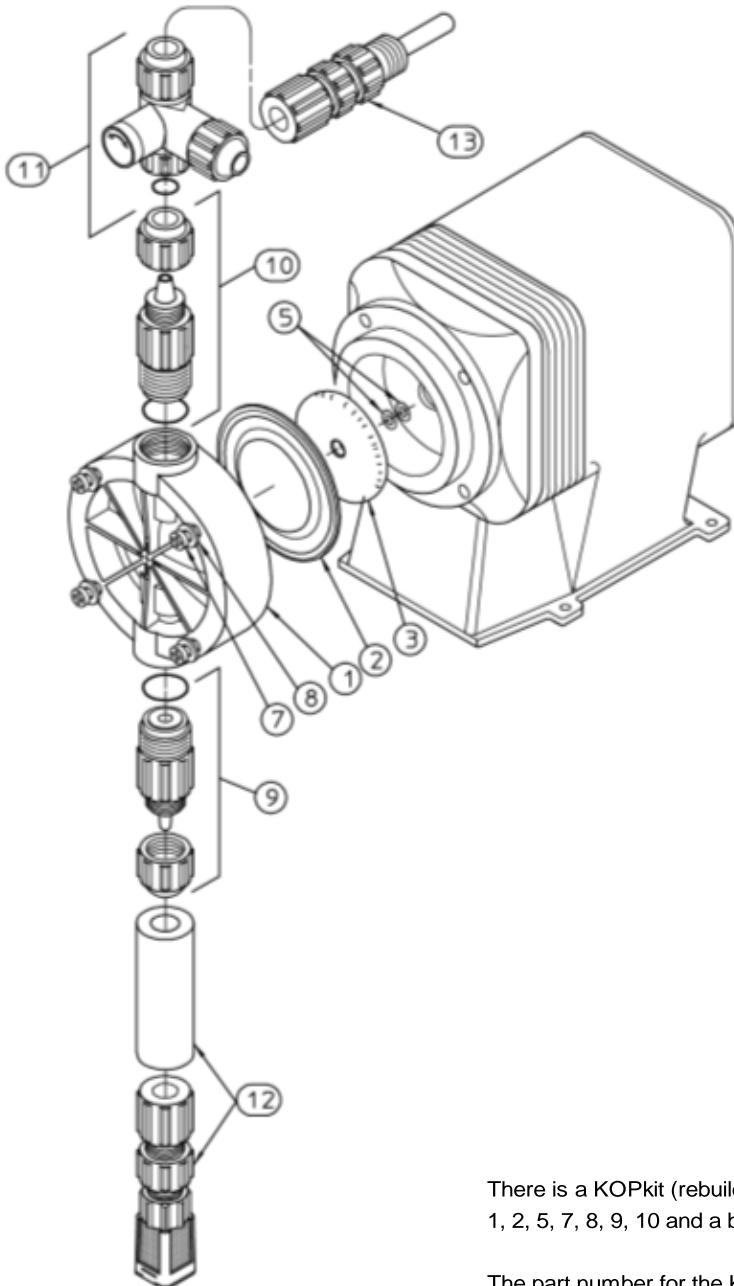
Use the fourth digit in the model number from your pump to identify the part numbers below

EXAMPLE MODEL:

Position	1	2	3	4	5	6	-	7	8	9	10	-	11	12	13
Model:	L	B	0	2	S	A	-	P	T	C	A	-	X	X	X

For example the pump head (ITEM #1) for this pump would be:

Part Number: L0200900-FPP



PART NUMBER	QTY	DIGIT IN POSITION NUMBER FOUR OF THE MODEL NUMBER
ITEM NO. 1: PUMP HEAD (FPP)		
L0200900-FPP	1	2
L0200300-FPP	1	3
L0200400-FPP	1	4
ITEM NO. 2: DIAPHRAGM		
L0300900-THY	1	2
L0301000-THY	1	3
L0301100-THY	1	4
ITEM NO. 3: DEFLECTION PLATE		
L2100200-FPP	1	2
L2100300-FPP	1	3
L2100400-FPP	1	4
ITEM NO. 5: SHIM (0-2 REQUIRED)		
L9901200-BRS	0-2	ANY DIGIT
ITEM NO. 7 & 8: PUMP HEAD SCREWS AND WASHERS KIT (CONTAINS BOLTS AND WASHERS)		
L3900200-000	1	2, 3 OR 4
ITEM NO. 9: SUCTION VALVE		
L3101TCA-FPP	1	ANY DIGIT
ITEM NO. 10: DISCHARGE VALVE		
L3201TCA-FPP	1	ANY DIGIT
ITEM NO. 11: BLEED VALVE		
L3300T03-FPP	1	ANY DIGIT
ITEM NO. 12: FOOT VALVE/STRAINER		
J40212	1	ANY DIGIT
ITEM NO. 13: INJECTION VALVE		
J41872	1	ANY DIGIT
REPLACEMENT FUSES		
L9707300-000	1	E+ SERIES AND E SERIES PUMPS WITH FUSE HOLDER
L9711200-000	1	A+, C, C+ AND E SERIES PUMPS WITH PC BOARD MOUNTED FUSE
L9704700-000	1	SERIES E-DC PUMPS
L9700700-250	1	SERIES MP PUMP-CIRCUIT

There is a KOPkit (rebuild kit) available for your pump that includes items 1, 2, 5, 7, 8, 9, 10 and a bleed valve o-ring

The part number for the KOPkit can be found on your pump data label or you can determine the KOPkit part number from your pump model number by using the fourth, seventh, eighth, ninth and tenth positions for the model string

EXAMPLE:

Model	L	B	0	2	S	A	-	P	T	C	A	-	X	X	X
KOPkit Number				2				P	T	C	A				

= K2PTCA

PTC4 WET END PARTS

The following part numbers are the pump models with liquid end code PTC4 in the model
EXAMPLE: LPH7SA-PTC4-XXX

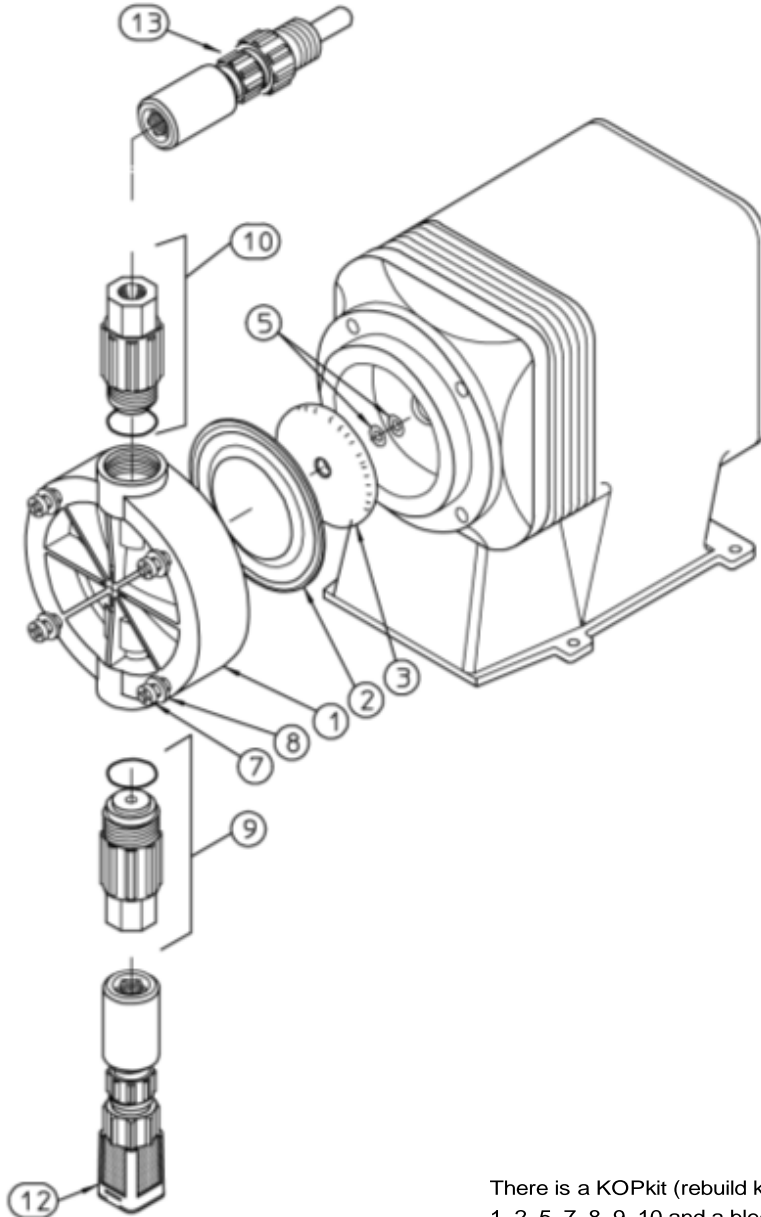
Use the fourth digit in the model number from your pump to identify the part numbers below

EXAMPLE MODEL:

Position	1	2	3	4	5	6	-	7	8	9	10	-	11	12	13
Model:	L	P	H	7	S	A	-	P	T	C	4	-	X	X	X

For example the pump head (ITEM #1) for this pump would be:

Part Number: L0200700-FPP



PART NUMBER	QTY	DIGIT IN POSITION NUMBER FOUR OF THE MODEL NUMBER
ITEM NO. 1: PUMP HEAD (FPP)		
L0200400-FPP	1	4
L0200500-FPP	1	5
L0200600-FPP	1	6
L0200700-FPP	1	7
ITEM NO. 2: DIAPHRAGM		
L0301100-THY	1	4
L0301200-THY	1	5
L0301300-THY	1	6
L0301400-THY	1	7
ITEM NO. 3: DEFLECTION PLATE		
L2100400-FPP	1	4
L2100500-FPP	1	5
L2100600-FPP	1	6
L2100700-FPP	1	7
ITEM NO. 5: SHIM (0-2 REQUIRED)		
L9901200-BRS	0-2	ANY DIGIT
ITEM NO. 7 & 8: PUMP HEAD SCREWS AND WASHERS KIT (CONTAINS BOLTS AND WASHERS)		
L3900200-000	1	2, 3 OR 4
L3900300-000	1	5, 6 OR 7
ITEM NO. 9: SUCTION VALVE		
L3101TC4-FPP	1	ANY DIGIT
ITEM NO. 10: DISCHARGE VALVE		
L3201TC4-FPP	1	ANY DIGIT
ITEM NO. 11: BLEED VALVE		
NO BLEED VALVE		
ITEM NO. 12: FOOT VALVE/STRAINER		
J40179	1	ANY DIGIT
ITEM NO. 13: INJECTION VALVE		
J41944	1	ANY DIGIT
REPLACEMENT FUSES		
L9707300-000	1	E+ SERIES AND E SERIES PUMPS WITH FUSE HOLDER
L9711200-000	1	A+, C, C+ AND E SERIES PUMPS WITH PC BOARD MOUNTED FUSE
L9704700-000	1	SERIES E-DC PUMPS
L9700700-250	1	SERIES MP PUMP-CIRCUIT

There is a KOPkit (rebuild kit) available for your pump that includes items 1, 2, 5, 7, 8, 9, 10 and a bleed valve o-ring

The part number for the KOPkit can be found on your pump data label or you can determine the KOPkit part number from your pump model number by using the fourth, seventh, eighth, ninth and tenth positions for the model string

EXAMPLE:

Model	L	P	H	7	S	A	-	P	T	C	4	-	X	X	X
KOPkit Number				7				P	T	C	4				

= K7PTC4

PTC5 WET END PARTS

The following part numbers are the pump models with liquid end code PTC5 in the model
EXAMPLE: LPH7SA-PTC5-XXX

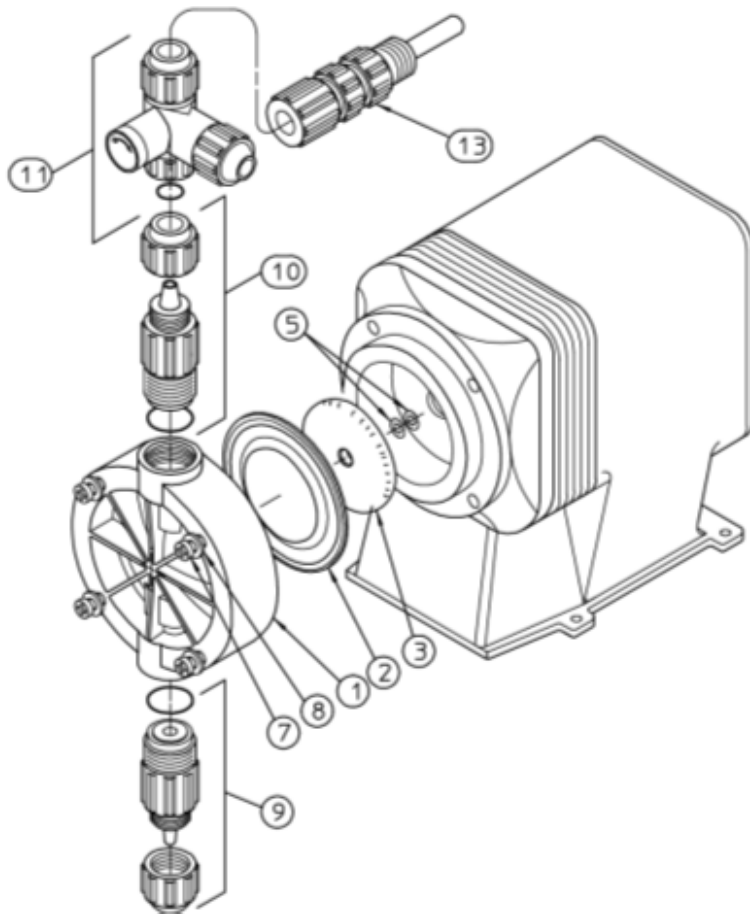
Use the fourth digit in the model number from your pump to identify the part numbers below

EXAMPLE MODEL:

Position	1	2	3	4	5	6	-	7	8	9	10	-	11	12	13
Model:	L	P	H	7	S	A	-	P	T	C	5	-	X	X	X

For example the pump head (ITEM #1) for this pump would be:

Part Number: L0200700-FPP



PART NUMBER	QTY	DIGIT IN POSITION NUMBER FOUR OF THE MODEL NUMBER
ITEM NO. 1: PUMP HEAD (FPP)		
L0200200-FPP	1	2
L0200300-FPP	1	3
L0200400-FPP	1	4
L0200500-FPP	1	5
L0200600-FPP	1	6
L0200700-FPP	1	7
ITEM NO. 2: DIAPHRAGM		
L0300900-THY	1	2
L0301000-THY	1	3
L0301100-THY	1	4
L0301200-THY	1	5
L0301300-THY	1	6
L0301400-THY	1	7
ITEM NO. 3: DEFLECTION PLATE		
L2100200-FPP	1	2
L2100300-FPP	1	3
L2100400-FPP	1	4
L2100500-FPP	1	5
L2100600-FPP	1	6
L2100700-FPP	1	7
ITEM NO. 5: SHIM (0-2 REQUIRED)		
L9901200-BRS	0-2	ANY DIGIT
ITEM NO. 7 & 8: PUMP HEAD SCREWS AND WASHERS KIT (CONTAINS BOLTS AND WASHERS)		
L3900200-000	1	2, 3 OR 4
L3900300-000	1	5, 6 OR 7
ITEM NO. 9: SUCTION VALVE		
L3101TC7-FPP	1	ANY DIGIT
ITEM NO. 10: DISCHARGE VALVE		
L3201TC5-FPP	1	ANY DIGIT
ITEM NO. 11: BLEED VALVE		
L3300T03-FPP	1	ANY DIGIT
ITEM NO. 12: FOOT VALVE/STRAINER		
NO FOOT VALVE		
ITEM NO. 13: INJECTION VALVE		
J41872	1	ANY DIGIT
REPLACEMENT FUSES		
L9707300-000	1	E+ SERIES AND E SERIES PUMPS WITH FUSE HOLDER
L9711200-000	1	A +, C, C+ AND E SERIES PUMPS WITH PC BOARD MOUNTED FUSE
L9704700-000	1	SERIES E-DC PUMPS
L9700700-250	1	SERIES MP PUMP-CIRCUIT

There is a KOPkit (rebuild kit) available for your pump that includes items 1, 2, 5, 7, 8, 9, 10 and a bleed valve o-ring

The part number for the KOPkit can be found on your pump data label or you can determine the KOPkit part number from your pump model number by using the fourth, seventh, eighth, ninth and tenth positions for the model string

EXAMPLE:

Model	L	P	H	7	S	A	-	P	T	C	5	-	X	X	X
KOPkit Number				7				P	T	C	5				

= K7PTC5

PTC7 WET END PARTS

The following part numbers are the pump models with liquid end code PTC7 in the model
EXAMPLE: LPA2MA-PTC7-XXX

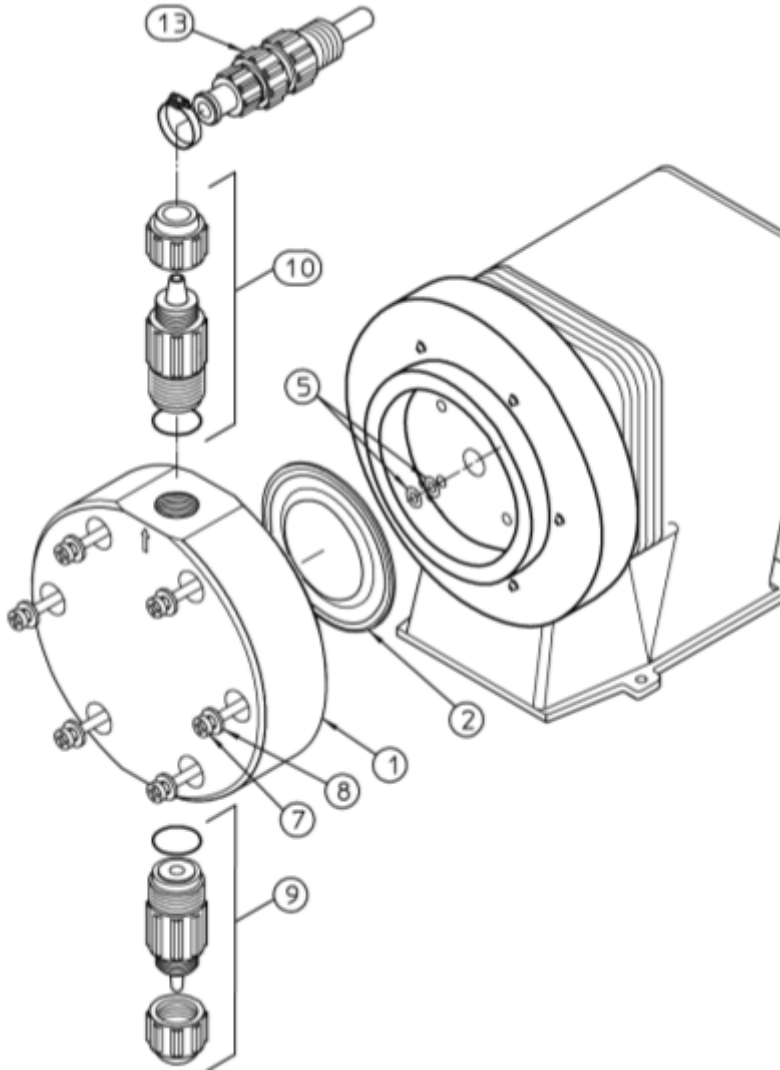
Use the fourth digit in the model number from your pump to identify the part numbers below

EXAMPLE MODEL:

Position	1	2	3	4	5	6	-	7	8	9	10	-	11	12	13
Model:	L	P	A	2	M	A	-	P	T	C	7	-	X	X	X

For example the pump head (ITEM #1) for this pump would be:

Part Number: L0200900-FPP



PART NUMBER	QTY	DIGIT IN POSITION NUMBER FOUR OF THE MODEL NUMBER
ITEM NO. 1: PUMP HEAD (FPP)		
L0200900-FPP	1	2
L0200400-FPP	1	4
L0200500-FPP	1	5
L0200600-FPP	1	6
L0200700-FPP	1	7
ITEM NO. 2: DIAPHRAGM		
L0300900-THY	1	2
L0301100-THY	1	4
L0301200-THY	1	5
L0301300-THY	1	6
L0301400-THY	1	7
ITEM NO. 3: DEFLECTION PLATE		
L2100200-FPP	1	2
L2100400-FPP	1	4
L2100500-FPP	1	5
L2100600-FPP	1	6
L2100700-FPP	1	7
ITEM NO. 5: SHIM (0-2 REQUIRED)		
L9901200-BRS	0-2	ANY DIGIT
ITEM NO. 7 & 8: PUMP HEAD SCREWS AND WASHERS KIT (CONTAINS BOLTS AND WASHERS)		
L3900200-000	1	2 OR 4
L3900300-000	1	5, 6 OR 7
ITEM NO. 9: SUCTION VALVE		
L3101TC7-FPP	1	ANY DIGIT
ITEM NO. 10: DISCHARGE VALVE		
L3201TC8-FPP	1	ANY DIGIT
ITEM NO. 11: BLEED VALVE		
NO BLEED VALVE		
ITEM NO. 12: FOOT VALVE/STRAINER		
NO FOOT VALVE		
ITEM NO. 13: INJECTION VALVE		
J41906	1	ANY DIGIT
REPLACEMENT FUSES		
L9707300-000	1	E+ SERIES AND E SERIES PUMPS WITH FUSE HOLDER
L9711200-000	1	A+, C, C+ AND E SERIES PUMPS WITH PC BOARD MOUNTED FUSE
L9704700-000	1	SERIES E-DC PUMPS
L9700700-250	1	SERIES MP PUMP-CIRCUIT

There is a KOPkit (rebuild kit) available for your pump that includes items 1, 2, 5, 7, 8, 9, 10 and a bleed valve o-ring

The part number for the KOPkit can be found on your pump data label or you can determine the KOPkit part number from your pump model number by using the fourth, seventh, eighth, ninth and tenth positions for the model string

EXAMPLE:

Model	L	P	A	2	M	A	-	P	T	C	7	-	X	X	X
KOPkit Number				2				P	T	C	7				

= K2PTC7

PTCB WET END PARTS

The following part numbers are the pump models with liquid end code PTCB in the model
EXAMPLE: LPH8SA-PTCB-XXX

Use the fourth digit in the model number from your pump to identify the part numbers below

EXAMPLE MODEL:

Position	1	2	3	4	5	6	-	7	8	9	10	-	11	12	13
Model:	L	P	H	8	S	A	-	P	T	C	B	-	X	X	X

For example the pump head (ITEM #1) for this pump would be:

Part Number: L0200800-PPL

PART NUMBER	QTY	DIGIT IN POSITION NUMBER FOUR OF THE MODEL NUMBER
ITEM NO. 1: PUMP HEAD (PPL)		
L0200800-PPL	1	8
ITEM NO. 2: DIAPHRAGM		
L0301600-THY	1	8
ITEM NO. 3: DEFLECTION PLATE		
NOT USED ON THESE MODELS		
ITEM NO. 5: SHIM (0-2 REQUIRED)		
L9901200-BRS	0-2	8
ITEM NO. 7 & 8: PUMP HEAD SCREWS AND WASHERS KIT (CONTAINS BOLTS AND WASHERS)		
L3900600-000	1	8
ITEM NO. 9: SUCTION VALVE		
L3101TCB-FPP	1	8
ITEM NO. 10: DISCHARGE VALVE		
L3201TCB-FPP	1	8
ITEM NO. 11: BLEED VALVE		
NO BLEED VALVE		
ITEM NO. 12: FOOT VALVE/STRAINER		
J60561	1	8
ITEM NO. 13: INJECTION VALVE		
J61480	1	8
REPLACEMENT FUSES		
L9707300-000	1	E+ SERIES AND E SERIES PUMPS WITH FUSE HOLDER
L9711200-000	1	A+, C, C+ AND E SERIES PUMPS WITH PC BOARD MOUNTED FUSE
L9704700-000	1	SERIES E-DC PUMPS
L9700700-250	1	SERIES MP PUMP-CIRCUIT

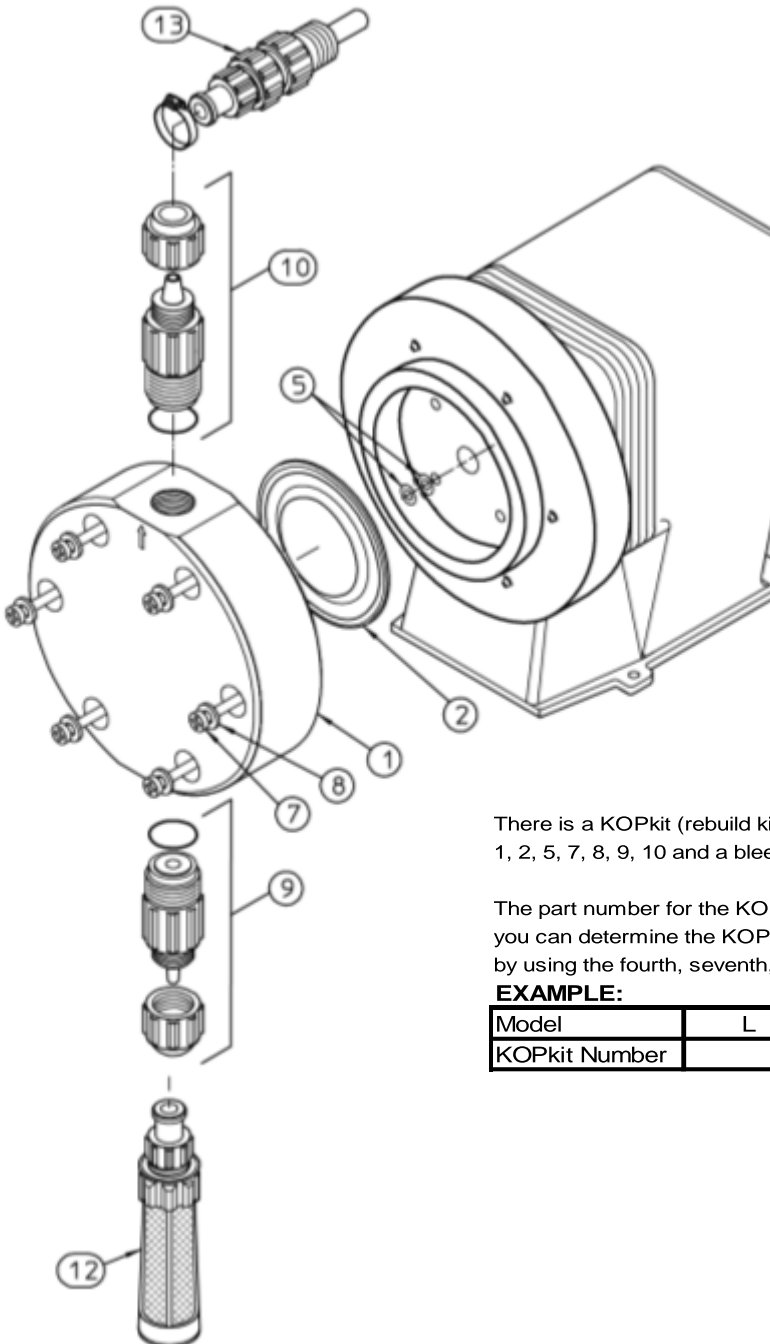
There is a KOPkit (rebuild kit) available for your pump that includes items 1, 2, 5, 7, 8, 9, 10 and a bleed valve o-ring

The part number for the KOPkit can be found on your pump data label or you can determine the KOPkit part number from your pump model number by using the fourth, seventh, eighth, ninth and tenth positions for the model string

EXAMPLE:

Model	L	P	H	8	S	A	-	P	T	C	B	-	X	X	X
KOPkit Number				8				P	T	C	B				

= K8PTCB



PTCC WET END PARTS

The following part numbers are the pump models with liquid end code PTCC in the model
EXAMPLE: LPH8SA-PTCC-XXX

Use the fourth digit in the model number from your pump to identify the part numbers below

EXAMPLE MODEL:

Position	1	2	3	4	5	6	-	7	8	9	10	-	11	12	13
Model:	L	P	H	8	S	A	-	P	T	C	C	-	X	X	X

For example the pump head (ITEM #1) for this pump would be:

Part Number: L0200800-PPL

PART NUMBER	QTY	DIGIT IN POSITION NUMBER FOUR OF THE MODEL NUMBER
ITEM NO. 1: PUMP HEAD (PPL)		
L0200800-PPL	1	8
ITEM NO. 2: DIAPHRAGM		
L0301600-THY	1	8
ITEM NO. 3: DEFLECTION PLATE		
NOT USED ON THESE MODELS		
ITEM NO. 5: SHIM (0-2 REQUIRED)		
L9901200-BRS	0-2	8
ITEM NO. 7 & 8: PUMP HEAD SCREWS AND WASHERS KIT (CONTAINS BOLTS AND WASHERS)		
L3900600-000	1	8
ITEM NO. 9: SUCTION VALVE		
L3101TCC-FPP	1	8
ITEM NO. 10: DISCHARGE VALVE		
L3201TCC-FPP	1	8
ITEM NO. 11: BLEED VALVE		
NO BLEED VALVE		
ITEM NO. 12: FOOT VALVE/STRAINER		
J60503	1	8
ITEM NO. 13: INJECTION VALVE		
J61571	1	8
REPLACEMENT FUSES		
L9707300-000	1	E+ SERIES AND E SERIES PUMPS WITH FUSE HOLDER
L9711200-000	1	A+, C, C+ AND E SERIES PUMPS WITH PC BOARD MOUNTED FUSE
L9704700-000	1	SERIES E-DC PUMPS
L9700700-250	1	SERIES MP PUMP-CIRCUIT

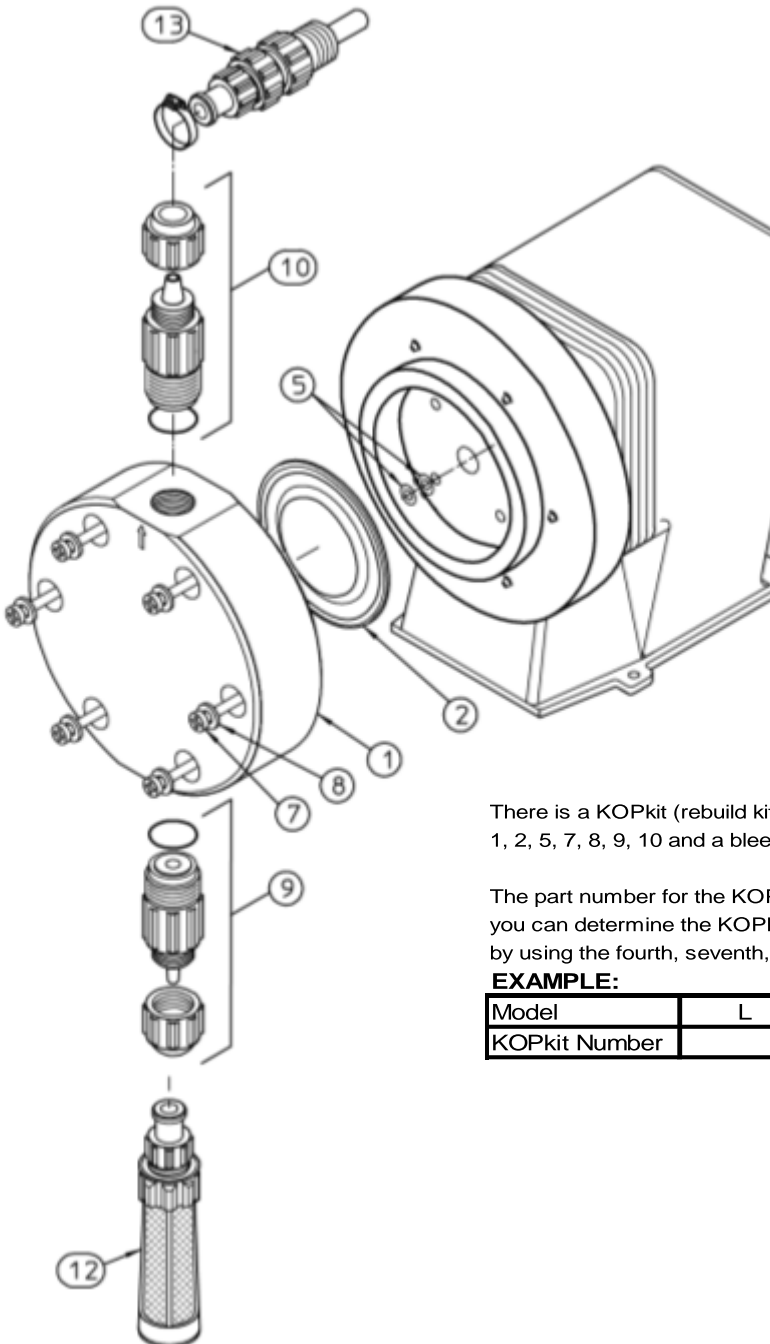
There is a KOPkit (rebuild kit) available for your pump that includes items 1, 2, 5, 7, 8, 9, 10 and a bleed valve o-ring

The part number for the KOPkit can be found on your pump data label or you can determine the KOPkit part number from your pump model number by using the fourth, seventh, eighth, ninth and tenth positions for the model string

EXAMPLE:

Model	L	P	H	8	S	A	-	P	T	C	C	-	X	X	X
KOPkit Number				8				P	T	C	C				

= K8PTCC



PTCZ WET END PARTS

The following part numbers are the pump models with liquid end code PTCZ in the model
EXAMPLE: LPB2SA-PTCZ-XXX

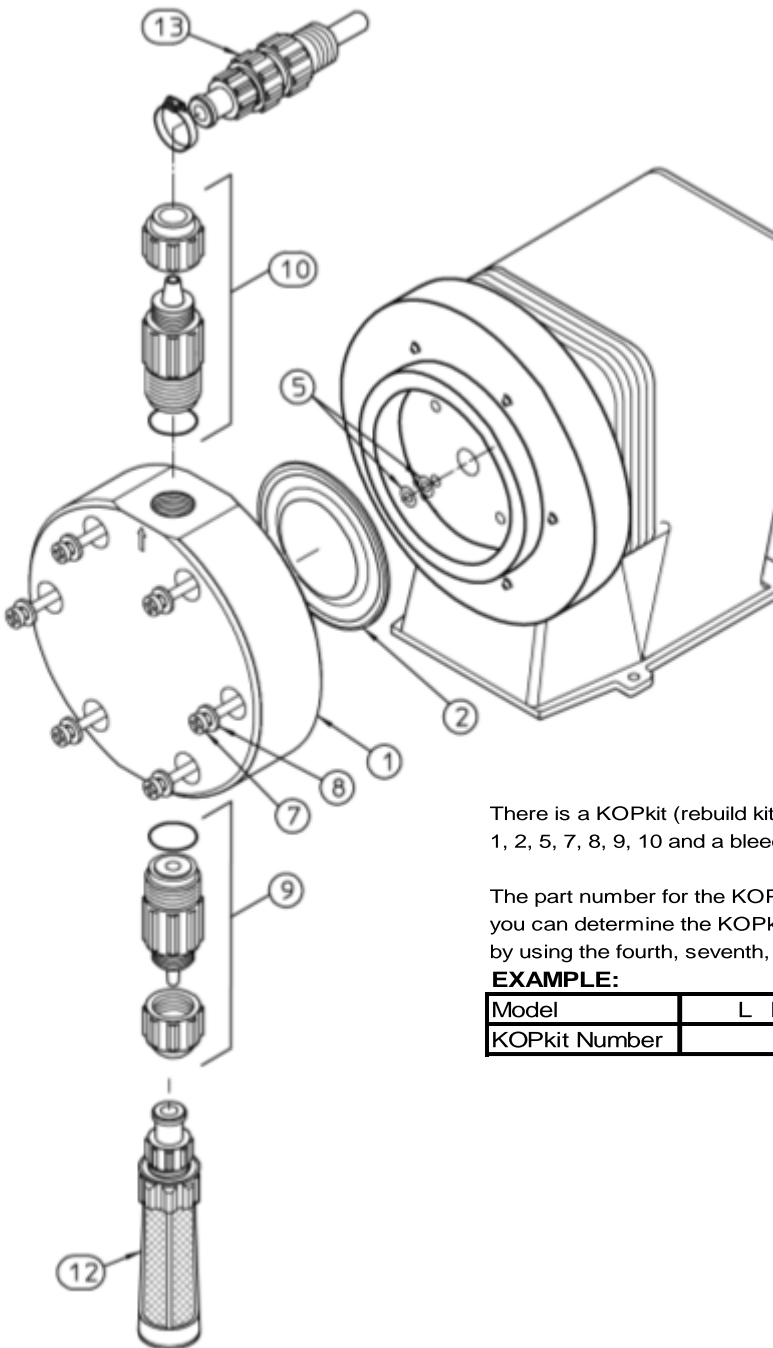
Use the fourth digit in the model number from your pump to identify the part numbers below

EXAMPLE MODEL:

Position	1	2	3	4	5	6	-	7	8	9	10	-	11	12	13
Model:	L	P	B	2	S	A	-	P	T	C	Z	-	X	X	X

For example the pump head (ITEM #1) for this pump would be:

Part Number: L0200900-FPP



PART NUMBER	QTY	DIGIT IN POSITION NUMBER FOUR OF THE MODEL NUMBER
ITEM NO. 1: PUMP HEAD (FPP)		
L0200900-FPP	1	2
ITEM NO. 2: DIAPHRAGM		
L0300900-THY	1	2
ITEM NO. 3: DEFLECTION PLATE		
L2100200-FPP	1	2
ITEM NO. 5: SHIM (0-2 REQUIRED)		
L9901200-BRS	0-2	ANY DIGIT
ITEM NO. 7 & 8: PUMP HEAD SCREWS AND WASHERS KIT (CONTAINS BOLTS AND WASHERS)		
L3900200-000	1	2
ITEM NO. 9: SUCTION VALVE		
L3120050-045	1	2
ITEM NO. 10: DISCHARGE VALVE		
L3220050-045	1	2
ITEM NO. 11: BLEED VALVE		
NONE		2
ITEM NO. 12: FOOT VALVE/STRAINER		
J40179	1	2
ITEM NO. 13: INJECTION VALVE		
J41944	1	2
REPLACEMENT FUSES		
L9707300-000	1	E+ SERIES AND E SERIES PUMPS WITH FUSE HOLDER
L9711200-000	1	A+, C, C+ AND E SERIES PUMPS WITH PC BOARD MOUNTED FUSE
L9704700-000	1	SERIES E-DC PUMPS
L9700700-250	1	SERIES MP PUMP-CIRCUIT

There is a KOPkit (rebuild kit) available for your pump that includes items 1, 2, 5, 7, 8, 9, 10 and a bleed valve o-ring

The part number for the KOPkit can be found on your pump data label or you can determine the KOPkit part number from your pump model number by using the fourth, seventh, eighth, ninth and tenth positions for the model string

EXAMPLE:

Model	L	P	B	2	S	A	-	P	T	C	Z	-	X	X	X
KOPkit Number				2				P	T	C	Z				

= K2PTCZ

PTH1 WET END PARTS

The following part numbers are the pump models with liquid end code PTH1 in the model
EXAMPLE: LPB2SA-PTH1-XXX

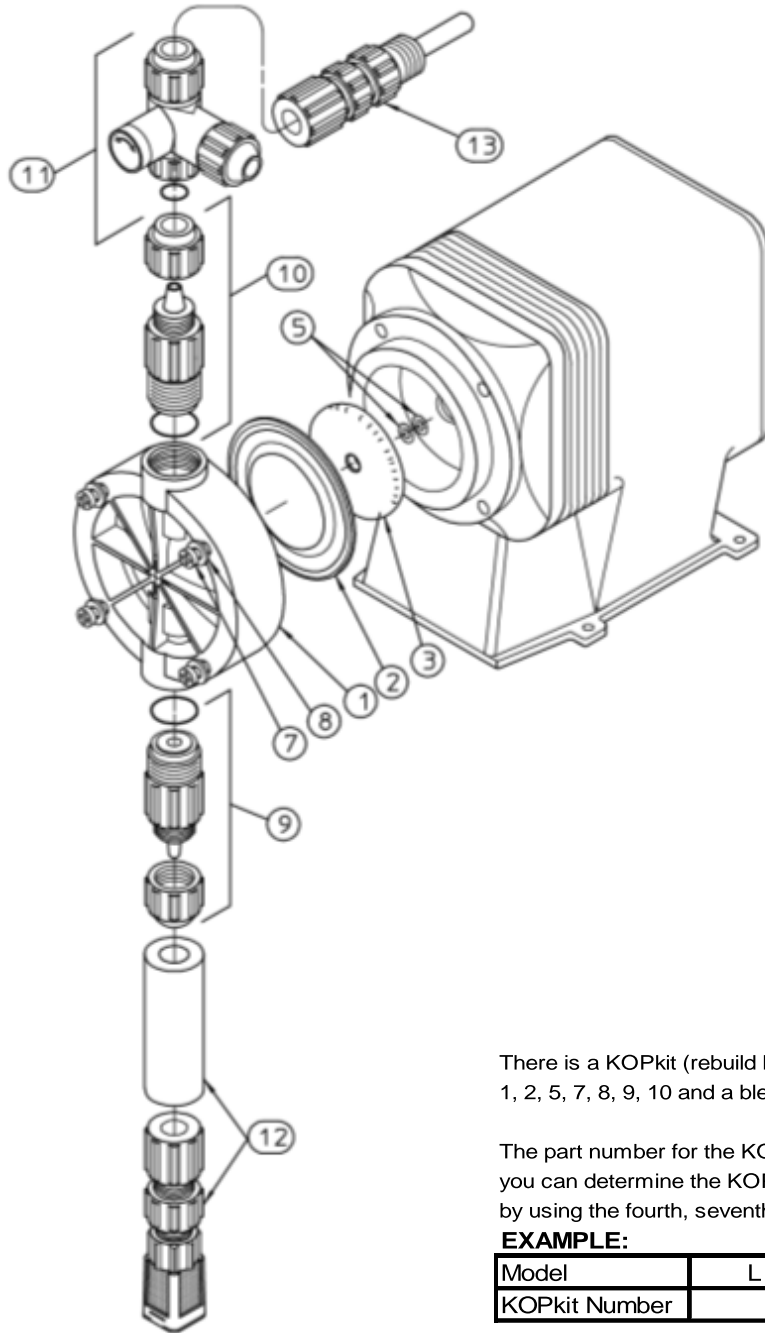
Use the fourth digit in the model number from your pump to identify the part numbers below

EXAMPLE MODEL:

Position	1	2	3	4	5	6	-	7	8	9	10	-	11	12	13
Model:	L	P	B	2	S	A	-	P	T	H	1	-	X	X	X

For example the pump head (ITEM #1) for this pump would be:

Part Number: L0200900-FPP



PART NUMBER	QTY	DIGIT IN POSITION NUMBER FOUR OF THE MODEL NUMBER
ITEM NO. 1: PUMP HEAD (FPP)		
L0200900-FPP	1	2
L0200300-FPP	1	3
L0200400-FPP	1	4
ITEM NO. 2: DIAPHRAGM		
L0300900-THY	1	2
L0301000-THY	1	3
L0301100-THY	1	4
ITEM NO. 3: DEFLECTION PLATE		
L2100200-FPP	1	2
L2100300-FPP	1	3
L2100400-FPP	1	4
ITEM NO. 5: SHIM (0-2 REQUIRED)		
L9901200-BRS	0-2	ANY DIGIT
ITEM NO. 7 & 8: PUMP HEAD SCREWS AND WASHERS KIT (CONTAINS BOLTS AND WASHERS)		
L3900200-000	1	2, 3 OR 4
ITEM NO. 9: SUCTION VALVE		
L3101TH1-FPP	1	ANY DIGIT
ITEM NO. 10: DISCHARGE VALVE		
L3201TH1-FPP	1	ANY DIGIT
ITEM NO. 11: BLEED VALVE		
L3300T01-FPP	1	ANY DIGIT
ITEM NO. 12: FOOT VALVE/STRAINER		
J40182	1	ANY DIGIT
ITEM NO. 13: INJECTION VALVE		
J41899	1	ANY DIGIT
REPLACEMENT FUSES		
L9707300-000	1	E+ SERIES AND E SERIES PUMPS WITH FUSE HOLDER
L9711200-000	1	A+, C, C+ AND E SERIES PUMPS WITH PC BOARD MOUNTED FUSE
L9704700-000	1	SERIES E-DC PUMPS
L9700700-250	1	SERIES MP PUMP-CIRCUIT

There is a KOPkit (rebuild kit) available for your pump that includes items 1, 2, 5, 7, 8, 9, 10 and a bleed valve o-ring

The part number for the KOPkit can be found on your pump data label or you can determine the KOPkit part number from your pump model number by using the fourth, seventh, eighth, ninth and tenth positions for the model string

EXAMPLE:

Model	L	P	B	2	S	A	-	P	T	H	1	-	X	X	X
KOPkit Number				2				P	T	H	1				

= K2PTH1

PTHD WET END PARTS

The following part numbers are the pump models with liquid end code PTHD in the model
EXAMPLE: LPA2SA-PTHD-XXX

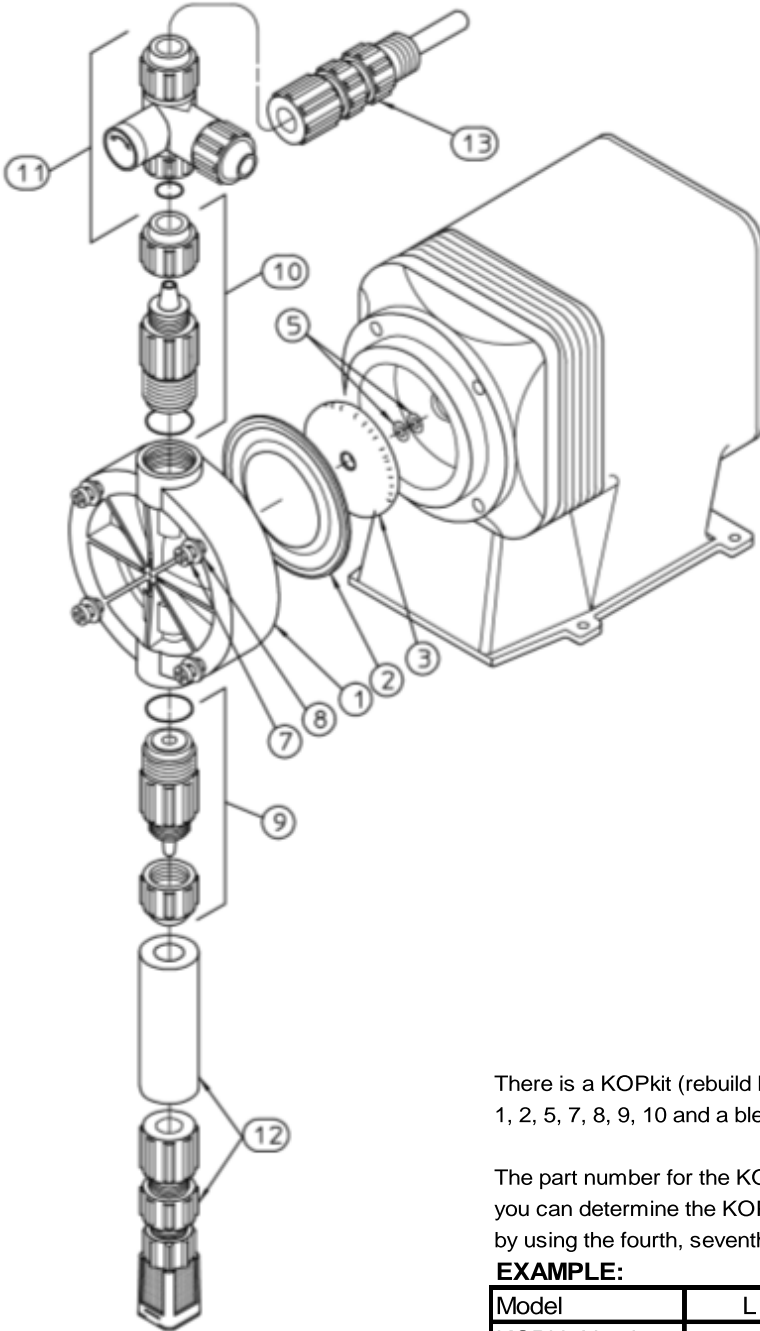
Use the fourth digit in the model number from your pump to identify the part numbers below

EXAMPLE MODEL:

Position	1	2	3	4	5	6	-	7	8	9	10	-	11	12	13
Model:	L	P	A	2	S	A	-	P	T	H	D	-	X	X	X

For example the pump head (ITEM #1) for this pump would be:

Part Number: L0200900-FPP



PART NUMBER	QTY	DIGIT IN POSITION NUMBER FOUR OF THE MODEL NUMBER
ITEM NO. 1: PUMP HEAD (FPP)		
L0200900-FPP	1	2
L0200300-FPP	1	3
ITEM NO. 2: DIAPHRAGM		
L0300900-THY	1	2
L0301000-THY	1	3
ITEM NO. 3: DEFLECTION PLATE		
L2100200-FPP	1	2
L2100300-FPP	1	3
ITEM NO. 5: SHIM (0-2 REQUIRED)		
L9901200-BRS	0-2	ANY DIGIT
ITEM NO. 7 & 8: PUMP HEAD SCREWS AND WASHERS KIT (CONTAINS BOLTS AND WASHERS)		
L3900200-000	1	2 OR 3
ITEM NO. 9: SUCTION VALVE		
L3101THD-FPP	1	ANY DIGIT
ITEM NO. 10: DISCHARGE VALVE		
L3201THD-FPP	1	ANY DIGIT
ITEM NO. 11: BLEED VALVE		
L3300T01-FPP	1	ANY DIGIT
ITEM NO. 12: FOOT VALVE/STRAINER		
J40182	1	ANY DIGIT
ITEM NO. 13: INJECTION VALVE		
J41899	1	ANY DIGIT
REPLACEMENT FUSES		
L9707300-000	1	E+ SERIES AND E SERIES PUMPS WITH FUSE HOLDER
L9711200-000	1	A+, C, C+ AND E SERIES PUMPS WITH PC BOARD MOUNTED FUSE
L9704700-000	1	SERIES E-DC PUMPS
L9700700-250	1	SERIES MP PUMP-CIRCUIT

There is a KOPkit (rebuild kit) available for your pump that includes items 1, 2, 5, 7, 8, 9, 10 and a bleed valve o-ring

The part number for the KOPkit can be found on your pump data label or you can determine the KOPkit part number from your pump model number by using the fourth, seventh, eighth, ninth and tenth positions for the model string

EXAMPLE:

Model	L	P	A	2	S	A	-	P	T	H	D	-	X	X	X
KOPkit Number				2				P	T	H	D				

= K2PTHD

PTCJ WET END PARTS

The following part numbers are the pump models with liquid end code PTCJ in the model
EXAMPLE: LB02SA-PTCJ-XXX

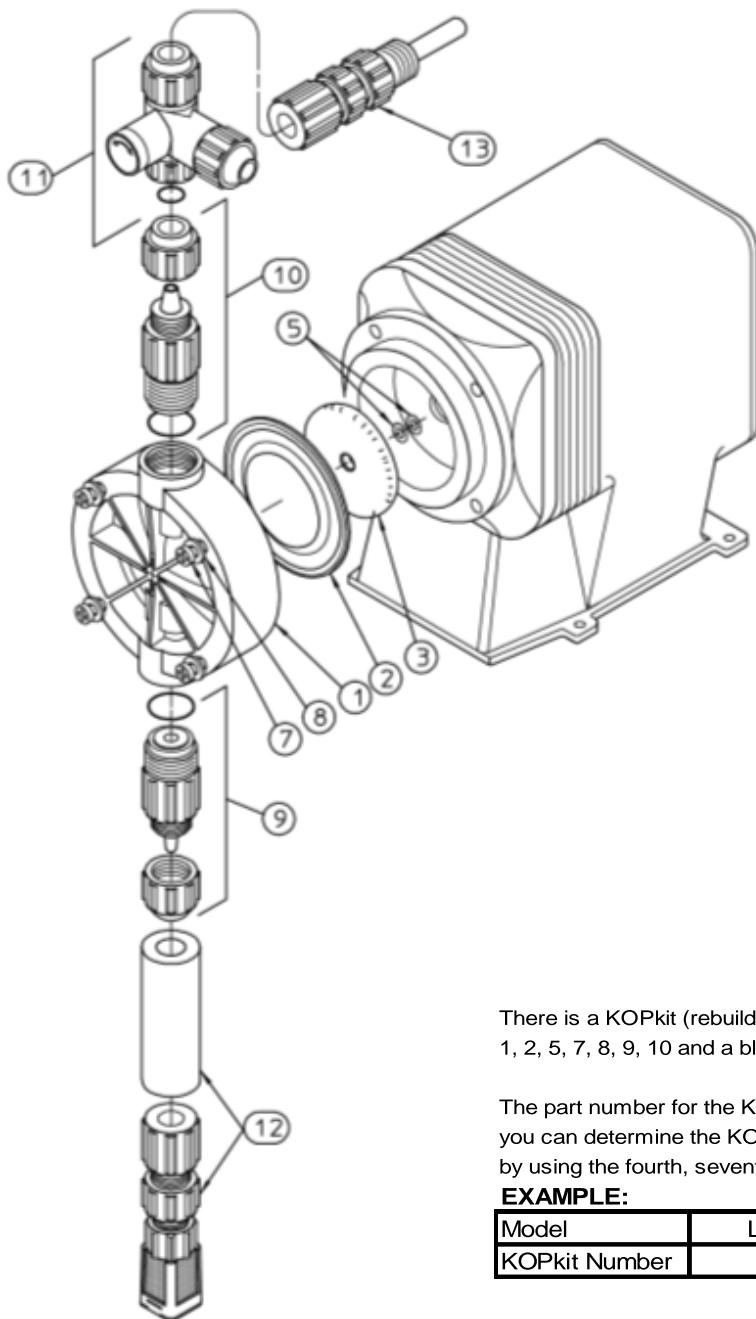
Use the fourth digit in the model number from your pump to identify the part numbers below

EXAMPLE MODEL:

Position	1	2	3	4	5	6	-	7	8	9	10	-	11	12	13
Model:	L	B	0	2	S	A	-	P	T	C	J	-	X	X	X

For example the pump head (ITEM #1) for this pump would be:

Part Number: L0200900-FPP



PART NUMBER	QTY	DIGIT IN POSITION NUMBER FOUR OF THE MODEL NUMBER
ITEM NO. 1: PUMP HEAD (PVD)		
L0200900-FPP	1	2
L0201000-FPP	1	3
ITEM NO. 2: DIAPHRAGM		
L0300900-THY	1	2
L0301000-THY	1	3
ITEM NO. 3: DEFLECTION PLATE		
L2100200-FPP	1	2
L2100300-FPP	1	3
ITEM NO. 5: SHIM (0-2 REQUIRED)		
L9901200-BRS	0-2	ANY DIGIT
ITEM NO. 7 & 8: PUMP HEAD SCREWS AND WASHERS KIT (CONTAINS BOLTS AND WASHERS)		
L3900200-000	1	2 OR 3
ITEM NO. 9: SUCTION VALVE		
L3101TCJ-FPP	1	ANY DIGIT
ITEM NO. 10: DISCHARGE VALVE		
L3201TCJ-FPP	1	ANY DIGIT
ITEM NO. 11: BLEED VALVE		
L3300T0J-FPP	1	ANY DIGIT
ITEM NO. 12: FOOT VALVE/STRAINER		
J40211	1	ANY DIGIT
ITEM NO. 13: INJECTION VALVE		
J61098	1	ANY DIGIT
REPLACEMENT FUSES		
L9707300-000	1	E+ SERIES AND E SERIES PUMPS WITH FUSE HOLDER
L9711200-000	1	A+, C, C+ AND E SERIES PUMPS WITH PC BOARD MOUNTED FUSE
L9704700-000	1	SERIES E-DC PUMPS
L9700700-250	1	SERIES MP PUMP-CIRCUIT

There is a KOPkit (rebuild kit) available for your pump that includes items
1, 2, 5, 7, 8, 9, 10 and a bleed valve o-ring

The part number for the KOPkit can be found on your pump data label or
you can determine the KOPkit part number from your pump model number
by using the fourth, seventh, eighth, ninth and tenth positions for the model string

EXAMPLE:

Model	L	B	0	2	S	A	-	P	T	C	J	-	X	X	X
KOPkit Number				2				P	T	C	J				

= K2PTCJ

PTS1 WET END PARTS

The following part numbers are the pump models with liquid end code PTS1 in the model
EXAMPLE: LPE4SA-PTS1-XXX

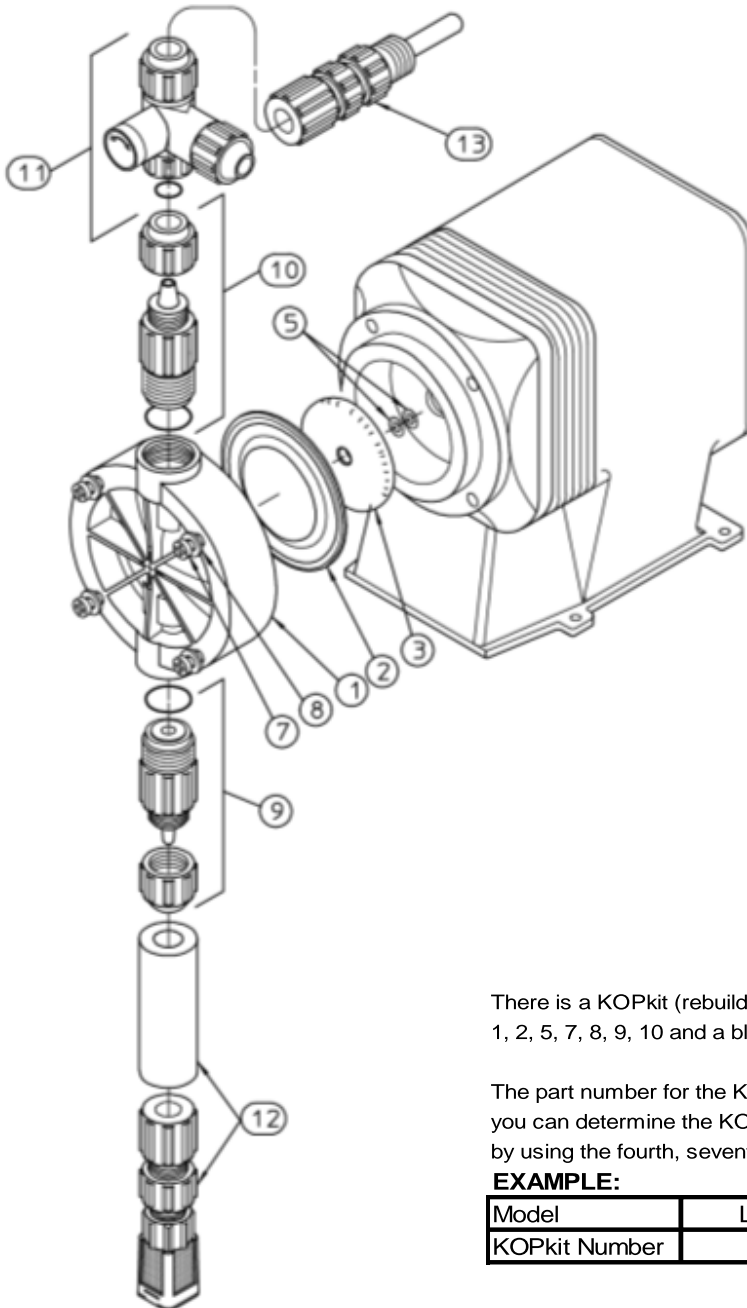
Use the fourth digit in the model number from your pump to identify the part numbers below

EXAMPLE MODEL:

Position	1	2	3	4	5	6	-	7	8	9	10	-	11	12	13
Model:	L	P	E	4	S	A	-	P	T	S	1	-	X	X	X

For example the pump head (ITEM #1) for this pump would be:

Part Number: L0200400-FPP



PART NUMBER	QTY	DIGIT IN POSITION NUMBER FOUR OF THE MODEL NUMBER
ITEM NO. 1: PUMP HEAD (FPP)		
L0200400-FPP	1	4
ITEM NO. 2: DIAPHRAGM		
L0301100-THY	1	4
ITEM NO. 3: DEFLECTION PLATE		
L2100400-FPP	1	4
ITEM NO. 5: SHIM (0-2 REQUIRED)		
L9901200-BRS	0-2	ANY DIGIT
ITEM NO. 7 & 8: PUMP HEAD SCREWS AND WASHERS KIT (CONTAINS BOLTS AND WASHERS)		
L3900200-000	1	4
ITEM NO. 9: SUCTION VALVE		
L3101TS1-FPP	1	ANY DIGIT
ITEM NO. 10: DISCHARGE VALVE		
L3201TS1-FPP	1	ANY DIGIT
ITEM NO. 11: BLEED VALVE		
L3300T01-FPP	1	ANY DIGIT
ITEM NO. 12: FOOT VALVE/STRAINER		
J40170	1	ANY DIGIT
ITEM NO. 13: INJECTION VALVE		
J41878	1	ANY DIGIT
REPLACEMENT FUSES		
L9707300-000	1	E+ SERIES AND E SERIES PUMPS WITH FUSE HOLDER
L9711200-000	1	A+, C, C+ AND E SERIES PUMPS WITH PC BOARD MOUNTED FUSE
L9704700-000	1	SERIES E-DC PUMPS
L9700700-250	1	SERIES MP PUMP-CIRCUIT

There is a KOPkit (rebuild kit) available for your pump that includes items 1, 2, 5, 7, 8, 9, 10 and a bleed valve o-ring

The part number for the KOPkit can be found on your pump data label or you can determine the KOPkit part number from your pump model number by using the fourth, seventh, eighth, ninth and tenth positions for the model string

EXAMPLE:

Model	L	P	E	4	S	A	-	P	T	S	1	-	X	X	X
KOPkit Number				4				P	T	S	1				

= K4PTS1

PTS3 WET END PARTS

The following part numbers are the pump models with liquid end code PTS3 in the model
EXAMPLE: LPH4SA-PTS3-XXX

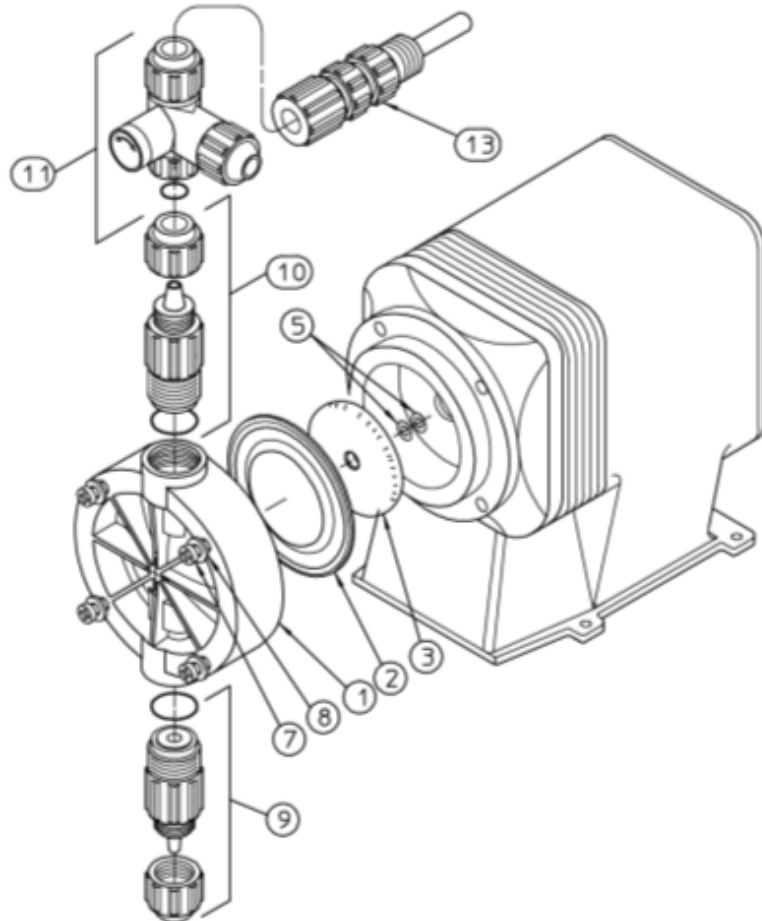
Use the fourth digit in the model number from your pump to identify the part numbers below

EXAMPLE MODEL:

Position	1	2	3	4	5	6	-	7	8	9	10	-	11	12	13
Model:	L	P	H	4	S	A	-	P	T	S	3	-	X	X	X

For example the pump head (ITEM #1) for this pump would be:

Part Number: L0200400-FPP



PART NUMBER	QTY	DIGIT IN POSITION NUMBER FOUR OF THE MODEL NUMBER
ITEM NO. 1: PUMP HEAD (FPP)		
L0200400-FPP	1	4
L0200500-FPP	1	5
L0200600-FPP	1	6
L0200700-FPP	1	7
ITEM NO. 2: DIAPHRAGM		
L0301100-THY	1	4
L0301200-THY	1	5
L0301300-THY	1	6
L0301400-THY	1	7
ITEM NO. 3: DEFLECTION PLATE		
L2100400-FPP	1	4
L2100500-FPP	1	5
L2100600-FPP	1	6
L2100700-FPP	1	7
ITEM NO. 5: SHIM (0-2 REQUIRED)		
L9901200-BRS	0-2	ANY DIGIT
ITEM NO. 7 & 8: PUMP HEAD SCREWS AND WASHERS KIT (CONTAINS BOLTS AND WASHERS)		
L3900200-000	1	4
L3900300-000	1	5, 6 OR 7
ITEM NO. 9: SUCTION VALVE		
L3101TS3-FPP	1	ANY DIGIT
ITEM NO. 10: DISCHARGE VALVE		
L3201TS3-FPP	1	ANY DIGIT
ITEM NO. 11: BLEED VALVE		
L3300T03-FPP	1	ANY DIGIT
ITEM NO. 12: FOOT VALVE/STRAINER		
J40175	1	ANY DIGIT
ITEM NO. 13: INJECTION VALVE		
J41879	1	ANY DIGIT
REPLACEMENT FUSES		
L9707300-000	1	E+ SERIES AND E SERIES PUMPS WITH FUSE HOLDER
L9711200-000	1	A+, C, C+ AND E SERIES PUMPS WITH PC BOARD MOUNTED FUSE
L9704700-000	1	SERIES E-DC PUMPS
L9700700-250	1	SERIES MP PUMP-CIRCUIT

There is a KOPkit (rebuild kit) available for your pump that includes items 1, 2, 5, 7, 8, 9, 10 and a bleed valve o-ring

The part number for the KOPkit can be found on your pump data label or you can determine the KOPkit part number from your pump model number by using the fourth, seventh, eighth, ninth and tenth positions for the model string

EXAMPLE:

Model	L	P	H	4	S	A	-	P	T	S	3	-	X	X	X
KOPkit Number				4				P	T	S	3				

= K4PTS3

PTSE WET END PARTS

The following part numbers are the pump models with liquid end code PTSE in the model
EXAMPLE: LPB4SA-PTSE-XXX

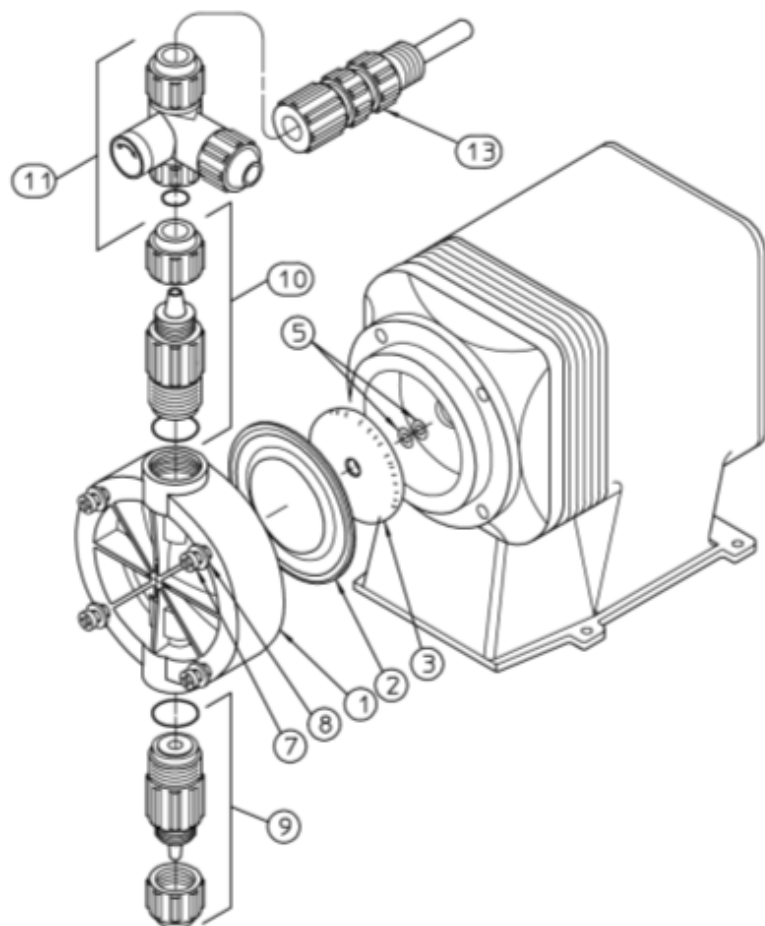
Use the fourth digit in the model number from your pump to identify the part numbers below

EXAMPLE MODEL:

Position	1	2	3	4	5	6	-	7	8	9	10	-	11	12	13
Model:	L	P	B	4	S	A	-	P	T	S	E	-	X	X	X

For example the pump head (ITEM #1) for this pump would be:

Part Number: L0200400-FPP



There is a KOPkit (rebuild kit) available for your pump that includes items 1, 2, 5, 7, 8, 9, 10 and a bleed valve o-ring

The part number for the KOPkit can be found on your pump data label or you can determine the KOPkit part number from your pump model number by using the fourth, seventh, eighth, ninth and tenth positions for the model string

EXAMPLE:

Model	L	P	B	4	S	A	-	P	T	S	E	-	X	X	X
KOPkit Number				4				P	T	S	E				

= K4PTSE

PART NUMBER	QTY	DIGIT IN POSITION NUMBER FOUR OF THE MODEL NUMBER
ITEM NO. 1: PUMP HEAD (FPP)		
L0200900-FPP	1	2
L0200300-FPP	1	3
L0200400-FPP	1	4
ITEM NO. 2: DIAPHRAGM		
L0300900-THY	1	2
L0301000-THY	1	3
L0301100-THY	1	4
ITEM NO. 3: DEFLECTION PLATE		
L2100200-FPP	1	2
L2100300-FPP	1	3
L2100400-FPP	1	4
ITEM NO. 5: SHIM (0-2 REQUIRED)		
L9901200-BRS	0-2	ANY DIGIT
ITEM NO. 7 & 8: PUMP HEAD SCREWS AND WASHERS KIT (CONTAINS BOLTS AND WASHERS)		
L3900200-000	1	2, 3 OR 4
ITEM NO. 9: SUCTION VALVE		
L3101TSE-FPP	1	ANY DIGIT
ITEM NO. 10: DISCHARGE VALVE		
L3201TSE-FPP	1	ANY DIGIT
ITEM NO. 11: BLEED VALVE		
L3300T03-FPP	1	ANY DIGIT
ITEM NO. 12: FOOT VALVE/STRAINER		
J40175	1	ANY DIGIT
ITEM NO. 13: INJECTION VALVE		
J41879	1	ANY DIGIT
REPLACEMENT FUSES		
L9707300-000	1	E+ SERIES AND E SERIES PUMPS WITH FUSE HOLDER
L9711200-000	1	A+, C, C+ AND E SERIES PUMPS WITH PC BOARD MOUNTED FUSE
L9704700-000	1	SERIES E-DC PUMPS
L9700700-250	1	SERIES MP PUMP-CIRCUIT

PTS5 WET END PARTS

The following part numbers are the pump models with liquid end code PTS5 in the model
EXAMPLE: LB02SA-PTS5-XXX

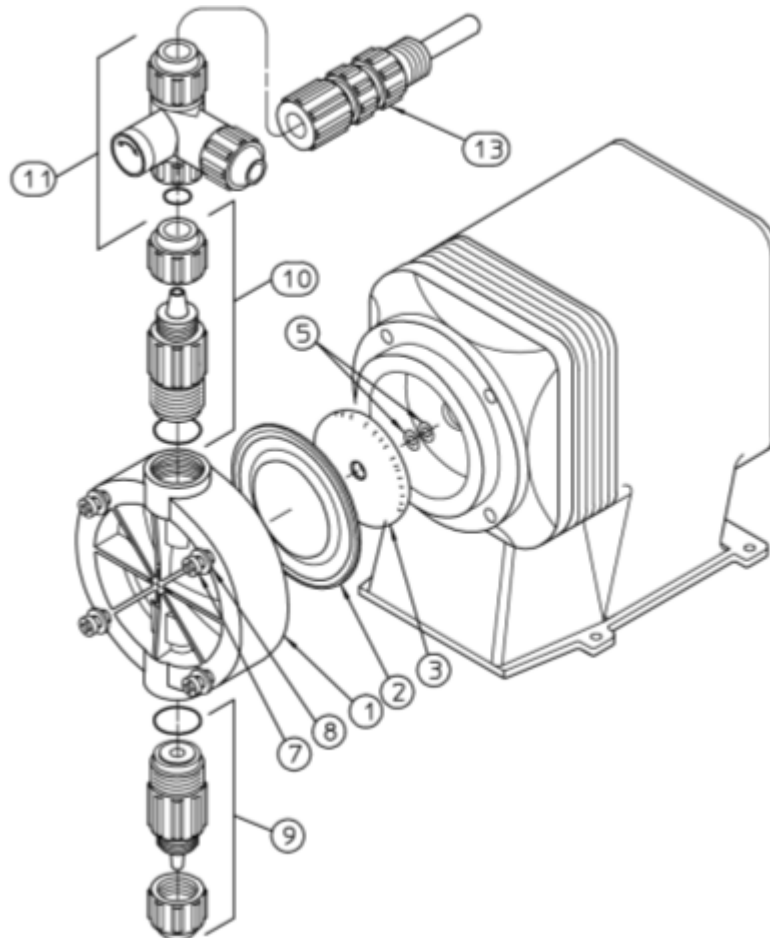
Use the fourth digit in the model number from your pump to identify the part numbers below

EXAMPLE MODEL:

Position	1	2	3	4	5	6	-	7	8	9	10	-	11	12	13
Model:	L	B	0	2	S	A	-	P	T	S	5	-	X	X	X

For example the pump head (ITEM #1) for this pump would be:

Part Number: L0200900-FPP



There is a KOPkit (rebuild kit) available for your pump that includes items 1, 2, 5, 7, 8, 9, 10 and a bleed valve o-ring

The part number for the KOPkit can be found on your pump data label or you can determine the KOPkit part number from your pump model number by using the fourth, seventh, eighth, ninth and tenth positions for the model string

EXAMPLE:

Model	L	B	0	2	S	A	-	P	T	S	5	-	X	X	X
KOPkit Number				2				P	T	S	5				

PART NUMBER	QTY	DIGIT IN POSITION NUMBER FOUR OF THE MODEL NUMBER
ITEM NO. 1: PUMP HEAD (FPP)		
L0200200-FPP	1	2
L0200300-FPP	1	3
L0200400-FPP	1	4
L0200500-FPP	1	5
L0200600-FPP	1	6
L0200700-FPP	1	7
ITEM NO. 2: DIAPHRAGM		
L0300900-THY	1	2
L0301000-THY	1	3
L0301100-THY	1	4
L0301200-THY	1	5
L0301300-THY	1	6
L0301400-THY	1	7
ITEM NO. 3: DEFLECTION PLATE		
L2100200-FPP	1	2
L2100300-FPP	1	3
L2100400-FPP	1	4
L2100500-FPP	1	5
L2100600-FPP	1	6
L2100700-FPP	1	7
ITEM NO. 5: SHIM (0-2 REQUIRED)		
L9901200-BRS	0-2	ANY DIGIT
ITEM NO. 7 & 8: PUMP HEAD SCREWS AND WASHERS KIT (CONTAINS BOLTS AND WASHERS)		
L3900200-000	1	2, 3 OR 4
L3900300-000	1	5, 6 OR 7
ITEM NO. 9: SUCTION VALVE		
L3101TC7-FPP	1	ANY DIGIT
ITEM NO. 10: DISCHARGE VALVE		
L3201TC5-FPP	1	ANY DIGIT
ITEM NO. 11: BLEED VALVE		
L3300T03-FPP	1	ANY DIGIT
ITEM NO. 12: FOOT VALVE/STRAINER		
NO FOOT VALVE		
ITEM NO. 13: INJECTION VALVE		
J41879	1	ANY DIGIT
REPLACEMENT FUSES		
L9707300-000	1	E+ SERIES AND E SERIES PUMPS WITH FUSE HOLDER
L9711200-000	1	A+, C, C+ AND E SERIES PUMPS WITH PC BOARD MOUNTED FUSE
L9704700-000	1	SERIES E-DC PUMPS
L9700700-250	1	SERIES MP PUMP-CIRCUIT

= K2PTS5

VHS3 WET END PARTS

The following part numbers are the pump models with liquid end code VHS3 in the model
EXAMPLE: LPE4SA-VHS3-XXX

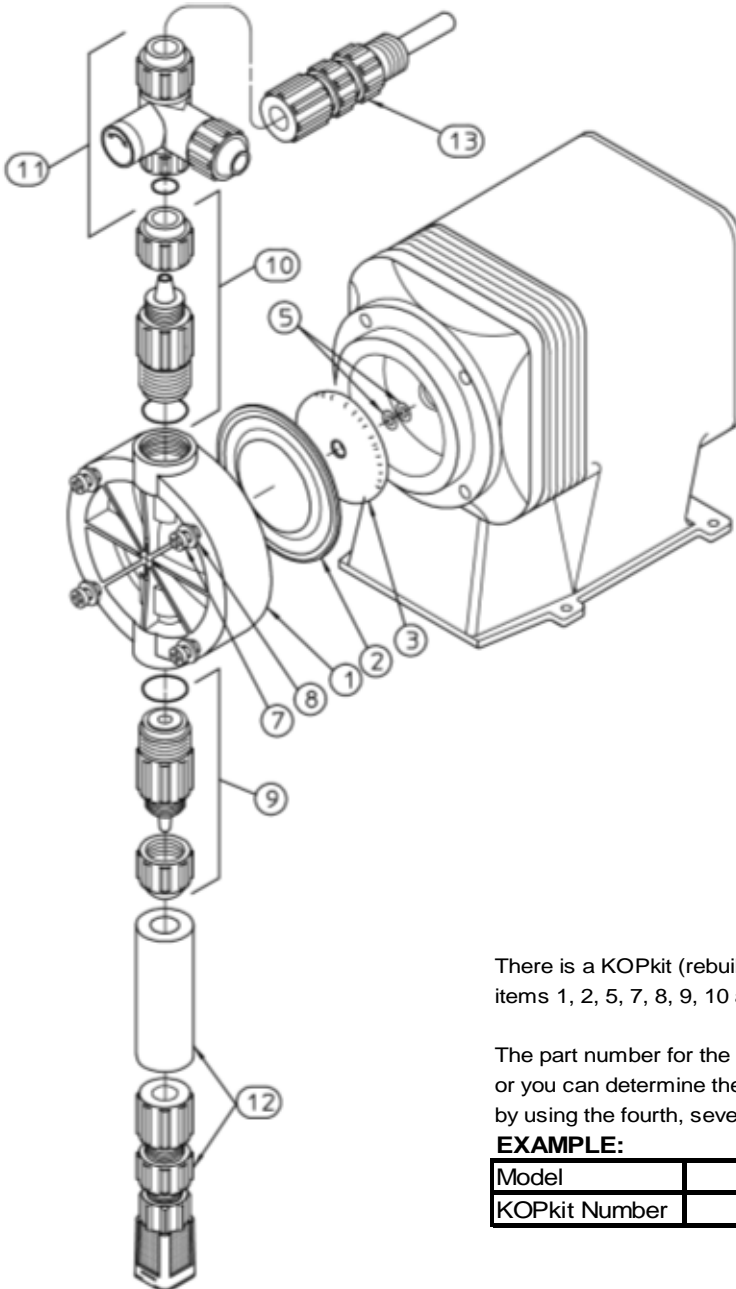
Use the fourth digit in the model number from your pump to identify the part numbers below

EXAMPLE MODEL:

Position	1	2	3	4	5	6	-	7	8	9	10	-	11	12	13
Model:	L	P	E	4	S	A	-	V	H	S	3	-	X	X	X

For example the pump head (ITEM #1) for this pump would be:

Part Number: L0200400-PVC



PART NUMBER	QTY	DIGIT IN POSITION NUMBER FOUR OF THE MODEL NUMBER
ITEM NO. 1: PUMP HEAD (FPP)		
L0200400-PVC	1	4
L0200500-PVC	1	5
L0200600-PVC	1	6
ITEM NO. 2: DIAPHRAGM		
L0301100-THY	1	4
L0301200-THY	1	5
L0301300-THY	1	6
ITEM NO. 3: DEFLECTION PLATE		
L2100400-FPP	1	4
L2100500-FPP	1	5
L2100600-FPP	1	6
ITEM NO. 5: SHIM (0-2 REQUIRED)		
L9901200-BRS	0-2	ANY DIGIT
ITEM NO. 7 & 8: PUMP HEAD SCREWS AND WASHERS KIT (CONTAINS BOLTS AND WASHERS)		
L3900200-000	1	4
L3900300-000	1	5 OR 6
ITEM NO. 9: SUCTION VALVE		
L3101HS3-PVC	1	ANY DIGIT
ITEM NO. 10: DISCHARGE VALVE		
L3201HS3-PVC	1	ANY DIGIT
ITEM NO. 11: BLEED VALVE		
L3300H03-PVC	1	ANY DIGIT
ITEM NO. 12: FOOT VALVE/STRAINER		
J60735	1	ANY DIGIT
ITEM NO. 13: INJECTION VALVE		
J41865	1	ANY DIGIT
REPLACEMENT FUSES		
L9707300-000	1	E+ SERIES AND E SERIES PUMPS WITH FUSE HOLDER
L9711200-000	1	A+, C, C+ AND E SERIES PUMPS WITH PC BOARD MOUNTED FUSE
L9704700-000	1	SERIES E-DC PUMPS
L9700700-250	1	SERIES MP PUMP-CIRCUIT

There is a KOPkit (rebuild kit) available for your pump that includes items 1, 2, 5, 7, 8, 9, 10 and a bleed valve o-ring

The part number for the KOPkit can be found on your pump data label or you can determine the KOPkit part number from your pump model number by using the fourth, seventh, eighth, ninth and tenth positions for the model string

EXAMPLE:

Model	L	P	E	4	S	A	-	V	H	S	3	-	X	X	X
KOPkit Number				4				V	H	S	3				

= K4VHS3

PTSA WET END PARTS

The following part numbers are the pump models with liquid end code PTSA in the model
EXAMPLE: LB02SA-PTSA-XXX

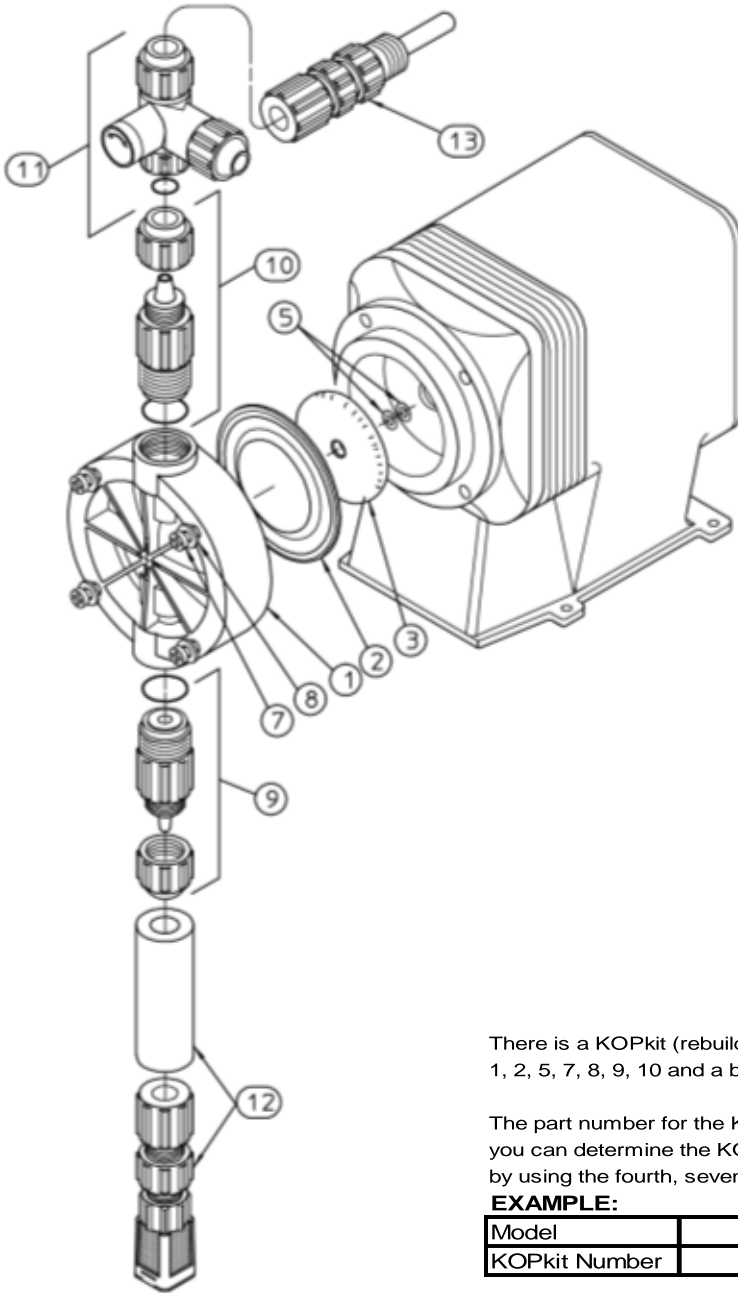
Use the fourth digit in the model number from your pump to identify the part numbers below

EXAMPLE MODEL:

Position	1	2	3	4	5	6	-	7	8	9	10	-	11	12	13
Model:	L	B	0	2	S	A	-	P	T	S	A	-	X	X	X

For example the pump head (ITEM #1) for this pump would be:

Part Number: L0200900-FPP



PART NUMBER	QTY	DIGIT IN POSITION NUMBER FOUR OF THE MODEL NUMBER
ITEM NO. 1: PUMP HEAD (FPP)		
L0200900-FPP	1	2
L0200300-FPP	1	3
L0200400-FPP	1	4
ITEM NO. 2: DIAPHRAGM		
L0300900-THY	1	2
L0301000-THY	1	3
L0301100-THY	1	4
ITEM NO. 3: DEFLECTION PLATE		
L2100200-FPP	1	2
L2100300-FPP	1	3
L2100400-FPP	1	4
ITEM NO. 5: SHIM (0-2 REQUIRED)		
L9901200-BRS	0-2	ANY DIGIT
ITEM NO. 7 & 8: PUMP HEAD SCREWS AND WASHERS KIT (CONTAINS BOLTS AND WASHERS)		
L3900200-000	1	2, 3 OR 4
ITEM NO. 9: SUCTION VALVE		
L3101TSA-FPP	1	ANY DIGIT
ITEM NO. 10: DISCHARGE VALVE		
L3201TSA-FPP	1	ANY DIGIT
ITEM NO. 11: BLEED VALVE		
L3300T03-FPP	1	ANY DIGIT
ITEM NO. 12: FOOT VALVE/STRAINER		
J40175	1	ANY DIGIT
ITEM NO. 13: INJECTION VALVE		
J41879	1	ANY DIGIT
REPLACEMENT FUSES		
L9707300-000	1	E+ SERIES AND E SERIES PUMPS WITH FUSE HOLDER
L9711200-000	1	A+, C, C+ AND E SERIES PUMPS WITH PC BOARD MOUNTED FUSE
L9704700-000	1	SERIES E-DC PUMPS
L9700700-250	1	SERIES MP PUMP-CIRCUIT

There is a KOPkit (rebuild kit) available for your pump that includes items
1, 2, 5, 7, 8, 9, 10 and a bleed valve o-ring

The part number for the KOPkit can be found on your pump data label or
you can determine the KOPkit part number from your pump model number
by using the fourth, seventh, eighth, ninth and tenth positions for the model string

EXAMPLE:

Model	L	B	0	2	S	A	-	P	T	S	A	-	X	X	X
KOPkit Number				2				P	T	S	A				

= K2PTSA

PTS7 WET END PARTS

The following part numbers are the pump models with liquid end code PTS7 in the model
EXAMPLE: LPG5SA-PTS7-XXX

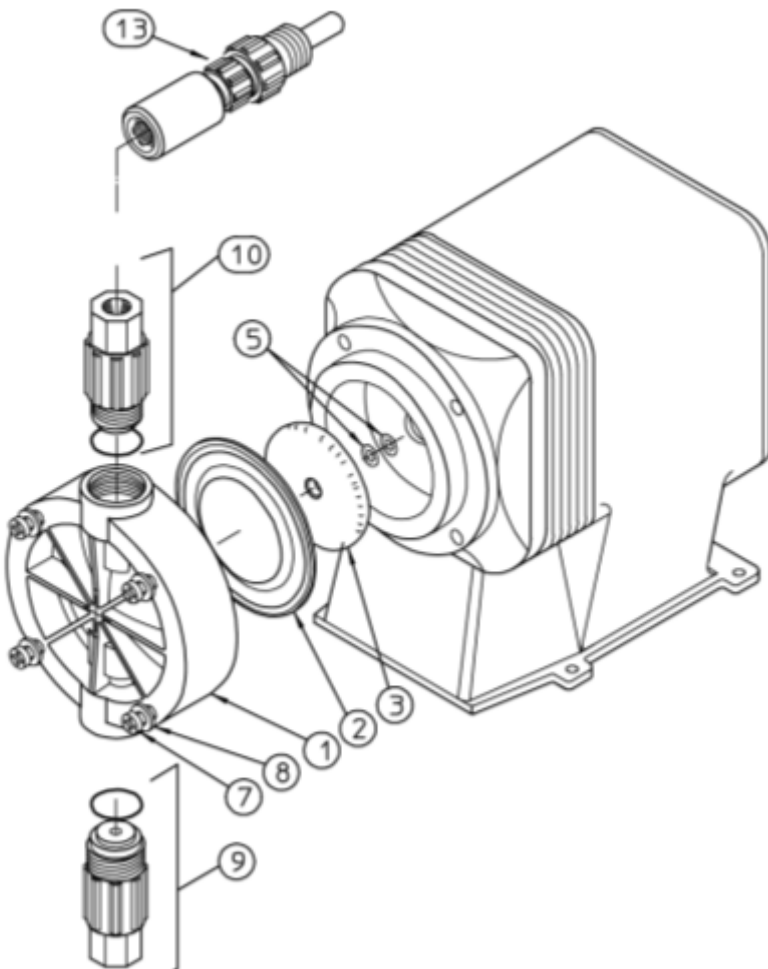
Use the fourth digit in the model number from your pump to identify the part numbers below

EXAMPLE MODEL:

Position	1	2	3	4	5	6	-	7	8	9	10	-	11	12	13
Model:	L	P	G	5	S	A	-	P	T	S	7	-	X	X	X

For example the pump head (ITEM #1) for this pump would be:

Part Number: L0200500-FPP



There is a KOPkit (rebuild kit) available for your pump that includes items 1, 2, 5, 7, 8, 9, 10 and a bleed valve o-ring

The part number for the KOPkit can be found on your pump data label or you can determine the KOPkit part number from your pump model number by using the fourth, seventh, eighth, ninth and tenth positions for the model string

EXAMPLE:

Model	L	P	G	5	S	A	-	P	T	S	7	-	X	X	X
KOPkit Number				5				P	T	S	7				

= K5PTS7

PART NUMBER	QTY	DIGIT IN POSITION NUMBER FOUR OF THE MODEL NUMBER
ITEM NO. 1: PUMP HEAD (FPP)		
L0200400-FPP	1	4
L0200500-FPP	1	5
L0200600-FPP	1	6
L0200700-FPP	1	7
L0200800-FPP	1	8
ITEM NO. 2: DIAPHRAGM		
L0301100-THY	1	4
L0301200-THY	1	5
L0301300-THY	1	6
L0301400-THY	1	7
L0301600-THY	1	8
ITEM NO. 3: DEFLECTION PLATE		
L2100400-FPP	1	4
L2100500-FPP	1	5
L2100600-FPP	1	6
L2100700-FPP	1	7
NOT USED		8
ITEM NO. 5: SHIM (0-2 REQUIRED)		
L9901200-BRS	0-2	ANY DIGIT
ITEM NO. 7 & 8: PUMP HEAD SCREWS AND WASHERS KIT (CONTAINS BOLTS AND WASHERS)		
L3900200-000	1	4
L3900300-000	1	5, 6 OR 7
L3900600-000	1	8
ITEM NO. 9: SUCTION VALVE		
L3101TS7-FPP	1	ANY DIGIT
ITEM NO. 10: DISCHARGE VALVE		
L3201TS8-FPP	1	ANY DIGIT
ITEM NO. 11: BLEED VALVE		
NO BLEED VALVE		
ITEM NO. 12: FOOT VALVE/STRAINER		
NO FOOT VALVE		
ITEM NO. 13: INJECTION VALVE		
J41920	1	ANY DIGIT
REPLACEMENT FUSES		
L9707300-000	1	E+ SERIES AND E SERIES PUMPS WITH FUSE HOLDER
L9711200-000	1	A+, C, C+ AND E SERIES PUMPS WITH PC BOARD MOUNTED FUSE
L9704700-000	1	SERIES E-DC PUMPS
L9700700-250	1	SERIES MP PUMP-CIRCUIT

PTSB WET END PARTS

The following part numbers are the pump models with liquid end code PTSB in the model
EXAMPLE: LPH8MA-PTSB-XXX

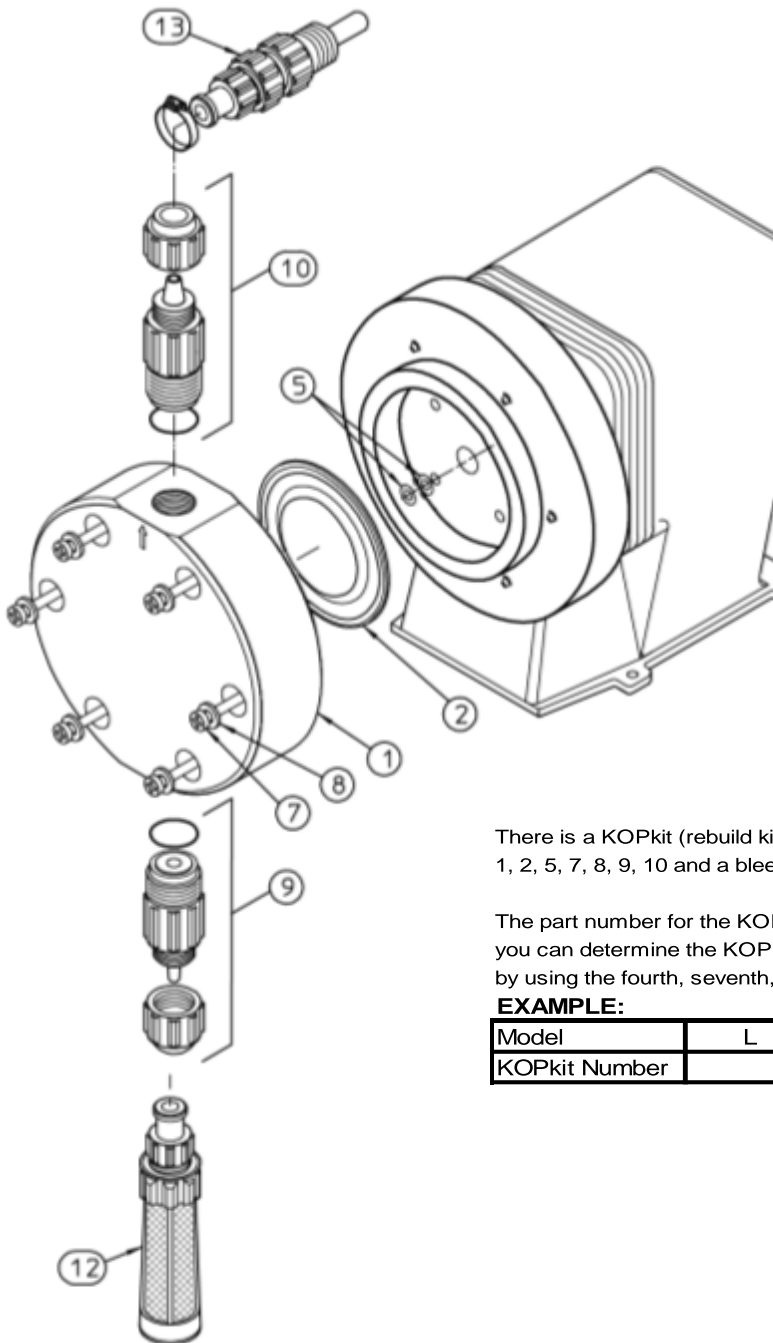
Use the fourth digit in the model number from your pump to identify the part numbers below

EXAMPLE MODEL:

Position	1	2	3	4	5	6	-	7	8	9	10	-	11	12	13
Model:	L	P	H	8	M	A	-	P	T	S	B	-	X	X	X

For example the pump head (ITEM #1) for this pump would be:

Part Number: L0200800-PPL



PART NUMBER	QTY	DIGIT IN POSITION NUMBER FOUR OF THE MODEL NUMBER
ITEM NO. 1: PUMP HEAD (PPL)		
L0200800-PPL	1	8
ITEM NO. 2: DIAPHRAGM		
L0301600-THY	1	8
ITEM NO. 3: DEFLECTION PLATE		
NONE		
ITEM NO. 5: SHIM (0-2 REQUIRED)		
L9901200-BRS	0-2	8
ITEM NO. 7 & 8: PUMP HEAD SCREWS AND WASHERS KIT (CONTAINS BOLTS AND WASHERS)		
L3900600-000	1	8
ITEM NO. 9: SUCTION VALVE		
L3101TSB-FPP	1	8
ITEM NO. 10: DISCHARGE VALVE		
L3201TSB-FPP	1	8
ITEM NO. 11: BLEED VALVE		
NO BLEED VALVE		
ITEM NO. 12: FOOT VALVE/STRAINER		
J60501	1	8
ITEM NO. 13: INJECTION VALVE		
J61486	1	8
REPLACEMENT FUSES		
L9707300-000	1	E+ SERIES AND E SERIES PUMPS WITH FUSE HOLDER
L9711200-000	1	A+, C, C+ AND E SERIES PUMPS WITH PC BOARD MOUNTED FUSE
L9704700-000	1	SERIES E-DC PUMPS
L9700700-250	1	SERIES MP PUMP-CIRCUIT

There is a KOPkit (rebuild kit) available for your pump that includes items 1, 2, 5, 7, 8, 9, 10 and a bleed valve o-ring

The part number for the KOPkit can be found on your pump data label or you can determine the KOPkit part number from your pump model number by using the fourth, seventh, eighth, ninth and tenth positions for the model string

EXAMPLE:

Model	L	P	H	8	M	A	-	P	T	S	B	-	X	X	X
KOPkit Number				8				P	T	S	B				

= K8PTSB

PTSC WET END PARTS

The following part numbers are the pump models with liquid end code PTSC in the model
EXAMPLE: LPH8MA-PTSC-XXX

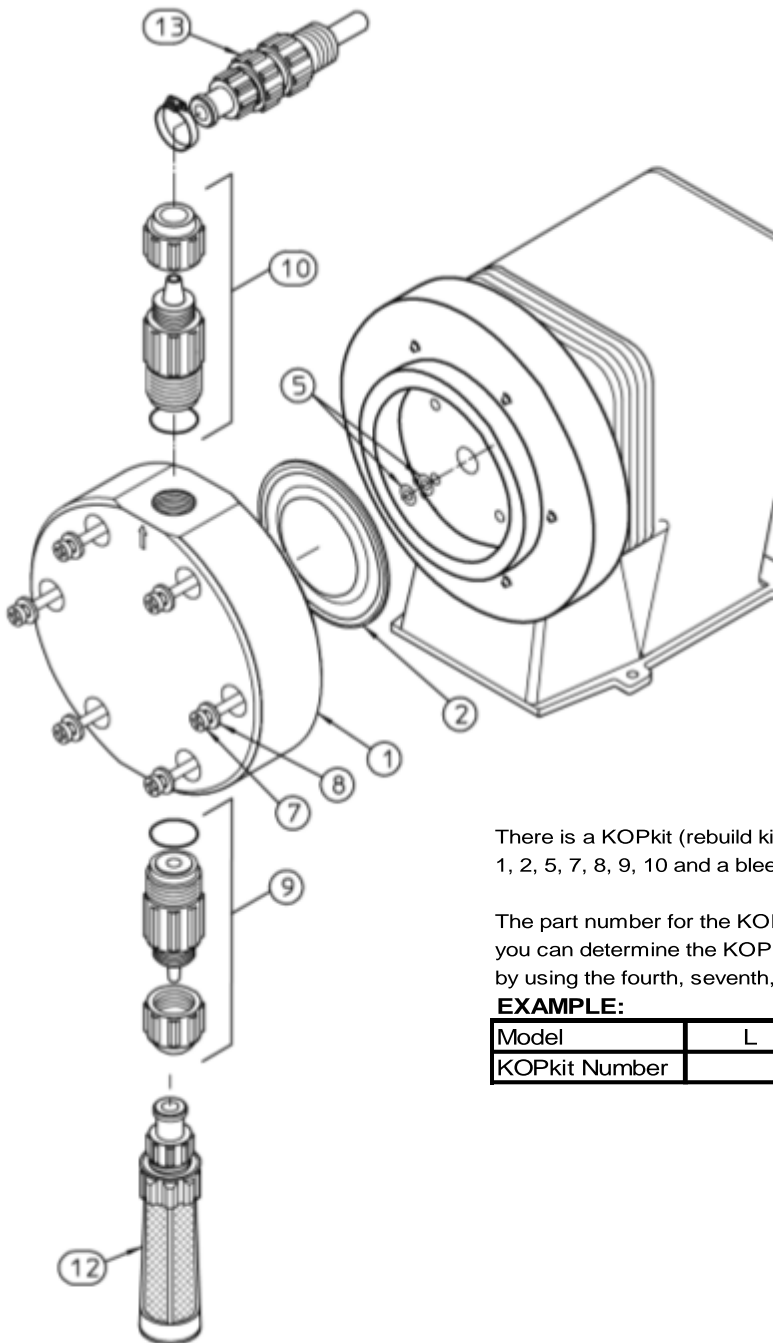
Use the fourth digit in the model number from your pump to identify the part numbers below

EXAMPLE MODEL:

Position	1	2	3	4	5	6	-	7	8	9	10	-	11	12	13
Model:	L	P	H	8	M	A	-	P	T	S	C	-	X	X	X

For example the pump head (ITEM #1) for this pump would be:

Part Number: L0200800-PPL



PART NUMBER	QTY	DIGIT IN POSITION NUMBER FOUR OF THE MODEL NUMBER
ITEM NO. 1: PUMP HEAD (PPL)		
L0200800-PPL	1	8
ITEM NO. 2: DIAPHRAGM		
L0301600-THY	1	8
ITEM NO. 3: DEFLECTION PLATE		
NOT USED ON THESE MODELS		
ITEM NO. 5: SHIM (0-2 REQUIRED)		
L9901200-BRS	0-2	8
ITEM NO. 7 & 8: PUMP HEAD SCREWS AND WASHERS KIT (CONTAINS BOLTS AND WASHERS)		
L3900600-000	1	8
ITEM NO. 9: SUCTION VALVE		
L3101TSC-FPP	1	8
ITEM NO. 10: DISCHARGE VALVE		
L3201TSC-FPP	1	8
ITEM NO. 11: BLEED VALVE		
NO BLEED VALVE		
ITEM NO. 12: FOOT VALVE/STRAINER		
J60503	1	8
ITEM NO. 13: INJECTION VALVE		
J41920	1	8
REPLACEMENT FUSES		
L9707300-000	1	E+ SERIES AND E SERIES PUMPS WITH FUSE HOLDER
L9711200-000	1	A+, C, C+ AND E SERIES PUMPS WITH PC BOARD MOUNTED FUSE
L9704700-000	1	SERIES E-DC PUMPS
L9700700-250	1	SERIES MP PUMP-CIRCUIT

There is a KOPkit (rebuild kit) available for your pump that includes items 1, 2, 5, 7, 8, 9, 10 and a bleed valve o-ring

The part number for the KOPkit can be found on your pump data label or you can determine the KOPkit part number from your pump model number by using the fourth, seventh, eighth, ninth and tenth positions for the model string

EXAMPLE:

Model	L	P	H	8	M	A	-	P	T	S	C	-	X	X	X
KOPkit Number				8				P	T	S	C				

= K8PTSC

PTT1 WET END PARTS

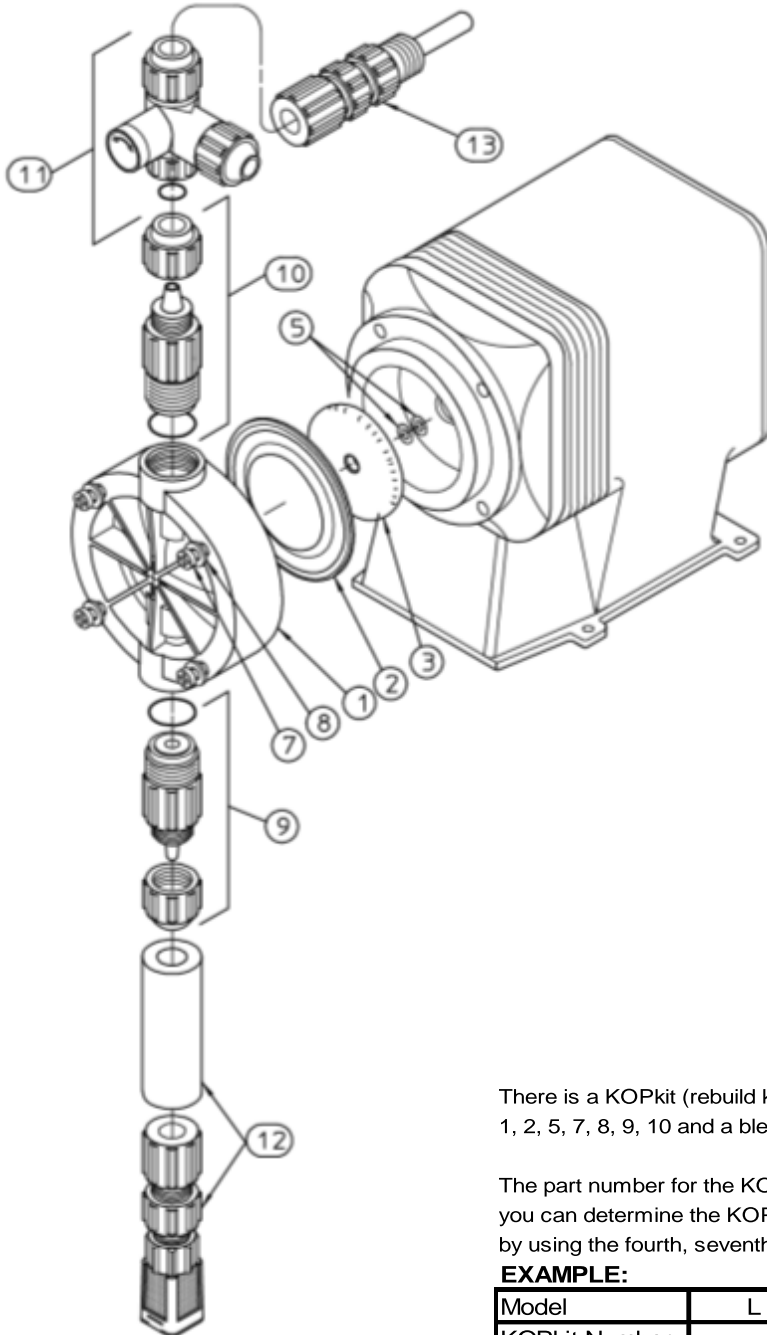
The following part numbers are the pump models with liquid end code PTT1 in the model
EXAMPLE: LB64SA-PTT1-XXX

Use the fourth digit in the model number from your pump to identify the part numbers below

EXAMPLE MODEL:

Position	1	2	3	4	5	6	-	7	8	9	10	-	11	12	13
Model:	L	B	6	4	S	A	-	P	T	T	1	-	X	X	X

For example the pump head (ITEM #1) for this pump would be:
Part Number: L0200400-FPP



PART NUMBER	QTY	DIGIT IN POSITION NUMBER FOUR OF THE MODEL NUMBER
ITEM NO. 1: PUMP HEAD (FPP)		
L0200900-FPP	1	2
L0200300-FPP	1	3
L0200400-FPP	1	4
ITEM NO. 2: DIAPHRAGM		
L0300900-THY	1	2
L0301000-THY	1	3
L0301100-THY	1	4
ITEM NO. 3: DEFLECTION PLATE		
L2100200-FPP	1	2
L2100300-FPP	1	3
L2100400-FPP	1	4
ITEM NO. 5: SHIM (0-2 REQUIRED)		
L9901200-BRS	0-2	ANY DIGIT
ITEM NO. 7 & 8: PUMP HEAD SCREWS AND WASHERS KIT (CONTAINS BOLTS AND WASHERS)		
L3900200-000	1	2, 3 OR 4
ITEM NO. 9: SUCTION VALVE		
L3101TT1-FPP	1	ANY DIGIT
ITEM NO. 10: DISCHARGE VALVE		
L3201TT1-FPP	1	ANY DIGIT
ITEM NO. 11: BLEED VALVE		
L3300T01-FPP	1	ANY DIGIT
ITEM NO. 12: FOOT VALVE/STRAINER		
J40169	1	ANY DIGIT
ITEM NO. 13: INJECTION VALVE		
J41874	1	ANY DIGIT
REPLACEMENT FUSES		
L9707300-000	1	E+ SERIES AND E SERIES PUMPS WITH FUSE HOLDER
L9711200-000	1	A+, C, C+ AND E SERIES PUMPS WITH PC BOARD MOUNTED FUSE
L9704700-000	1	SERIES E-DC PUMPS
L9700700-250	1	SERIES MP PUMP-CIRCUIT

There is a KOPkit (rebuild kit) available for your pump that includes items
1, 2, 5, 7, 8, 9, 10 and a bleed valve o-ring

The part number for the KOPkit can be found on your pump data label or
you can determine the KOPkit part number from your pump model number
by using the fourth, seventh, eighth, ninth and tenth positions for the model string

EXAMPLE:

Model	L	B	6	4	S	A	-	P	T	T	1	-	X	X	X
KOPkit Number				4				P	T	T	1				

= K4PTT1

PTT2 WET END PARTS

The following part numbers are the pump models with liquid end code PTT2 in the model
EXAMPLE: LB64SA-PTT2-XXX

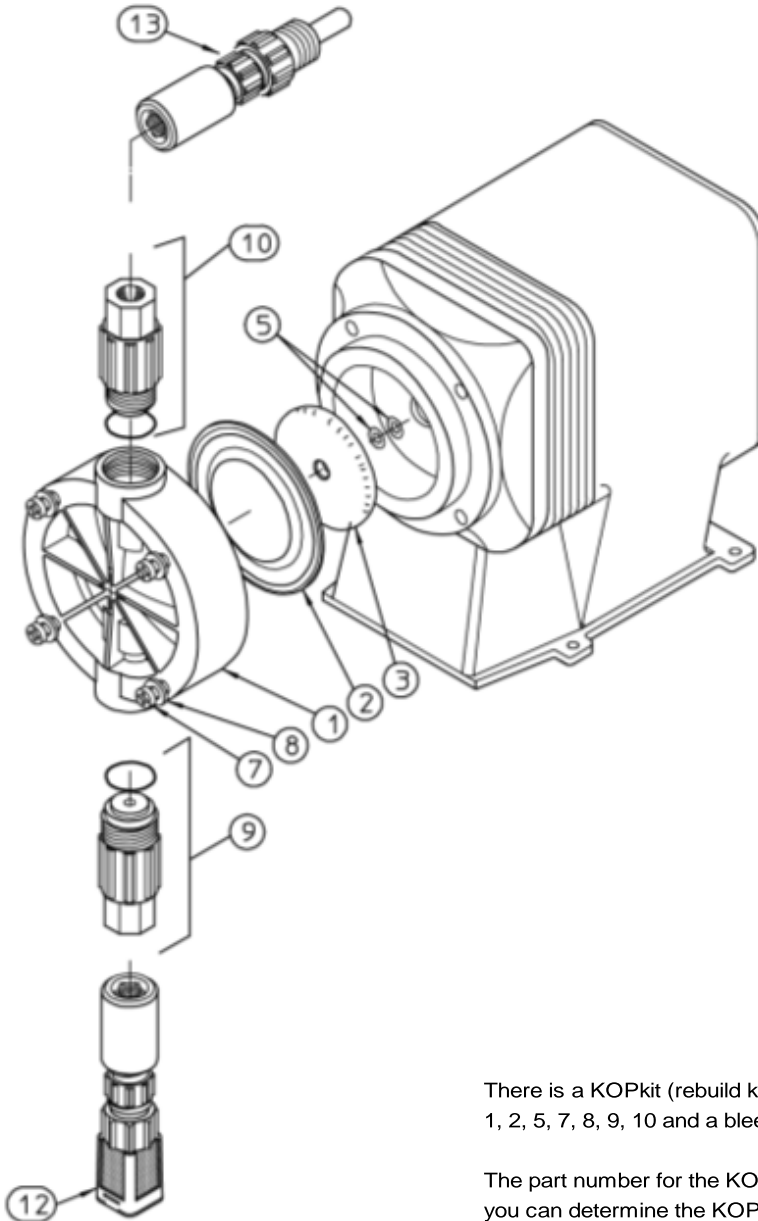
Use the fourth digit in the model number from your pump to identify the part numbers below

EXAMPLE MODEL:

Position	1	2	3	4	5	6	-	7	8	9	10	-	11	12	13
Model:	L	B	6	4	S	A	-	P	T	T	2	-	X	X	X

For example the pump head (ITEM #1) for this pump would be:

Part Number: L0200400-FPP



PART NUMBER	QTY	DIGIT IN POSITION NUMBER FOUR OF THE MODEL NUMBER
ITEM NO. 1: PUMP HEAD (FPP)		
L0200900-FPP	1	2
L0200300-FPP	1	3
L0200400-FPP	1	4
ITEM NO. 2: DIAPHRAGM		
L0300900-THY	1	2
L0301000-THY	1	3
L0301100-THY	1	4
ITEM NO. 3: DEFLECTION PLATE		
L2100200-FPP	1	2
L2100300-FPP	1	3
L2100400-FPP	1	4
ITEM NO. 5: SHIM (0-2 REQUIRED)		
L9901200-BRS	0-2	ANY DIGIT
ITEM NO. 7 & 8: PUMP HEAD SCREWS AND WASHERS KIT (CONTAINS BOLTS AND WASHERS)		
L3900200-000	1	2, 3 OR 4
ITEM NO. 9: SUCTION VALVE		
L3101TT2-FPP	1	ANY DIGIT
ITEM NO. 10: DISCHARGE VALVE		
L3201TT2-FPP	1	ANY DIGIT
ITEM NO. 11: BLEED VALVE		
NO BLEED VALVE		
ITEM NO. 12: FOOT VALVE/STRAINER		
J40180	1	ANY DIGIT
ITEM NO. 13: INJECTION VALVE		
J41895	1	ANY DIGIT
REPLACEMENT FUSES		
L9707300-000	1	E+ SERIES AND E SERIES PUMPS WITH FUSE HOLDER
L9711200-000	1	A+, C, C+ AND E SERIES PUMPS WITH PC BOARD MOUNTED FUSE
L9704700-000	1	SERIES E-DC PUMPS
L9700700-250	1	SERIES MP PUMP-CIRCUIT

There is a KOPkit (rebuild kit) available for your pump that includes items
1, 2, 5, 7, 8, 9, 10 and a bleed valve o-ring

The part number for the KOPkit can be found on your pump data label or
you can determine the KOPkit part number from your pump model number
by using the fourth, seventh, eighth, ninth and tenth positions for the model string

EXAMPLE:

Model	L	B	6	4	S	A	-	P	T	T	2	-	X	X	X
KOPkit Number				4				P	T	T	2				

= K4PTT2

PTT3 WET END PARTS

The following part numbers are the pump models with liquid end code PTT3 in the model
EXAMPLE: LPH7SA-PTT3-XXX

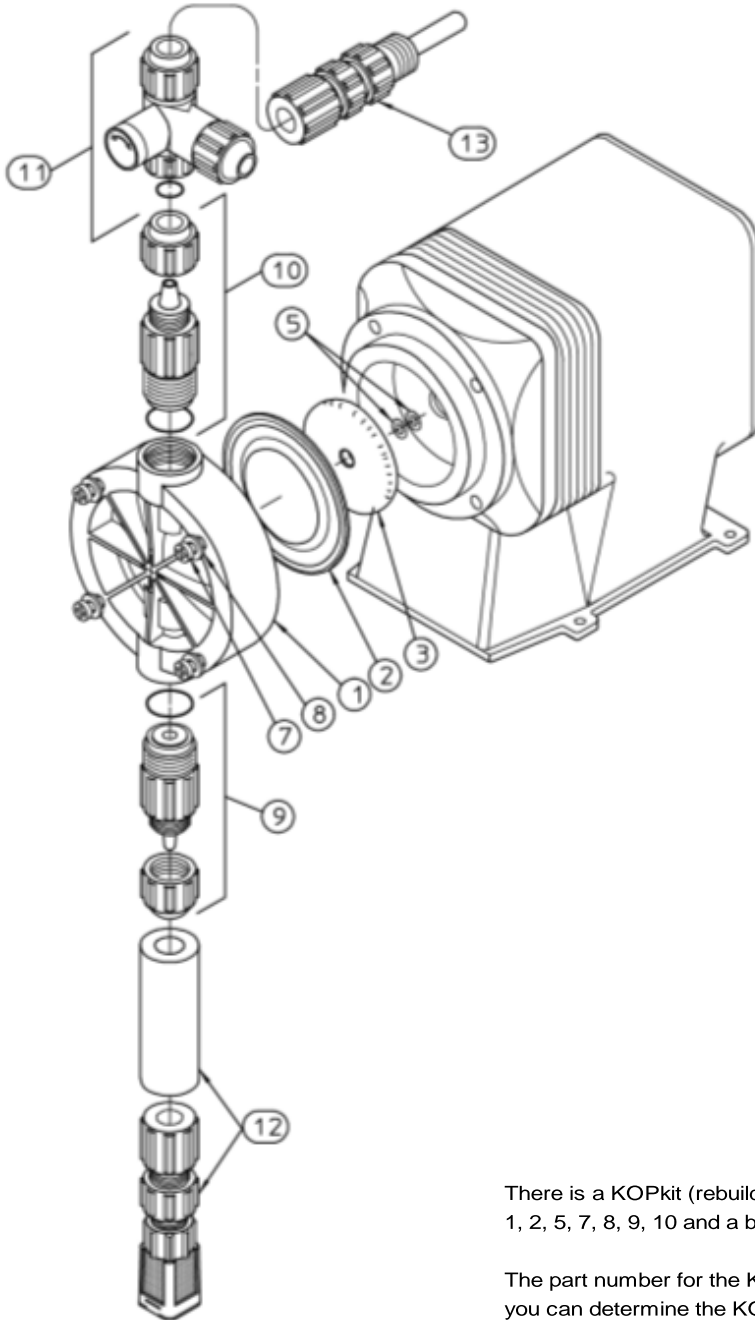
Use the fourth digit in the model number from your pump to identify the part numbers below

EXAMPLE MODEL:

Position	1	2	3	4	5	6	-	7	8	9	10	-	11	12	13
Model:	L	P	H	7	S	A	-	P	T	T	3	-	X	X	X

For example the pump head (ITEM #1) for this pump would be:

Part Number: L0200700-FPP



PART NUMBER	QTY	DIGIT IN POSITION NUMBER FOUR OF THE MODEL NUMBER
ITEM NO. 1: PUMP HEAD (FPP)		
L0200400-FPP	1	4
L0200500-FPP	1	5
L0200600-FPP	1	6
L0200700-FPP	1	7
ITEM NO. 2: DIAPHRAGM		
L0301100-THY	1	4
L0301200-THY	1	5
L0301300-THY	1	6
L0301400-THY	1	7
ITEM NO. 3: DEFLECTION PLATE		
L2100400-FPP	1	4
L2100500-FPP	1	5
L2100600-FPP	1	6
L2100700-FPP	1	7
ITEM NO. 5: SHIM (0-2 REQUIRED)		
L9901200-BRS	0-2	ANY DIGIT
ITEM NO. 7 & 8: PUMP HEAD SCREWS AND WASHERS KIT (CONTAINS BOLTS AND WASHERS)		
L3900200-000	1	4
L3900300-000	1	5, 6 OR 7
ITEM NO. 9: SUCTION VALVE		
L3101TT3-FPP	1	ANY DIGIT
ITEM NO. 10: DISCHARGE VALVE		
L3201TT3-FPP	1	ANY DIGIT
ITEM NO. 11: BLEED VALVE		
L3300T03-FPP	1	ANY DIGIT
ITEM NO. 12: FOOT VALVE/STRAINER		
J40171	1	ANY DIGIT
ITEM NO. 13: INJECTION VALVE		
J41875	1	ANY DIGIT
REPLACEMENT FUSES		
L9707300-000	1	E+ SERIES AND E SERIES PUMPS WITH FUSE HOLDER
L9711200-000	1	A+, C, C+ AND E SERIES PUMPS WITH PC BOARD MOUNTED FUSE
L9704700-000	1	SERIES E-DC PUMPS
L9700700-250	1	SERIES MP PUMP-CIRCUIT

There is a KOPkit (rebuild kit) available for your pump that includes items 1, 2, 5, 7, 8, 9, 10 and a bleed valve o-ring

The part number for the KOPkit can be found on your pump data label or you can determine the KOPkit part number from your pump model number by using the fourth, seventh, eighth, ninth and tenth positions for the model string

EXAMPLE:

Model	L	P	H	7	M	A	-	P	T	T	3	-	X	X	X
KOPkit Number				7				P	T	T	3				

= K7PTT3

PVT1 WET END PARTS

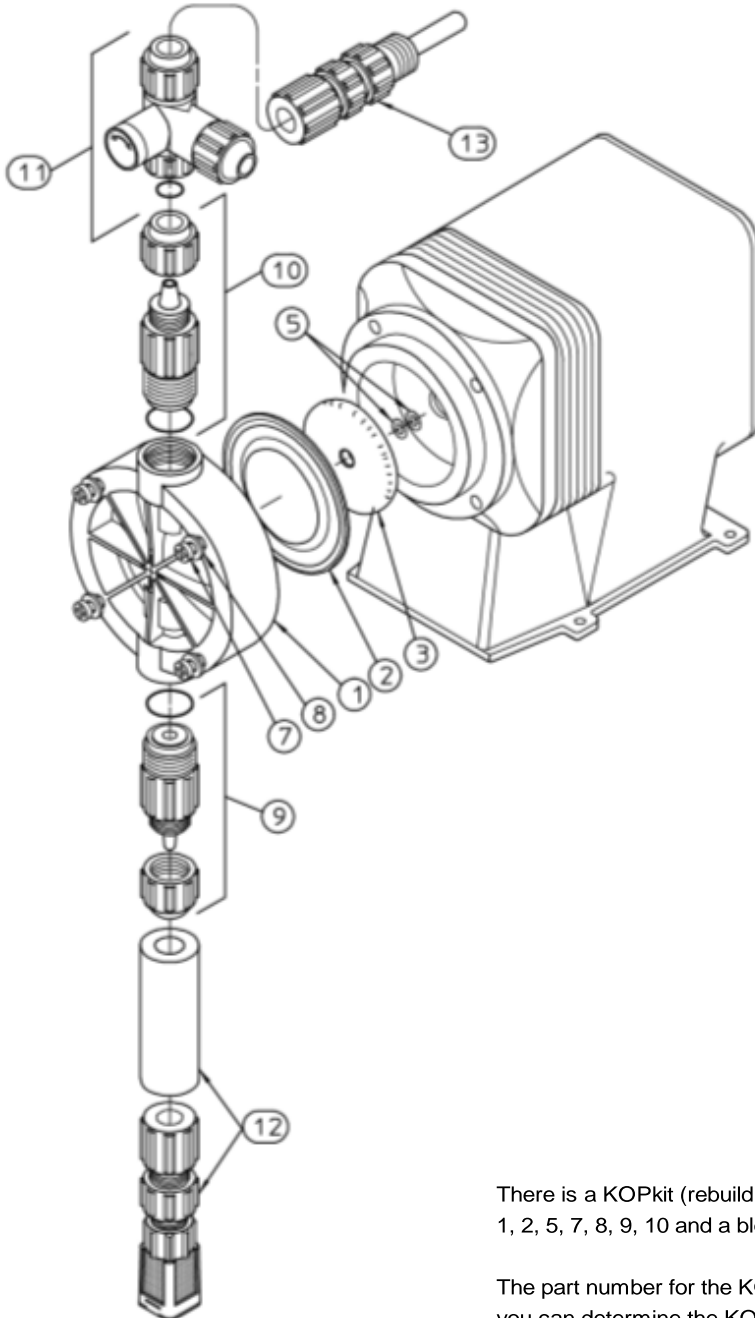
The following part numbers are the pump models with liquid end code PVT1 in the model
EXAMPLE: LPA2SA-PVT1-XXX

Use the fourth digit in the model number from your pump to identify the part numbers below

EXAMPLE MODEL:

Position	1	2	3	4	5	6	-	7	8	9	10	-	11	12	13
Model:	L	P	A	2	S	A	-	P	V	T	1	-	X	X	X

For example the pump head (ITEM #1) for this pump would be:
Part Number: L0200900-FPP



PART NUMBER	QTY	DIGIT IN POSITION NUMBER FOUR OF THE MODEL NUMBER
ITEM NO. 1: PUMP HEAD (FPP)		
L0200900-FPP	1	2
L0200300-FPP	1	3
L0200400-FPP	1	4
ITEM NO. 2: DIAPHRAGM		
L0300900-THY	1	2
L0301000-THY	1	3
L0301100-THY	1	4
ITEM NO. 3: DEFLECTION PLATE		
L2100200-FPP	1	2
L2100300-FPP	1	3
L2100400-FPP	1	4
ITEM NO. 5: SHIM (0-2 REQUIRED)		
L9901200-BRS	0-2	ANY DIGIT
ITEM NO. 7 & 8: PUMP HEAD SCREWS AND WASHERS KIT (CONTAINS BOLTS AND WASHERS)		
L3900200-000	1	2, 3 OR 4
ITEM NO. 9: SUCTION VALVE		
L3101VT1-FPP	1	ANY DIGIT
ITEM NO. 10: DISCHARGE VALVE		
L3201VT1-FPP	1	ANY DIGIT
ITEM NO. 11: BLEED VALVE		
L3300V01-FPP	1	ANY DIGIT
ITEM NO. 12: FOOT VALVE/STRAINER		
J40124	1	ANY DIGIT
ITEM NO. 13: INJECTION VALVE		
J41774	1	ANY DIGIT
REPLACEMENT FUSES		
L9707300-000	1	E+ SERIES AND E SERIES PUMPS WITH FUSE HOLDER
L9711200-000	1	A+, C, C+ AND E SERIES PUMPS WITH PC BOARD MOUNTED FUSE
L9704700-000	1	SERIES E-DC PUMPS
L9700700-250	1	SERIES MP PUMP-CIRCUIT

There is a KOPkit (rebuild kit) available for your pump that includes items 1, 2, 5, 7, 8, 9, 10 and a bleed valve o-ring

The part number for the KOPkit can be found on your pump data label or you can determine the KOPkit part number from your pump model number by using the fourth, seventh, eighth, ninth and tenth positions for the model string

EXAMPLE:

Model	L	P	A	2	S	A	-	P	V	T	1	-	X	X	X
KOPkit Number				2				P	V	T	1				

= K4PVT1

PVT3 WET END PARTS

The following part numbers are the pump models with liquid end code PVT3 in the model
EXAMPLE: LPH7MA-PVT3-XXX

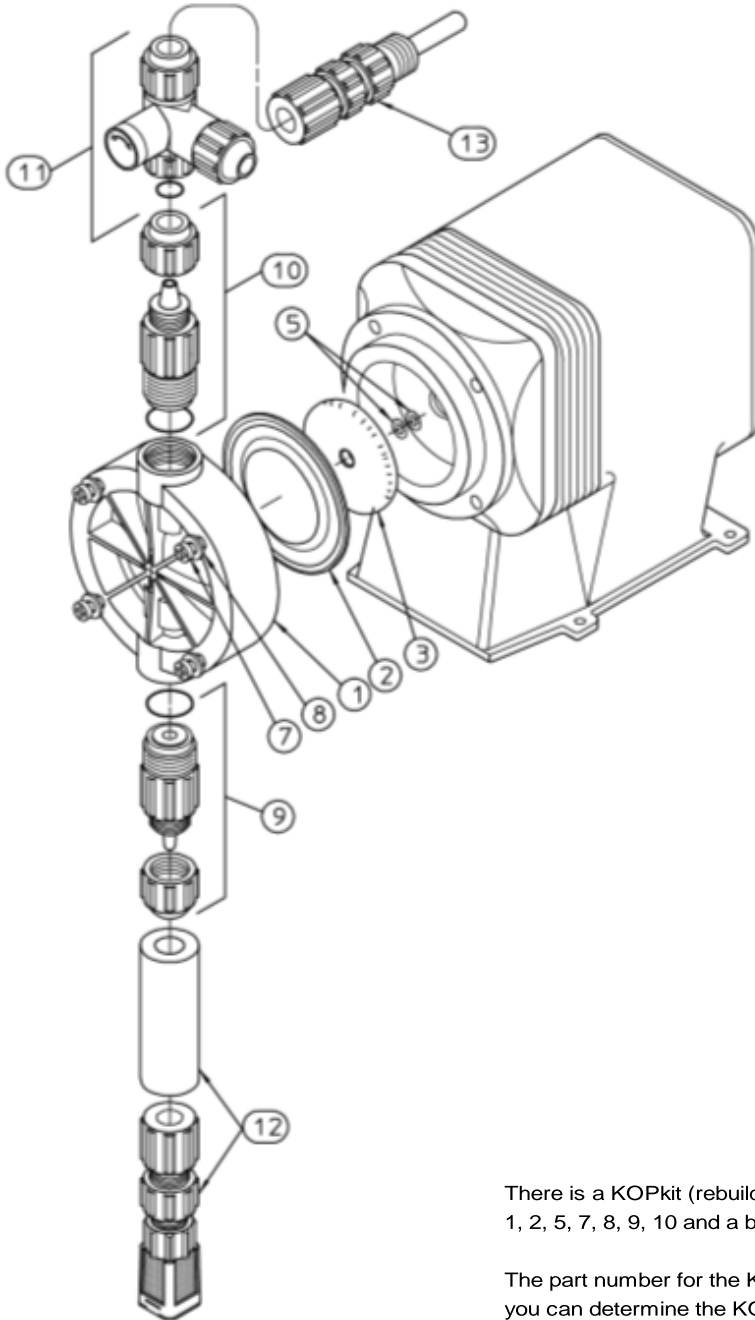
Use the fourth digit in the model number from your pump to identify the part numbers below

EXAMPLE MODEL:

Position	1	2	3	4	5	6	-	7	8	9	10	-	11	12	13
Model:	L	P	H	7	S	A	-	P	V	T	3	-	X	X	X

For example the pump head (ITEM #1) for this pump would be:

Part Number: L0200700-FPP



PART NUMBER	QTY	DIGIT IN POSITION NUMBER FOUR OF THE MODEL NUMBER
ITEM NO. 1: PUMP HEAD (FPP)		
L0200400-FPP	1	4
L0200500-FPP	1	5
L0200600-FPP	1	6
L0200700-FPP	1	7
ITEM NO. 2: DIAPHRAGM		
L0301100-THY	1	4
L0301200-THY	1	5
L0301300-THY	1	6
L0301400-THY	1	7
ITEM NO. 3: DEFLECTION PLATE		
L2100400-FPP	1	4
L2100500-FPP	1	5
L2100600-FPP	1	6
L2100700-FPP	1	7
ITEM NO. 5: SHIM (0-2 REQUIRED)		
L9901200-BRS	0-2	ANY DIGIT
ITEM NO. 7 & 8: PUMP HEAD SCREWS AND WASHERS KIT (CONTAINS BOLTS AND WASHERS)		
L3900200-000	1	4
L3900300-000	1	5, 6 OR 7
ITEM NO. 9: SUCTION VALVE		
L3101VT3-FPP	1	ANY DIGIT
ITEM NO. 10: DISCHARGE VALVE		
L3201VT3-FPP	1	ANY DIGIT
ITEM NO. 11: BLEED VALVE		
L3300V03-FPP	1	ANY DIGIT
ITEM NO. 12: FOOT VALVE/STRAINER		
J40125	1	ANY DIGIT
ITEM NO. 13: INJECTION VALVE		
J41775	1	ANY DIGIT
REPLACEMENT FUSES		
L9707300-000	1	E+ SERIES AND E SERIES PUMPS WITH FUSE HOLDER
L9711200-000	1	A+, C, C+ AND E SERIES PUMPS WITH PC BOARD MOUNTED FUSE
L9704700-000	1	SERIES E-DC PUMPS
L9700700-250	1	SERIES MP PUMP-CIRCUIT

There is a KOPkit (rebuild kit) available for your pump that includes items 1, 2, 5, 7, 8, 9, 10 and a bleed valve o-ring

The part number for the KOPkit can be found on your pump data label or you can determine the KOPkit part number from your pump model number by using the fourth, seventh, eighth, ninth and tenth positions for the model string

EXAMPLE:

Model	L	P	H	7	M	A	-	P	V	T	3	-	X	X	X
KOPkit Number				7				P	V	T	3				

= K7PVT3

PTT4 WET END PARTS

The following part numbers are the pump models with liquid end code PTT4 in the model
EXAMPLE: LPH7SA-PTT4-XXX

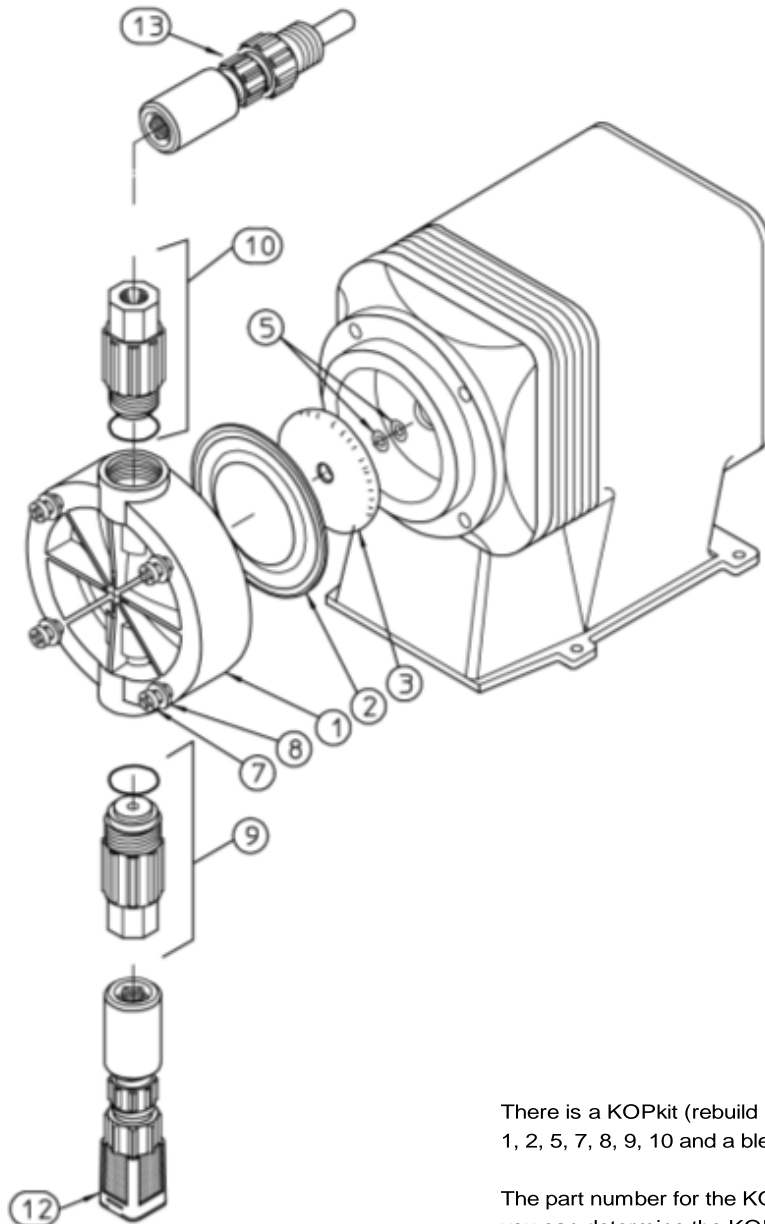
Use the fourth digit in the model number from your pump to identify the part numbers below

EXAMPLE MODEL:

Position	1	2	3	4	5	6	-	7	8	9	10	-	11	12	13
Model:	L	P	H	7	S	A	-	P	T	T	4	-	X	X	X

For example the pump head (ITEM #1) for this pump would be:

Part Number: L0200700-FPP



PART NUMBER	QTY	DIGIT IN POSITION NUMBER FOUR OF THE MODEL NUMBER
ITEM NO. 1: PUMP HEAD (FPP)		
L0200400-FPP	1	4
L0200500-FPP	1	5
L0200600-FPP	1	6
L0200700-FPP	1	7
ITEM NO. 2: DIAPHRAGM		
L0301100-THY	1	4
L0301200-THY	1	5
L0301300-THY	1	6
L0301400-THY	1	7
ITEM NO. 3: DEFLECTION PLATE		
L2100400-FPP	1	4
L2100500-FPP	1	5
L2100600-FPP	1	6
L2100700-FPP	1	7
ITEM NO. 5: SHIM (0-2 REQUIRED)		
L9901200-BRS	0-2	ANY DIGIT
ITEM NO. 7 & 8: PUMP HEAD SCREWS AND WASHERS KIT (CONTAINS BOLTS AND WASHERS)		
L3900200-000	1	4
L3900300-000	1	5, 6 OR 7
ITEM NO. 9: SUCTION VALVE		
L3101TT4-FPP	1	ANY DIGIT
ITEM NO. 10: DISCHARGE VALVE		
L3201TT4-FPP	1	ANY DIGIT
ITEM NO. 11: BLEED VALVE		
NO BLEED VALVE		
ITEM NO. 12: FOOT VALVE/STRAINER		
J40180	1	ANY DIGIT
ITEM NO. 13: INJECTION VALVE		
J41895	1	ANY DIGIT
REPLACEMENT FUSES		
L9707300-000	1	E+ SERIES AND E SERIES PUMPS WITH FUSE HOLDER
L9711200-000	1	A+, C, C+ AND E SERIES PUMPS WITH PC BOARD MOUNTED FUSE
L9704700-000	1	SERIES E-DC PUMPS
L9700700-250	1	SERIES MP PUMP-CIRCUIT

There is a KOPkit (rebuild kit) available for your pump that includes items 1, 2, 5, 7, 8, 9, 10 and a bleed valve o-ring

The part number for the KOPkit can be found on your pump data label or you can determine the KOPkit part number from your pump model number by using the fourth, seventh, eighth, ninth and tenth positions for the model string

EXAMPLE:

Model	L	P	H	7	S	A	-	P	T	T	4	-	X	X	X
KOPkit Number				7				P	T	T	4				

= K7PTT4

PTT5 WET END PARTS

The following part numbers are the pump models with liquid end code PTT5 in the model
EXAMPLE: LPH7SA-PTT5-XXX

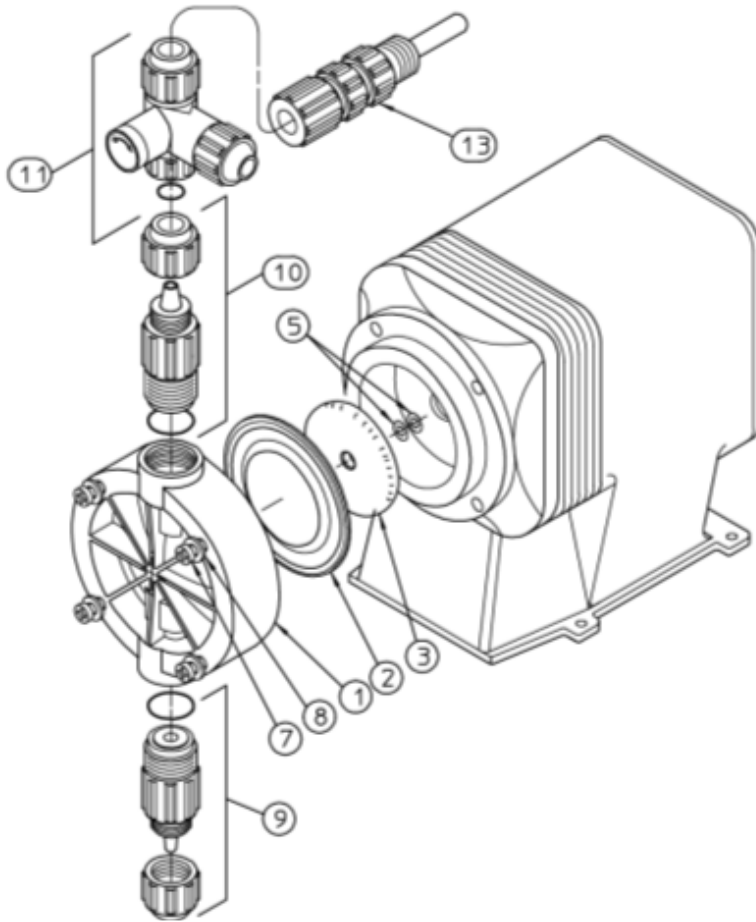
Use the fourth digit in the model number from your pump to identify the part numbers below

EXAMPLE MODEL:

Position	1	2	3	4	5	6	-	7	8	9	10	-	11	12	13
Model:	L	P	H	7	S	A	-	P	T	T	5	-	X	X	X

For example the pump head (ITEM #1) for this pump would be:

Part Number: L0200700-FPP



PART NUMBER	QTY	DIGIT IN POSITION NUMBER FOUR OF THE MODEL NUMBER
ITEM NO. 1: PUMP HEAD (FPP)		
L0200300-FPP	1	3
L0200400-FPP	1	4
L0200500-FPP	1	5
L0200600-FPP	1	6
L0200700-FPP	1	7
ITEM NO. 2: DIAPHRAGM		
L0301000-THY	1	3
L0301100-THY	1	4
L0301200-THY	1	5
L0301300-THY	1	6
L0301400-THY	1	7
ITEM NO. 3: DEFLECTION PLATE		
L2100300-FPP	1	3
L2100400-FPP	1	4
L2100500-FPP	1	5
L2100600-FPP	1	6
L2100700-FPP	1	7
ITEM NO. 5: SHIM (0-2 REQUIRED)		
L9901200-BRS	0-2	ANY DIGIT
ITEM NO. 7 & 8: PUMP HEAD SCREWS AND WASHERS KIT (CONTAINS BOLTS AND WASHERS)		
L3900200-000	1	3 OR 4
L3900300-000	1	5, 6 OR 7
ITEM NO. 9: SUCTION VALVE		
L3101TT7-FPP	1	ANY DIGIT
ITEM NO. 10: DISCHARGE VALVE		
L3201TT5-FPP	1	ANY DIGIT
ITEM NO. 11: BLEED VALVE		
L3300T03-FPP	1	ANY DIGIT
ITEM NO. 12: FOOT VALVE/STRAINER		
NONE		
ITEM NO. 13: INJECTION VALVE		
J41875	1	ANY DIGIT
REPLACEMENT FUSES		
L9707300-000	1	E+ SERIES AND E SERIES PUMPS WITH FUSE HOLDER
L9711200-000	1	A+, C, C+ AND E SERIES PUMPS WITH PC BOARD MOUNTED FUSE
L9704700-000	1	SERIES E-DC PUMPS
L9700700-250	1	SERIES MP PUMP-CIRCUIT

There is a KOPkit (rebuild kit) available for your pump that includes items 1, 2, 5, 7, 8, 9, 10 and a bleed valve o-ring

The part number for the KOPkit can be found on your pump data label or you can determine the KOPkit part number from your pump model number by using the fourth, seventh, eighth, ninth and tenth positions for the model string

EXAMPLE:

Model	L	P	H	7	S	A	-	P	T	T	5	-	X	X	X
KOPkit Number				7				P	T	T	5				

= K7PTT5

PTT8 WET END PARTS

The following part numbers are the pump models with liquid end code PTT8 in the model
EXAMPLE: LPH5MA-PTT8-XXX

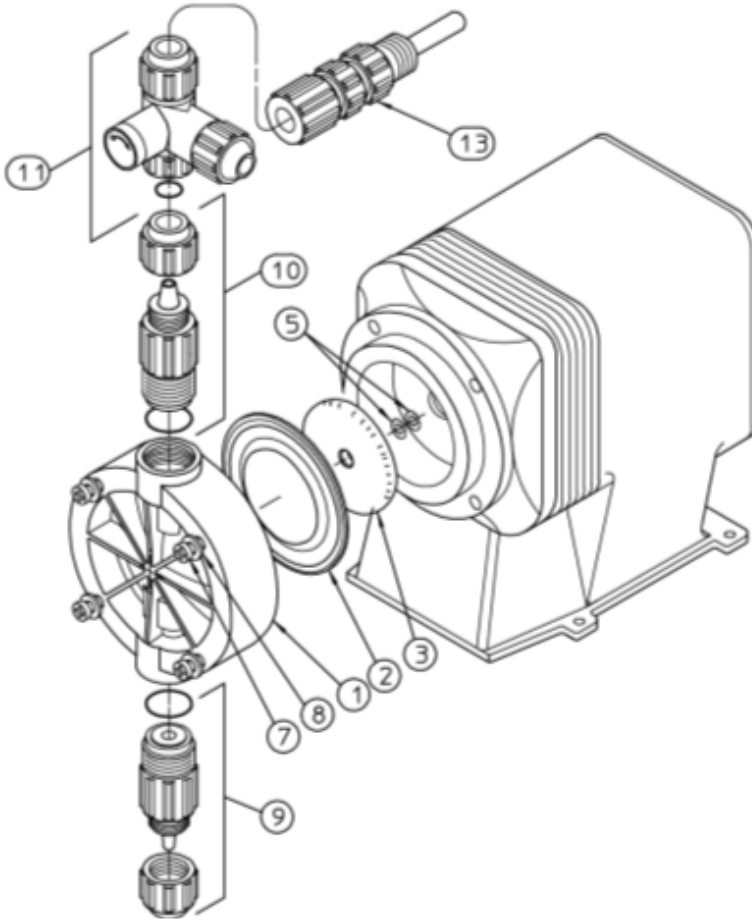
Use the fourth digit in the model number from your pump to identify the part numbers below

EXAMPLE MODEL:

Position	1	2	3	4	5	6	-	7	8	9	10	-	11	12	13
Model:	L	P	H	5	M	A	-	P	T	T	8	-	X	X	X

For example the pump head (ITEM #1) for this pump would be:

Part Number: L0200500-FPP



PART NUMBER	QTY	DIGIT IN POSITION NUMBER FOUR OF THE MODEL NUMBER
ITEM NO. 1: PUMP HEAD (FPP)		
L0200500-FPP	1	5
L0200600-FPP	1	6
L0200700-FPP	1	7
L0200800-PPL	1	8
ITEM NO. 2: DIAPHRAGM		
L0301200-THY	1	5
L0301300-THY	1	6
L0301400-THY	1	7
L0301600-THY	1	8
ITEM NO. 3: DEFLECTION PLATE		
L2100500-FPP	1	5
L2100600-FPP	1	6
L2100700-FPP	1	7
NONE		8
ITEM NO. 5: SHIM (0-2 REQUIRED)		
L9901200-BRS	0-2	ANY DIGIT
ITEM NO. 7 & 8: PUMP HEAD SCREWS AND WASHERS KIT (CONTAINS BOLTS AND WASHERS)		
L3900300-000	1	5, 6 OR 7
L3900600-000	1	8
ITEM NO. 9: SUCTION VALVE		
L3101TT8-FPP	1	ANY DIGIT
ITEM NO. 10: DISCHARGE VALVE		
L3201TT8-FPP	1	ANY DIGIT
ITEM NO. 11: BLEED VALVE		
NONE		
ITEM NO. 12: FOOT VALVE/STRAINER		
NONE		
ITEM NO. 13: INJECTION VALVE		
J41898	1	ANY DIGIT
REPLACEMENT FUSES		
L9707300-000	1	E+ SERIES AND E SERIES PUMPS WITH FUSE HOLDER
L9711200-000	1	A+, C, C+ AND E SERIES PUMPS WITH PC BOARD MOUNTED FUSE
L9704700-000	1	SERIES E-DC PUMPS
L9700700-250	1	SERIES MP PUMP-CIRCUIT BREAKER

There is a KOPkit (rebuild kit) available for your pump that includes items 1, 2, 5, 7, 8, 9, 10 and a bleed valve o-ring

The part number for the KOPkit can be found on your pump data label or you can determine the KOPkit part number from your pump model number by using the fourth, seventh, eighth, ninth and tenth positions for the model string

EXAMPLE:

Model	L	P	H	5	M	A	-	P	T	T	8	-	X	X	X
KOPkit Number				5				P	T	T	8				

= K5PTT8

PTTB WET END PARTS

The following part numbers are the pump models with liquid end code PTTB in the model
EXAMPLE: LPH8SA-PTTB-XXX

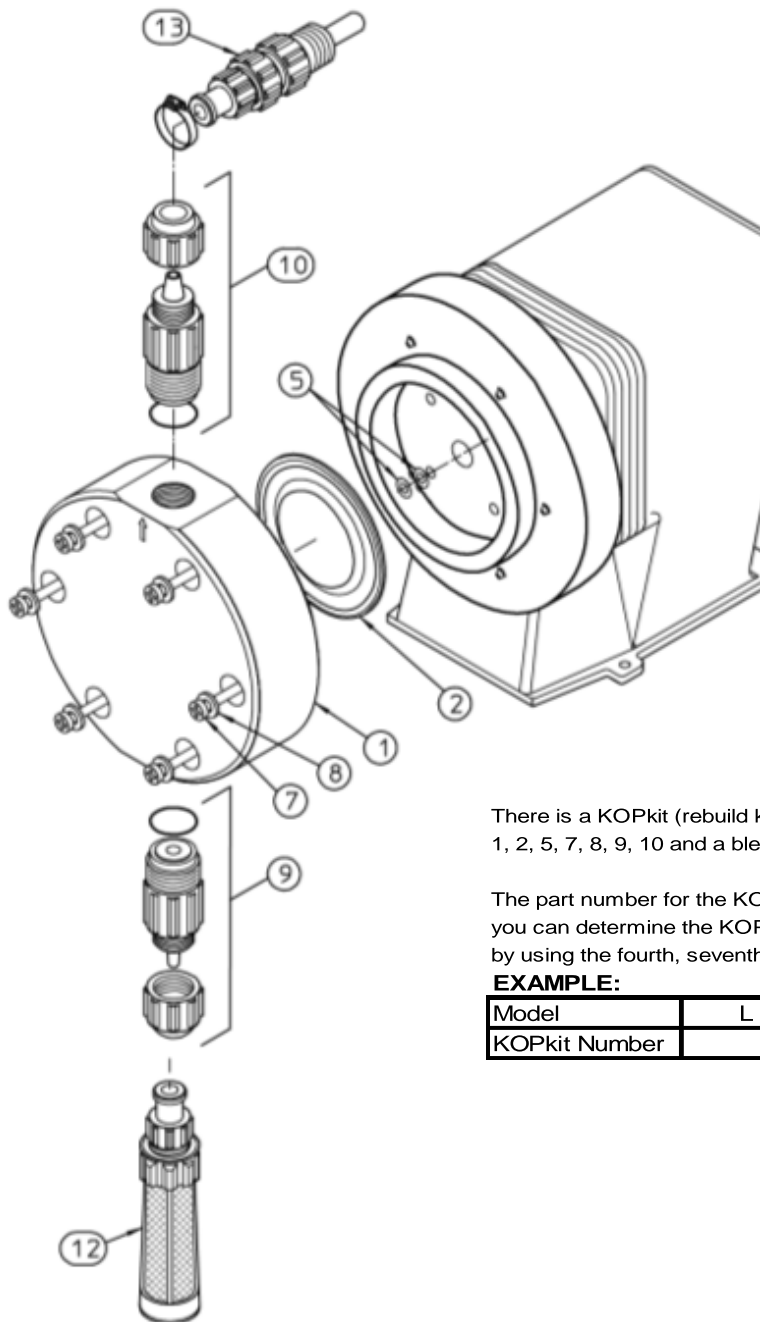
Use the fourth digit in the model number from your pump to identify the part numbers below

EXAMPLE MODEL:

Position	1	2	3	4	5	6	-	7	8	9	10	-	11	12	13
Model:	L	P	H	8	S	A	-	P	T	T	B	-	X	X	X

For example the pump head (ITEM #1) for this pump would be:

Part Number: L0200800-PPL



PART NUMBER	QTY	DIGIT IN POSITION NUMBER FOUR OF THE MODEL NUMBER
ITEM NO. 1: PUMP HEAD (PPL)		
L0200800-PPL	1	8
ITEM NO. 2: DIAPHRAGM		
L0301600-THY	1	8
ITEM NO. 3: DEFLECTION PLATE		
NOT USED ON THESE MODELS		
ITEM NO. 5: SHIM (0-2 REQUIRED)		
L9901200-BRS	0-2	8
ITEM NO. 7 & 8: PUMP HEAD SCREWS AND WASHERS KIT (CONTAINS BOLTS AND WASHERS)		
L3900600-000	1	8
ITEM NO. 9: SUCTION VALVE		
L3101TCB-FPP	1	8
ITEM NO. 10: DISCHARGE VALVE		
L3201TCB-FPP	1	8
ITEM NO. 11: BLEED VALVE		
NO BLEED VALVE		
ITEM NO. 12: FOOT VALVE/STRAINER		
J60561	1	8
ITEM NO. 13: INJECTION VALVE		
J61492	1	8
REPLACEMENT FUSES		
L9707300-000	1	E+ SERIES AND E SERIES PUMPS WITH FUSE HOLDER
L9711200-000	1	A+, C, C+ AND E SERIES PUMPS WITH PC BOARD MOUNTED FUSE
L9704700-000	1	SERIES E-DC PUMPS
L9700700-250	1	SERIES MP PUMP-CIRCUIT

There is a KOPkit (rebuild kit) available for your pump that includes items 1, 2, 5, 7, 8, 9, 10 and a bleed valve o-ring

The part number for the KOPkit can be found on your pump data label or you can determine the KOPkit part number from your pump model number by using the fourth, seventh, eighth, ninth and tenth positions for the model string

EXAMPLE:

Model	L	P	H	8	S	A	-	P	T	T	B	-	X	X	X	
KOPkit Number				8				P	T	T	B					= K8PTTB

PVC1 WET END PARTS

The following part numbers are the pump models with liquid end code PVC1 in the model
EXAMPLE: LB64SA-PVC1-XXX

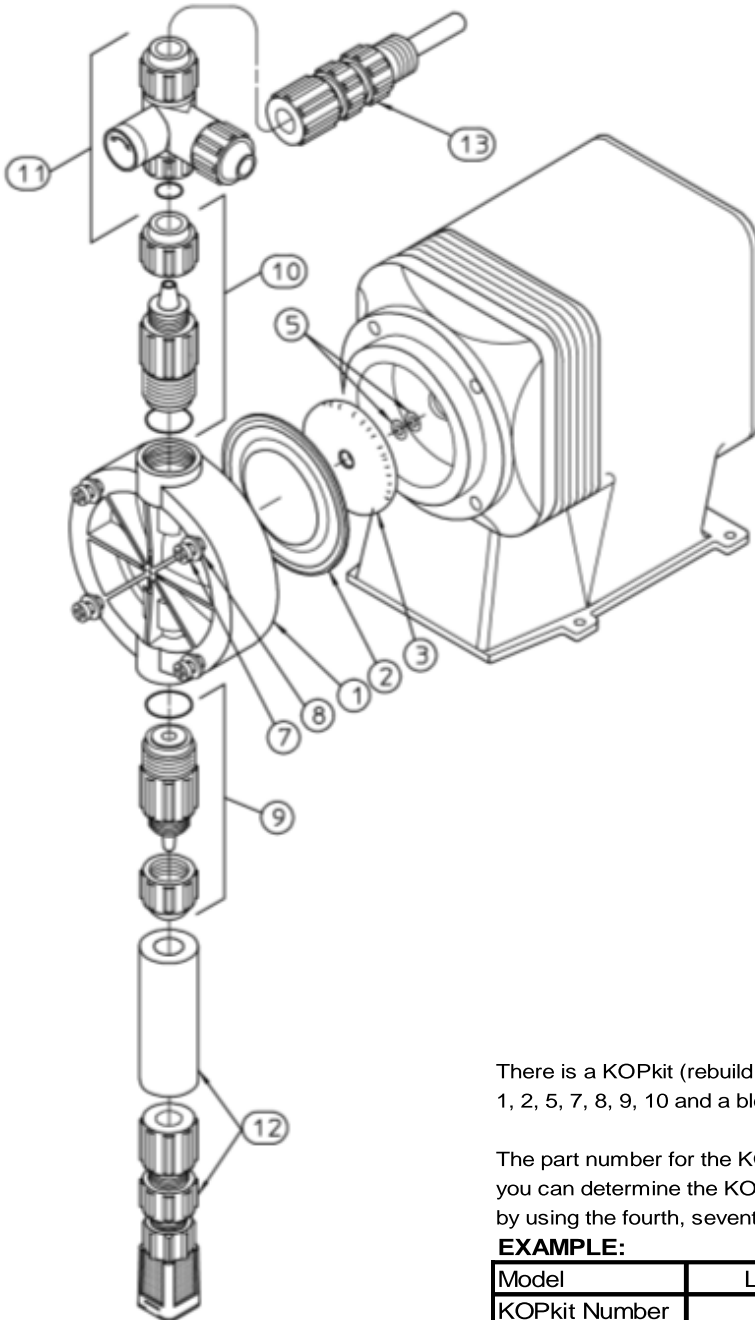
Use the fourth digit in the model number from your pump to identify the part numbers below

EXAMPLE MODEL:

Position	1	2	3	4	5	6	-	7	8	9	10	-	11	12	13
Model:	L	B	6	4	S	A	-	P	V	C	1	-	X	X	X

For example the pump head (ITEM #1) for this pump would be:

Part Number: L0200400-FPP



PART NUMBER	QTY	DIGIT IN POSITION NUMBER FOUR OF THE MODEL NUMBER
ITEM NO. 1: PUMP HEAD (FPP)		
L0200900-FPP	1	2
L0200300-FPP	1	3
L0200400-FPP	1	4
ITEM NO. 2: DIAPHRAGM		
L0300900-THY	1	2
L0301000-THY	1	3
L0301100-THY	1	4
ITEM NO. 3: DEFLECTION PLATE		
L2100200-FPP	1	2
L2100300-FPP	1	3
L2100400-FPP	1	4
ITEM NO. 5: SHIM (0-2 REQUIRED)		
L9901200-BRS	0-2	ANY DIGIT
ITEM NO. 7 & 8: PUMP HEAD SCREWS AND WASHERS KIT (CONTAINS BOLTS AND WASHERS)		
L3900200-000	1	2, 3 OR 4
ITEM NO. 9: SUCTION VALVE		
L3101VC1-FPP	1	ANY DIGIT
ITEM NO. 10: DISCHARGE VALVE		
L3201VC1-FPP	1	ANY DIGIT
ITEM NO. 11: BLEED VALVE		
L3300V01-FPP	1	ANY DIGIT
ITEM NO. 12: FOOT VALVE/STRAINER		
J60524	1	ANY DIGIT
ITEM NO. 13: INJECTION VALVE		
41715	1	ANY DIGIT
REPLACEMENT FUSES		
L9707300-000	1	E+ SERIES AND E SERIES PUMPS WITH FUSE HOLDER
L9711200-000	1	A+, C, C+ AND E SERIES PUMPS WITH PC BOARD MOUNTED FUSE
L9704700-000	1	SERIES E-DC PUMPS
L9700700-250	1	SERIES MP PUMP-CIRCUIT

There is a KOPkit (rebuild kit) available for your pump that includes items 1, 2, 5, 7, 8, 9, 10 and a bleed valve o-ring

The part number for the KOPkit can be found on your pump data label or you can determine the KOPkit part number from your pump model number by using the fourth, seventh, eighth, ninth and tenth positions for the model string

EXAMPLE:

Model	L	B	6	4	S	A	-	P	V	C	1	-	X	X	X
KOPkit Number				4				P	V	C	1				

= K4PVC1

PVC2 WET END PARTS

The following part numbers are the pump models with liquid end code PVC2 in the model
EXAMPLE: LB64SA-PVC2-XXX

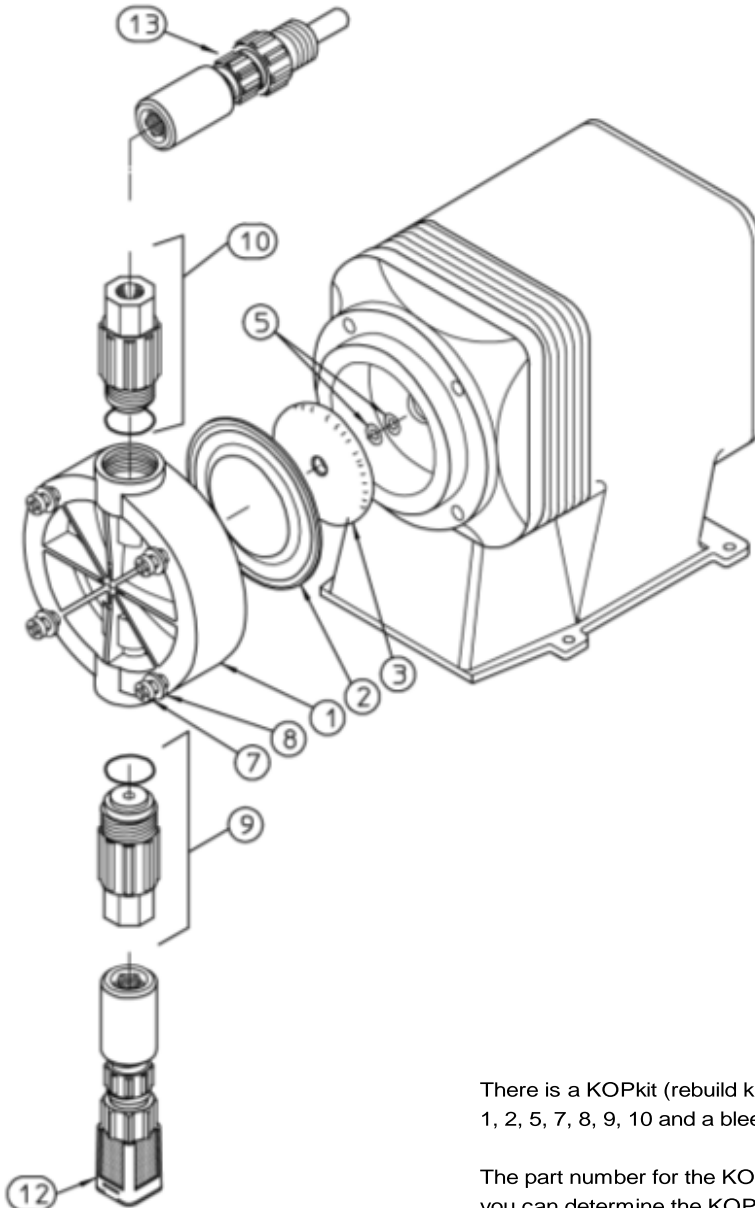
Use the fourth digit in the model number from your pump to identify the part numbers below

EXAMPLE MODEL:

Position	1	2	3	4	5	6	-	7	8	9	10	-	11	12	13
Model:	L	B	6	4	S	A	-	P	V	C	2	-	X	X	X

For example the pump head (ITEM #1) for this pump would be:

Part Number: L0200400-FPP



PART NUMBER	QTY	DIGIT IN POSITION NUMBER FOUR OF THE MODEL NUMBER
ITEM NO. 1: PUMP HEAD (FPP)		
L0200900-FPP	1	2
L0200300-FPP	1	3
L0200400-FPP	1	4
ITEM NO. 2: DIAPHRAGM		
L0300900-THY	1	2
L0301000-THY	1	3
L0301100-THY	1	4
ITEM NO. 3: DEFLECTION PLATE		
L2100200-FPP	1	2
L2100300-FPP	1	3
L2100400-FPP	1	4
ITEM NO. 5: SHIM (0-2 REQUIRED)		
L9901200-BRS	0-2	ANY DIGIT
ITEM NO. 7 & 8: PUMP HEAD SCREWS AND WASHERS KIT (CONTAINS BOLTS AND WASHERS)		
L3900200-000	1	2, 3 OR 4
ITEM NO. 9: SUCTION VALVE		
L3101VC2-FPP	1	ANY DIGIT
ITEM NO. 10: DISCHARGE VALVE		
L3201VC2-FPP	1	ANY DIGIT
ITEM NO. 11: BLEED VALVE		
NO BLEED VALVE		
ITEM NO. 12: FOOT VALVE/STRAINER		
J40187	1	ANY DIGIT
ITEM NO. 13: INJECTION VALVE		
J41901	1	ANY DIGIT
REPLACEMENT FUSES		
L9707300-000	1	E+ SERIES AND E SERIES PUMPS WITH FUSE HOLDER
L9711200-000	1	A+, C, C+ AND E SERIES PUMPS WITH PC BOARD MOUNTED FUSE
L9704700-000	1	SERIES E-DC PUMPS
L9700700-250	1	SERIES MP PUMP-CIRCUIT

There is a KOPkit (rebuild kit) available for your pump that includes items 1, 2, 5, 7, 8, 9, 10 and a bleed valve o-ring

The part number for the KOPkit can be found on your pump data label or you can determine the KOPkit part number from your pump model number by using the fourth, seventh, eighth, ninth and tenth positions for the model string

EXAMPLE:

Model	L	B	6	4	S	A	-	P	V	C	2	-	X	X	X
KOPkit Number				4				P	V	C	2				

= K4PVC2

PVC3 WET END PARTS

The following part numbers are the pump models with liquid end code PVC3 in the model
EXAMPLE: LPH7SA-PVC3-XXX

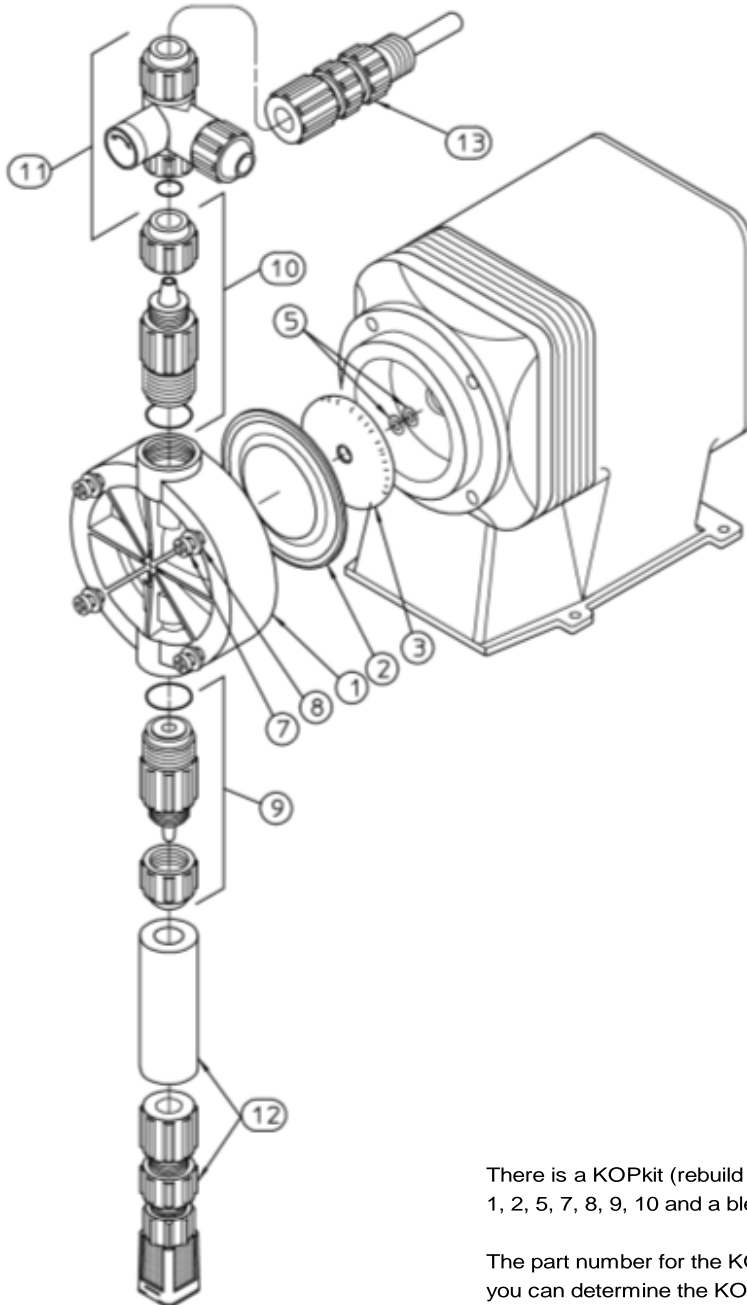
Use the fourth digit in the model number from your pump to identify the part numbers below

EXAMPLE MODEL:

Position	1	2	3	4	5	6	-	7	8	9	10	-	11	12	13
Model:	L	P	H	7	S	A	-	P	V	C	3	-	X	X	X

For example the pump head (ITEM #1) for this pump would be:

Part Number: L0200700-FPP



PART NUMBER	QTY	DIGIT IN POSITION NUMBER FOUR OF THE MODEL NUMBER
ITEM NO. 1: PUMP HEAD (FPP)		
L0200400-FPP	1	4
L0200500-FPP	1	5
L0200600-FPP	1	6
L0200700-FPP	1	7
ITEM NO. 2: DIAPHRAGM		
L0301100-THY	1	4
L0301200-THY	1	5
L0301300-THY	1	6
L0301400-THY	1	7
ITEM NO. 3: DEFLECTION PLATE		
L2100400-FPP	1	4
L2100500-FPP	1	5
L2100600-FPP	1	6
L2100700-FPP	1	7
ITEM NO. 5: SHIM (0-2 REQUIRED)		
L9901200-BRS	0-2	ANY DIGIT
ITEM NO. 7 & 8: PUMP HEAD SCREWS AND WASHERS KIT (CONTAINS BOLTS AND WASHERS)		
L3900200-000	1	4
L3900300-000	1	5, 6 OR 7
ITEM NO. 9: SUCTION VALVE		
L3101VC3-FPP	1	ANY DIGIT
ITEM NO. 10: DISCHARGE VALVE		
L3201VC3-FPP	1	ANY DIGIT
ITEM NO. 11: BLEED VALVE		
L3300V03-FPP	1	ANY DIGIT
ITEM NO. 12: FOOT VALVE/STRAINER		
J60509	1	ANY DIGIT
ITEM NO. 13: INJECTION VALVE		
41716	1	ANY DIGIT
REPLACEMENT FUSES		
L9707300-000	1	E+ SERIES AND E SERIES PUMPS WITH FUSE HOLDER
L9711200-000	1	A+, C, C+ AND E SERIES PUMPS WITH PC BOARD MOUNTED FUSE
L9704700-000	1	SERIES E-DC PUMPS
L9700700-250	1	SERIES MP PUMP-CIRCUIT

There is a KOPkit (rebuild kit) available for your pump that includes items 1, 2, 5, 7, 8, 9, 10 and a bleed valve o-ring

The part number for the KOPkit can be found on your pump data label or you can determine the KOPkit part number from your pump model number by using the fourth, seventh, eighth, ninth and tenth positions for the model string

EXAMPLE:

Model	L	P	H	7	S	A	-	P	V	C	3	-	X	X	X
KOPkit Number				7				P	V	C	3				

= K7PVC3

PVC4 WET END PARTS

The following part numbers are the pump models with liquid end code PVC4 in the model
EXAMPLE: LPH7SA-PVC4-XXX

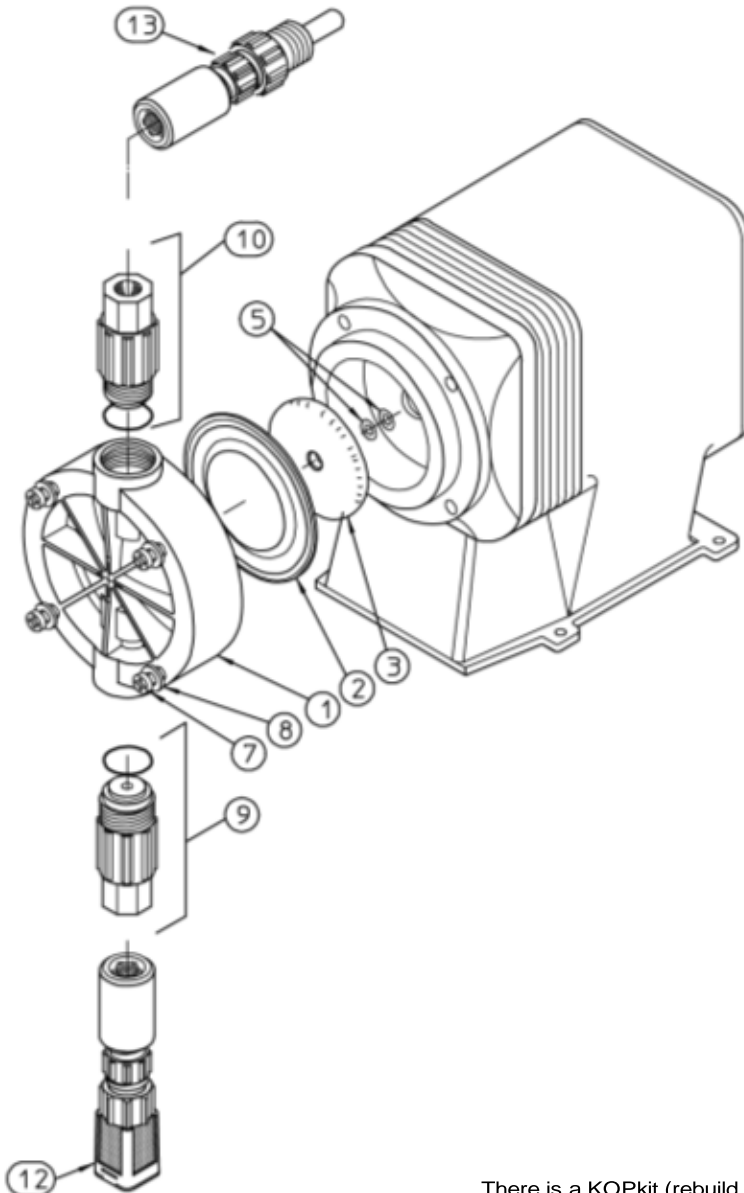
Use the fourth digit in the model number from your pump to identify the part numbers below

EXAMPLE MODEL:

Position	1	2	3	4	5	6	-	7	8	9	10	-	11	12	13
Model:	L	P	H	7	S	A	-	P	V	C	4	-	X	X	X

For example the pump head (ITEM #1) for this pump would be:

Part Number: L0200700-FPP



PART NUMBER	QTY	DIGIT IN POSITION NUMBER FOUR OF THE MODEL NUMBER
ITEM NO. 1: PUMP HEAD (FPP)		
L0200400-FPP	1	4
L0200500-FPP	1	5
L0200600-FPP	1	6
L0200700-FPP	1	7
ITEM NO. 2: DIAPHRAGM		
L0301100-THY	1	4
L0301200-THY	1	5
L0301300-THY	1	6
L0301400-THY	1	7
ITEM NO. 3: DEFLECTION PLATE		
L2100400-FPP	1	4
L2100500-FPP	1	5
L2100600-FPP	1	6
L2100700-FPP	1	7
ITEM NO. 5: SHIM (0-2 REQUIRED)		
L9901200-BRS	0-2	ANY DIGIT
ITEM NO. 7 & 8: PUMP HEAD SCREWS AND WASHERS KIT (CONTAINS BOLTS AND WASHERS)		
L3900200-000	1	4
L3900300-000	1	5, 6 OR 7
ITEM NO. 9: SUCTION VALVE		
L3101VC4-FPP	1	ANY DIGIT
ITEM NO. 10: DISCHARGE VALVE		
L3201VC4-FPP	1	ANY DIGIT
ITEM NO. 11: BLEED VALVE		
NO BLEED VALVE		
ITEM NO. 12: FOOT VALVE/STRAINER		
J40187	1	ANY DIGIT
ITEM NO. 13: INJECTION VALVE		
J41901	1	ANY DIGIT
REPLACEMENT FUSES		
L9707300-000	1	E+ SERIES AND E SERIES PUMPS WITH FUSE HOLDER
L9711200-000	1	A+, C, C+ AND E SERIES PUMPS WITH PC BOARD MOUNTED FUSE
L9704700-000	1	SERIES E-DC PUMPS
L9700700-250	1	SERIES MP PUMP-CIRCUIT

There is a KOPkit (rebuild kit) available for your pump that includes items 1, 2, 5, 7, 8, 9, 10 and a bleed valve o-ring

The part number for the KOPkit can be found on your pump data label or you can determine the KOPkit part number from your pump model number by using the fourth, seventh, eighth, ninth and tenth positions for the model string

EXAMPLE:

Model	L	P	H	7	S	A	-	P	V	C	4	-	X	X	X
KOPkit Number				7				P	V	C	4				

= K7PVC4

PVCB WET END PARTS

The following part numbers are the pump models with liquid end code PVCB in the model
EXAMPLE: LPH8SA-PVCB-XXX

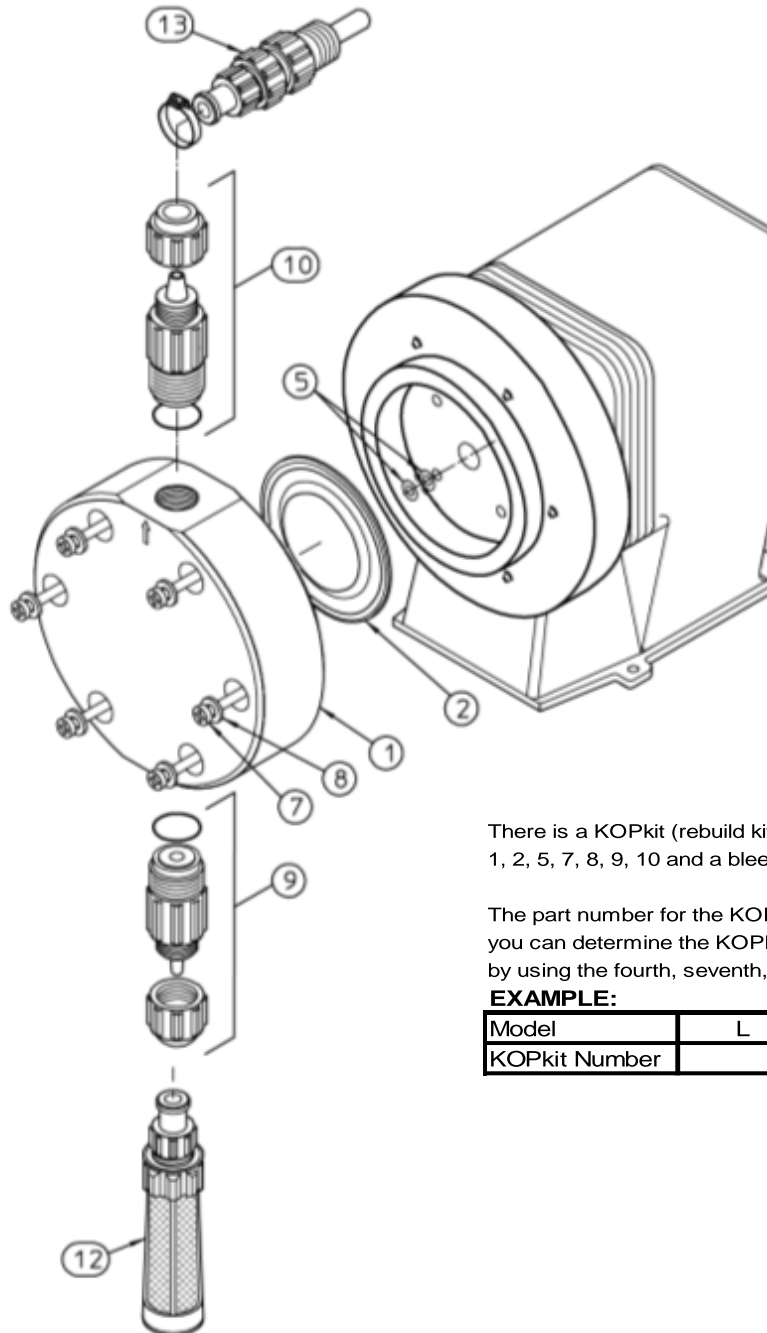
Use the fourth digit in the model number from your pump to identify the part numbers below

EXAMPLE MODEL:

Position	1	2	3	4	5	6	-	7	8	9	10	-	11	12	13
Model:	L	P	H	8	S	A	-	P	V	C	B	-	X	X	X

For example the pump head (ITEM #1) for this pump would be:

Part Number: L0200800-PPL



PART NUMBER	QTY	DIGIT IN POSITION NUMBER FOUR OF THE MODEL NUMBER
ITEM NO. 1: PUMP HEAD (PPL)		
L0200800-PPL	1	8
ITEM NO. 2: DIAPHRAGM		
L0301600-THY	1	8
ITEM NO. 3: DEFLECTION PLATE		
NOT USED ON THESE MODELS		
ITEM NO. 5: SHIM (0-2 REQUIRED)		
L9901200-BRS	0-2	8
ITEM NO. 7 & 8: PUMP HEAD SCREWS AND WASHERS KIT (CONTAINS BOLTS AND WASHERS)		
L3900600-000	1	8
ITEM NO. 9: SUCTION VALVE		
L3101VCB-FPP	1	8
ITEM NO. 10: DISCHARGE VALVE		
L3201VCB-FPP	1	8
ITEM NO. 11: BLEED VALVE		
NO BLEED VALVE		
ITEM NO. 12: FOOT VALVE/STRAINER		
J60561	1	8
ITEM NO. 13: INJECTION VALVE		
J61484	1	8
REPLACEMENT FUSES		
L9707300-000	1	E+ SERIES AND E SERIES PUMPS WITH FUSE HOLDER
L9711200-000	1	A+, C, C+ AND E SERIES PUMPS WITH PC BOARD MOUNTED FUSE
L9704700-000	1	SERIES E-DC PUMPS
L9700700-250	1	SERIES MP PUMP-CIRCUIT

There is a KOPkit (rebuild kit) available for your pump that includes items 1, 2, 5, 7, 8, 9, 10 and a bleed valve o-ring

The part number for the KOPkit can be found on your pump data label or you can determine the KOPkit part number from your pump model number by using the fourth, seventh, eighth, ninth and tenth positions for the model string

EXAMPLE:

Model	L	P	H	8	S	A	-	P	V	C	B	-	X	X	X	
KOPkit Number				8				P	V	C	B					= K8PVCB

PVS3 WET END PARTS

The following part numbers are the pump models with liquid end code PVS3 in the model
EXAMPLE: LME4TA-PVS3-XXX

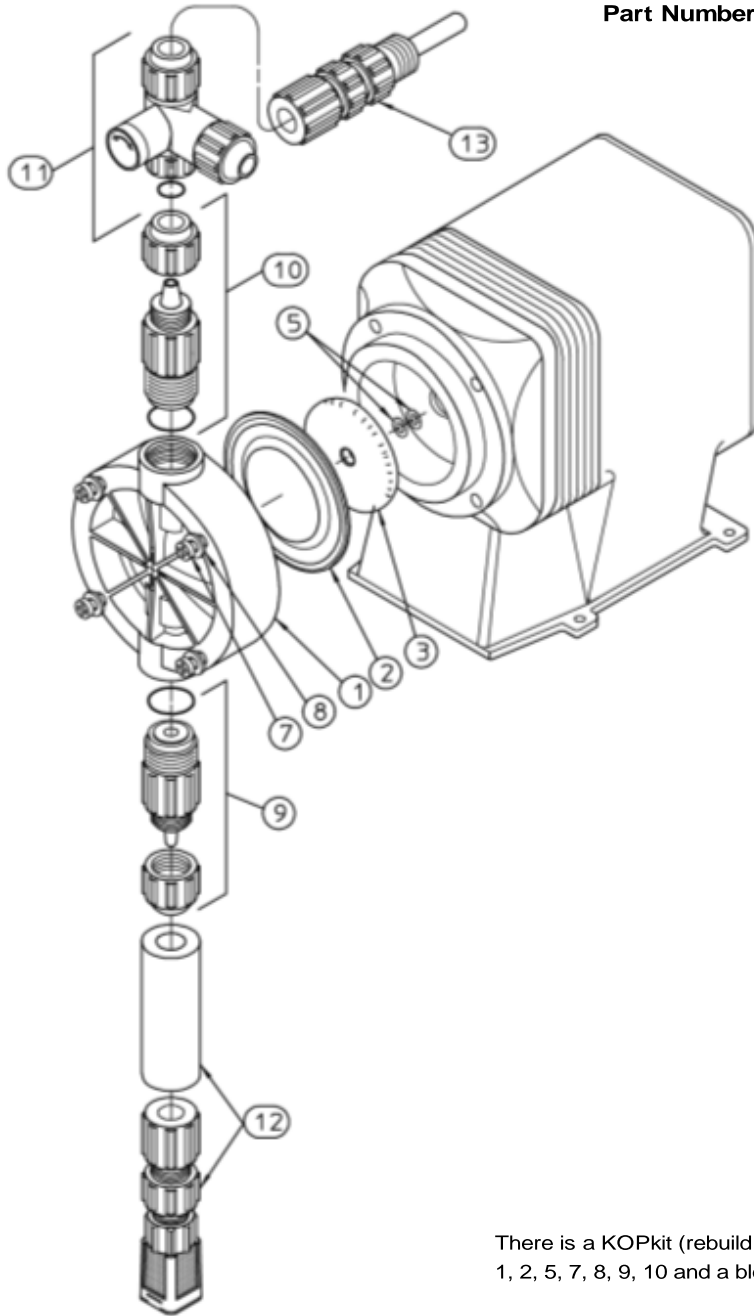
Use the fourth digit in the model number from your pump to identify the part numbers below

EXAMPLE MODEL:

Position	1	2	3	4	5	6	-	7	8	9	10	-	11	12	13
Model:	L	M	E	4	T	A	-	P	V	S	3	-	X	X	X

For example the pump head (ITEM #1) for this pump would be:

Part Number: L0200400-FPP



PART NUMBER	QTY	DIGIT IN POSITION NUMBER FOUR OF THE MODEL NUMBER
ITEM NO. 1: PUMP HEAD (FPP)		
L0200400-FPP	1	4
L0200500-FPP	1	5
L0200600-FPP	1	6
L0200700-FPP	1	7
ITEM NO. 2: DIAPHRAGM		
L0301100-THY	1	4
L0301200-THY	1	5
L0301300-THY	1	6
L0301400-THY	1	7
ITEM NO. 3: DEFLECTION PLATE		
L2100400-FPP	1	4
L2100500-FPP	1	5
L2100600-FPP	1	6
L2100700-FPP	1	7
ITEM NO. 5: SHIM (0-2 REQUIRED)		
L9901200-BRS	0-2	ANY DIGIT
ITEM NO. 7 & 8: PUMP HEAD SCREWS AND WASHERS KIT (CONTAINS BOLTS AND WASHERS)		
L3900200-000	1	4
L3900300-000	1	5, 6 OR 7
ITEM NO. 9: SUCTION VALVE		
L3101VS3-FPP	1	ANY DIGIT
ITEM NO. 10: DISCHARGE VALVE		
L3201VS3-FPP	1	ANY DIGIT
ITEM NO. 11: BLEED VALVE		
L3300V03-FPP	1	ANY DIGIT
ITEM NO. 12: FOOT VALVE/STRAINER		
J40141	1	ANY DIGIT
ITEM NO. 13: INJECTION VALVE		
J41882	1	ANY DIGIT
REPLACEMENT FUSES		
L9707300-000	1	E+ SERIES AND E SERIES PUMPS WITH FUSE HOLDER
L9711200-000	1	A+, C, C+ AND E SERIES PUMPS WITH PC BOARD MOUNTED FUSE
L9704700-000	1	SERIES E-DC PUMPS
L9700700-250	1	SERIES MP PUMP-CIRCUIT

There is a KOPkit (rebuild kit) available for your pump that includes items 1, 2, 5, 7, 8, 9, 10 and a bleed valve o-ring

The part number for the KOPkit can be found on your pump data label or you can determine the KOPkit part number from your pump model number by using the fourth, seventh, eighth, ninth and tenth positions for the model string

EXAMPLE:

Model	L	M	E	4	T	A	-	P	V	S	3	-	X	X	X
KOPkit Number				4				P	V	S	3				

= K7PVS3

VHC1 WET END PARTS

The following part numbers are the pump models with liquid end code VHC1 in the model
EXAMPLE: LB64SA-VHC1-XXX

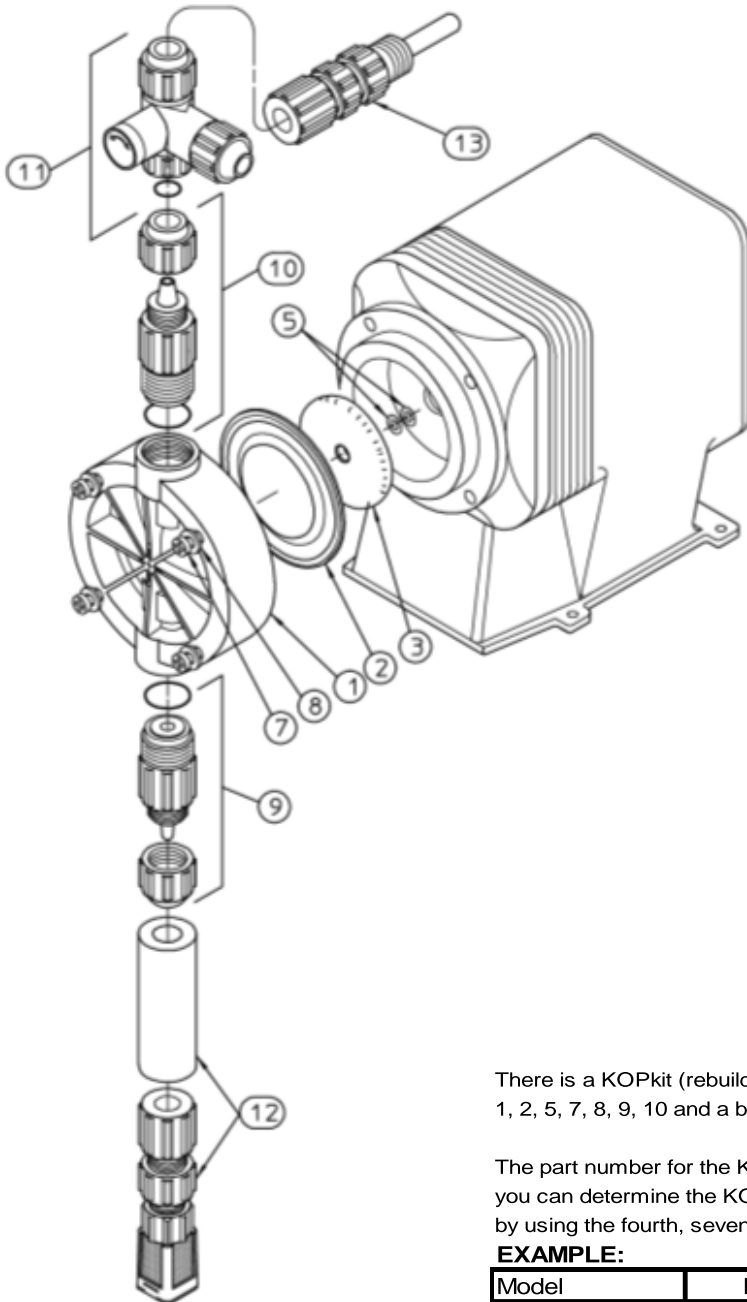
Use the fourth digit in the model number from your pump to identify the part numbers below

EXAMPLE MODEL:

Position	1	2	3	4	5	6	-	7	8	9	10	-	11	12	13
Model:	L	B	6	4	S	A	-	V	H	C	1	-	X	X	X

For example the pump head (ITEM #1) for this pump would be:

Part Number: L0200400-PVC



PART NUMBER	QTY	DIGIT IN POSITION NUMBER FOUR OF THE MODEL NUMBER
ITEM NO. 1: PUMP HEAD (PVC)		
L0200900-PVC	1	2
L0200300-PVC	1	3
L0200400-PVC	1	4
ITEM NO. 2: DIAPHRAGM		
L0300900-THY	1	2
L0301000-THY	1	3
L0301100-THY	1	4
ITEM NO. 3: DEFLECTION PLATE		
L2100200-FPP	1	2
L2100300-FPP	1	3
L2100400-FPP	1	4
ITEM NO. 5: SHIM (0-2 REQUIRED)		
L9901200-BRS	0-2	ANY DIGIT
ITEM NO. 7 & 8: PUMP HEAD SCREWS AND WASHERS KIT (CONTAINS BOLTS AND WASHERS)		
L3900200-000	1	2, 3 OR 4
ITEM NO. 9: SUCTION VALVE		
L3101HC1-PVC	1	ANY DIGIT
ITEM NO. 10: DISCHARGE VALVE		
L3201HC1-PVC	1	ANY DIGIT
ITEM NO. 11: BLEED VALVE		
L3300H01-PVC	1	ANY DIGIT
ITEM NO. 12: FOOT VALVE/STRAINER		
J60717	1	ANY DIGIT
ITEM NO. 13: INJECTION VALVE		
41693	1	ANY DIGIT
REPLACEMENT FUSES		
L9707300-000	1	E+ SERIES AND E SERIES PUMPS WITH FUSE HOLDER
L9711200-000	1	A+, C, C+ AND E SERIES PUMPS WITH PC BOARD MOUNTED FUSE
L9704700-000	1	SERIES E-DC PUMPS
L9700700-250	1	SERIES MP PUMP-CIRCUIT

There is a KOPkit (rebuild kit) available for your pump that includes items 1, 2, 5, 7, 8, 9, 10 and a bleed valve o-ring

The part number for the KOPkit can be found on your pump data label or you can determine the KOPkit part number from your pump model number by using the fourth, seventh, eighth, ninth and tenth positions for the model string

EXAMPLE:

Model	L	B	6	4	S	A	-	V	H	C	1	-	X	X	X
KOPkit Number				4				V	H	C	1				

= K4VHC1

VHC2 WET END PARTS

The following part numbers are the pump models with liquid end code VHC2 in the model
EXAMPLE: LB64SA-VHC2-XXX

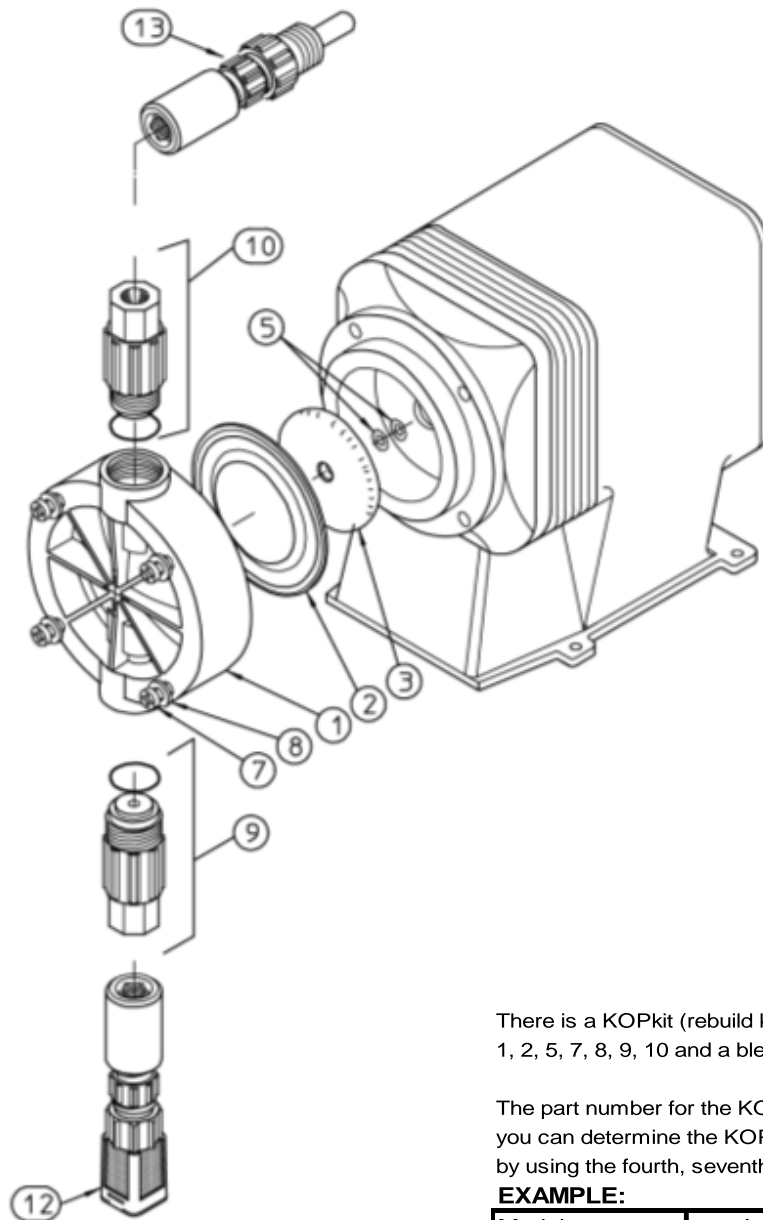
Use the fourth digit in the model number from your pump to identify the part numbers below

EXAMPLE MODEL:

Position	1	2	3	4	5	6	-	7	8	9	10	-	11	12	13
Model:	L	B	6	4	S	A	-	V	H	C	2	-	X	X	X

For example the pump head (ITEM #1) for this pump would be:

Part Number: L0200400-PVC



PART NUMBER	QTY	DIGIT IN POSITION NUMBER FOUR OF THE MODEL NUMBER
ITEM NO. 1: PUMP HEAD (PVC)		
L0200900-PVC	1	2
L0200300-PVC	1	3
L0200400-PVC	1	4
ITEM NO. 2: DIAPHRAGM		
L0300900-THY	1	2
L0301000-THY	1	3
L0301100-THY	1	4
ITEM NO. 3: DEFLECTION PLATE		
L2100200-FPP	1	2
L2100300-FPP	1	3
L2100400-FPP	1	4
ITEM NO. 5: SHIM (0-2 REQUIRED)		
L9901200-BRS	0-2	ANY DIGIT
ITEM NO. 7 & 8: PUMP HEAD SCREWS AND WASHERS KIT (CONTAINS BOLTS AND WASHERS)		
L3900200-000	1	2, 3 OR 4
ITEM NO. 9: SUCTION VALVE		
L3101HC2-PVC	1	ANY DIGIT
ITEM NO. 10: DISCHARGE VALVE		
L3201HC2-PVC	1	ANY DIGIT
ITEM NO. 11: BLEED VALVE		
NO BLEED VALVE		
ITEM NO. 12: FOOT VALVE/STRAINER		
J60701	1	ANY DIGIT
ITEM NO. 13: INJECTION VALVE		
J41911	1	ANY DIGIT
REPLACEMENT FUSES		
L9707300-000	1	E+ SERIES AND E SERIES PUMPS WITH FUSE HOLDER
L9711200-000	1	A+, C, C+ AND E SERIES PUMPS WITH PC BOARD MOUNTED FUSE
L9704700-000	1	SERIES E-DC PUMPS
L9700700-250	1	SERIES MP PUMP-CIRCUIT

There is a KOPkit (rebuild kit) available for your pump that includes items 1, 2, 5, 7, 8, 9, 10 and a bleed valve o-ring

The part number for the KOPkit can be found on your pump data label or you can determine the KOPkit part number from your pump model number by using the fourth, seventh, eighth, ninth and tenth positions for the model string

EXAMPLE:

Model	L	B	6	4	S	A	-	V	H	C	2	-	X	X	X
KOPkit Number				4				V	H	C	2				

= K4VHC2

VHC3 WET END PARTS

The following part numbers are the pump models with liquid end code VHC3 in the model
EXAMPLE: LPH6SA-VHC3-XXX

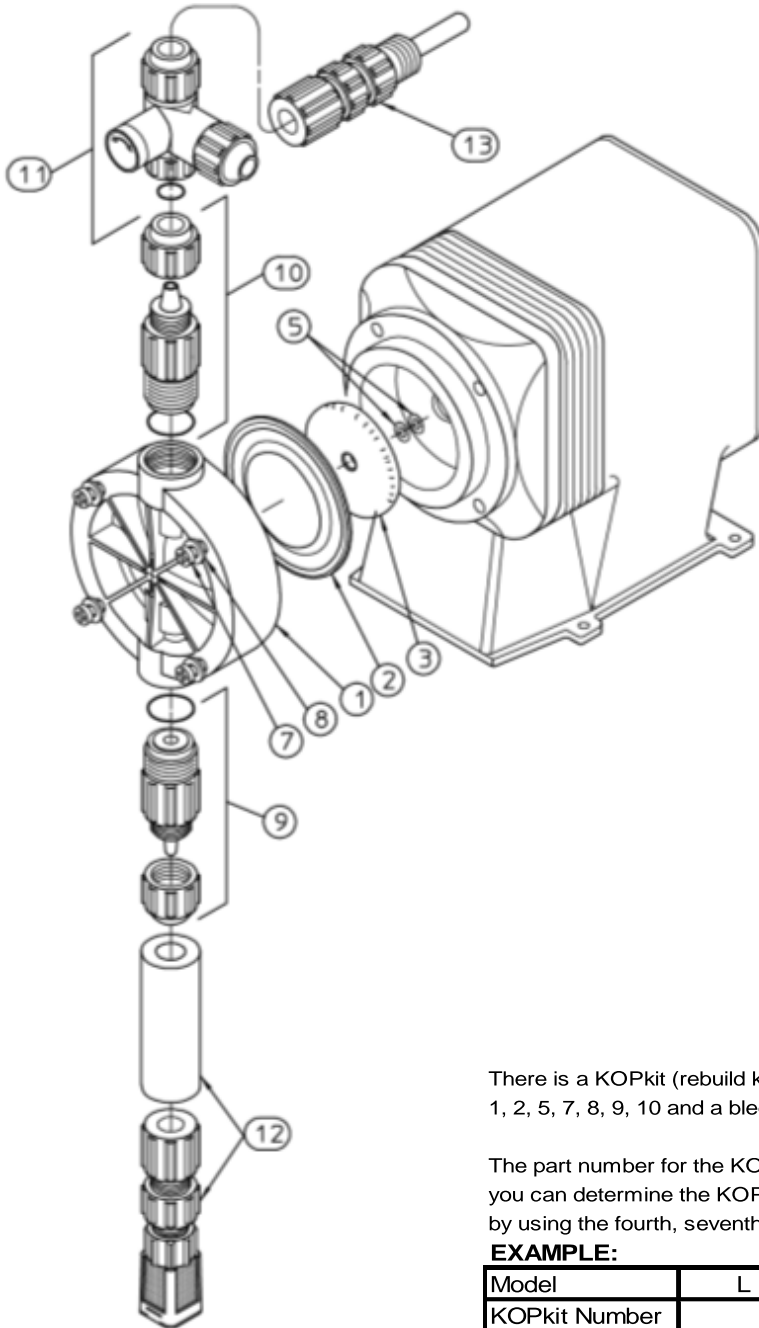
Use the fourth digit in the model number from your pump to identify the part numbers below

EXAMPLE MODEL:

Position	1	2	3	4	5	6	-	7	8	9	10	-	11	12	13
Model:	L	P	H	6	S	A	-	V	H	C	3	-	X	X	X

For example the pump head (ITEM #1) for this pump would be:

Part Number: L0200600-PVC



PART NUMBER	QTY	DIGIT IN POSITION NUMBER FOUR OF THE MODEL NUMBER
ITEM NO. 1: PUMP HEAD (PVC)		
L0200400-PVC	1	4
L0200500-PVC	1	5
L0200600-PVC	1	6
ITEM NO. 2: DIAPHRAGM		
L0301100-THY	1	4
L0301200-THY	1	5
L0301300-THY	1	6
ITEM NO. 3: DEFLECTION PLATE		
L2100400-FPP	1	4
L2100500-FPP	1	5
L2100600-FPP	1	6
ITEM NO. 5: SHIM (0-2 REQUIRED)		
L9901200-BRS	0-2	ANY DIGIT
ITEM NO. 7 & 8: PUMP HEAD SCREWS AND WASHERS KIT (CONTAINS BOLTS AND WASHERS)		
L3900200-000	1	4
L3900300-000	1	5 OR 6
ITEM NO. 9: SUCTION VALVE		
L3101HC3-PVC	1	ANY DIGIT
ITEM NO. 10: DISCHARGE VALVE		
L3201HC3-PVC	1	ANY DIGIT
ITEM NO. 11: BLEED VALVE		
L3300H03-PVC	1	ANY DIGIT
ITEM NO. 12: FOOT VALVE/STRAINER		
J60729	1	ANY DIGIT
ITEM NO. 13: INJECTION VALVE		
J41694	1	ANY DIGIT
REPLACEMENT FUSES		
L9707300-000	1	E+ SERIES AND E SERIES PUMPS WITH FUSE HOLDER
L9711200-000	1	A+, C, C+ AND E SERIES PUMPS WITH PC BOARD MOUNTED FUSE
L9704700-000	1	SERIES E-DC PUMPS
L9700700-250	1	SERIES MP PUMP-CIRCUIT

There is a KOPkit (rebuild kit) available for your pump that includes items 1, 2, 5, 7, 8, 9, 10 and a bleed valve o-ring

The part number for the KOPkit can be found on your pump data label or you can determine the KOPkit part number from your pump model number by using the fourth, seventh, eighth, ninth and tenth positions for the model string

EXAMPLE:

Model	L	P	H	6	S	A	-	V	H	C	3	-	X	X	X
KOPkit Number				6				V	H	C	3				

= K6VHC3

VHC4 WET END PARTS

The following part numbers are the pump models with liquid end code VHC4 in the model
EXAMPLE: LPH6SA-VHC4-XXX

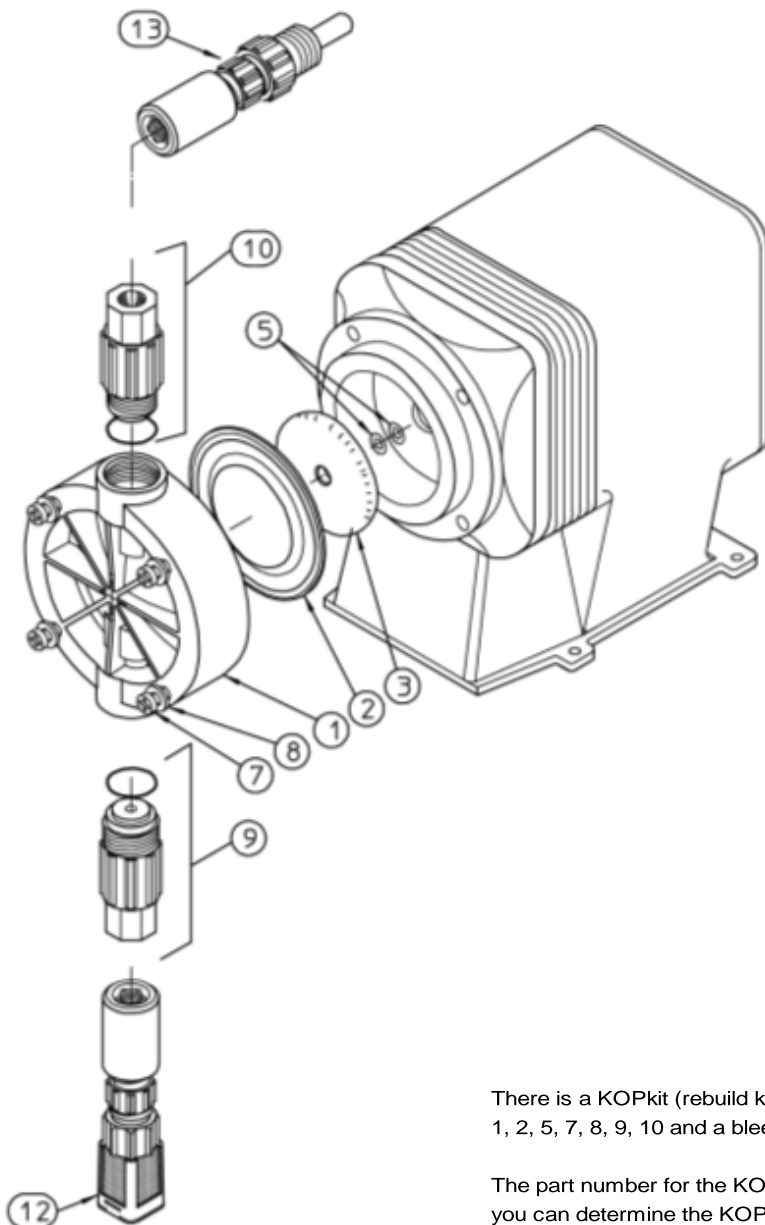
Use the fourth digit in the model number from your pump to identify the part numbers below

EXAMPLE MODEL:

Position	1	2	3	4	5	6	-	7	8	9	10	-	11	12	13
Model:	L	P	H	6	S	A	-	V	H	C	4	-	X	X	X

For example the pump head (ITEM #1) for this pump would be:

Part Number: L0200600-PVC



PART NUMBER	QTY	DIGIT IN POSITION NUMBER FOUR OF THE MODEL NUMBER
ITEM NO. 1: PUMP HEAD (PVC)		
L0200400-PVC	1	4
L0200500-PVC	1	5
L0200600-PVC	1	6
ITEM NO. 2: DIAPHRAGM		
L0301100-THY	1	4
L0301200-THY	1	5
L0301300-THY	1	6
ITEM NO. 3: DEFLECTION PLATE		
L2100400-FPP	1	4
L2100500-FPP	1	5
L2100600-FPP	1	6
ITEM NO. 5: SHIM (0-2 REQUIRED)		
L9901200-BRS	0-2	ANY DIGIT
ITEM NO. 7 & 8: PUMP HEAD SCREWS AND WASHERS KIT (CONTAINS BOLTS AND WASHERS)		
L3900200-000	1	4
L3900300-000	1	5 OR 6
ITEM NO. 9: SUCTION VALVE		
L3101HC4-PVC	1	ANY DIGIT
ITEM NO. 10: DISCHARGE VALVE		
L3201HC4-PVC	1	ANY DIGIT
ITEM NO. 11: BLEED VALVE		
NO BLEED VALVE		
ITEM NO. 12: FOOT VALVE/STRAINER		
J60701	1	ANY DIGIT
ITEM NO. 13: INJECTION VALVE		
J41904	1	ANY DIGIT
REPLACEMENT FUSES		
L9707300-000	1	E+ SERIES AND E SERIES PUMPS WITH FUSE HOLDER
L9711200-000	1	A+, C, C+ AND E SERIES PUMPS WITH PC BOARD MOUNTED FUSE
L9704700-000	1	SERIES E-DC PUMPS
L9700700-250	1	SERIES MP PUMP-CIRCUIT

There is a KOPkit (rebuild kit) available for your pump that includes items
1, 2, 5, 7, 8, 9, 10 and a bleed valve o-ring

The part number for the KOPkit can be found on your pump data label or
you can determine the KOPkit part number from your pump model number
by using the fourth, seventh, eighth, ninth and tenth positions for the model string

EXAMPLE:

Model	L	P	H	6	S	A	-	V	H	C	4	-	X	X	X
KOPkit Number				6				V	H	C	4				

= K6VHC4

VHCA WET END PARTS

The following part numbers are the pump models with liquid end code VHCA in the model
EXAMPLE: LME4TA-VHCA-XXX

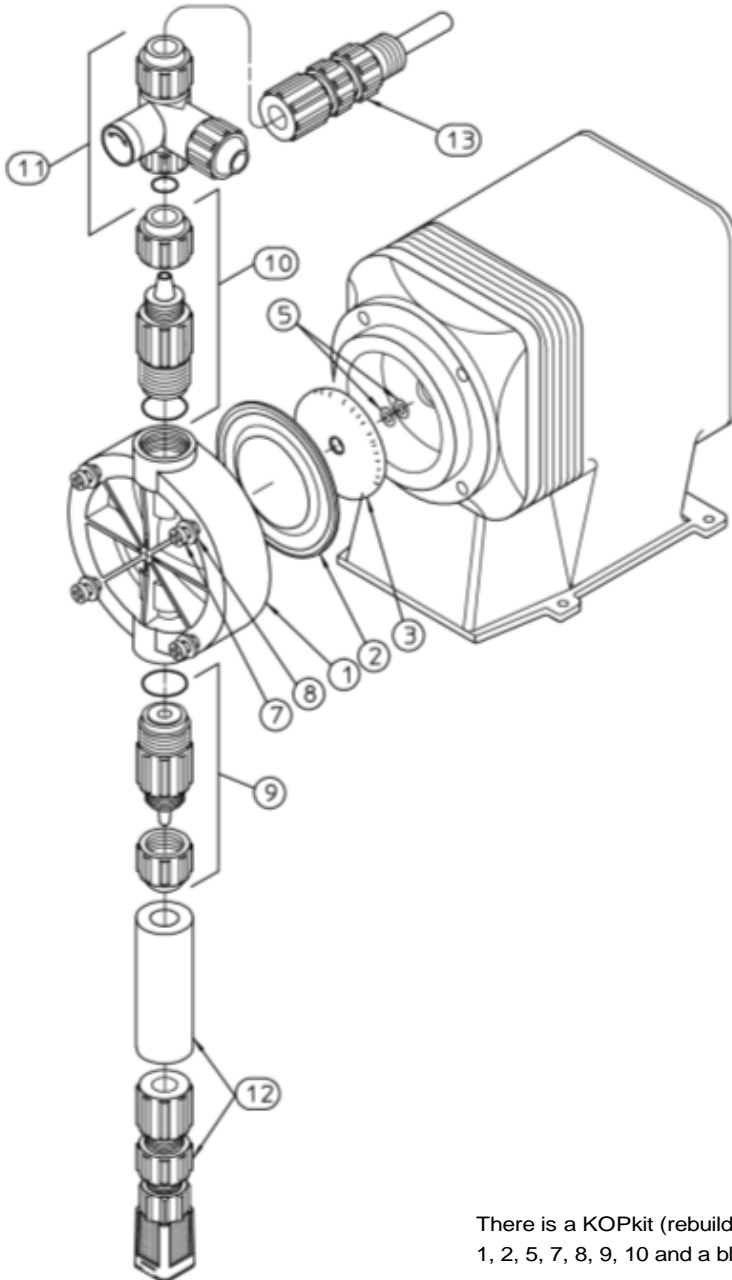
Use the fourth digit in the model number from your pump to identify the part numbers below

EXAMPLE MODEL:

Position	1	2	3	4	5	6	-	7	8	9	10	-	11	12	13
Model:	L	M	E	4	T	A	-	V	H	C	A	-	X	X	X

For example the pump head (ITEM #1) for this pump would be:

Part Number: L0200400-PVC



PART NUMBER	QTY	DIGIT IN POSITION NUMBER FOUR OF THE MODEL NUMBER
ITEM NO. 1: PUMP HEAD (PVC)		
L0200900-PVC	1	2
L0200300-PVC	1	3
L0200400-PVC	1	4
ITEM NO. 2: DIAPHRAGM		
L0300900-THY	1	2
L0301000-THY	1	3
L0301100-THY	1	4
ITEM NO. 3: DEFLECTION PLATE		
L2100200-FPP	1	2
L2100300-FPP	1	3
L2100400-FPP	1	4
ITEM NO. 5: SHIM (0-2 REQUIRED)		
L9901200-BRS	0-2	ANY DIGIT
ITEM NO. 7 & 8: PUMP HEAD SCREWS AND WASHERS KIT (CONTAINS BOLTS AND WASHERS)		
L3900200-000	1	2, 3 OR 4
ITEM NO. 9: SUCTION VALVE		
L3101HCA-PVC	1	ANY DIGIT
ITEM NO. 10: DISCHARGE VALVE		
L3201HCA-PVC	1	ANY DIGIT
ITEM NO. 11: BLEED VALVE		
L3300H03-PVC		ANY DIGIT
ITEM NO. 12: FOOT VALVE/STRAINER		
J60729	1	ANY DIGIT
ITEM NO. 13: INJECTION VALVE		
J41694	1	ANY DIGIT
REPLACEMENT FUSES		
L9707300-000	1	E+ SERIES AND E SERIES PUMPS WITH FUSE HOLDER
L9711200-000	1	A+, C, C+, AND E SERIES PUMPS WITH PC BOARD MOUNTED FUSE
L9704700-000	1	SERIES E-DC PUMPS
L9700700-250	1	SERIES MP PUMP-CIRCUIT

There is a KOPkit (rebuild kit) available for your pump that includes items 1, 2, 5, 7, 8, 9, 10 and a bleed valve o-ring

The part number for the KOPkit can be found on your pump data label or you can determine the KOPkit part number from your pump model number by using the fourth, seventh, eighth, ninth and tenth positions for the model string

EXAMPLE:

Model	L	M	E	4	T	A	-	V	H	C	A	-	X	X	X
KOPkit Number				4				V	H	C	A				

= K4VHCA

VHT1 WET END PARTS

The following part numbers are the pump models with liquid end code VHT1 in the model
EXAMPLE: LE44SA-VHT1-XXX

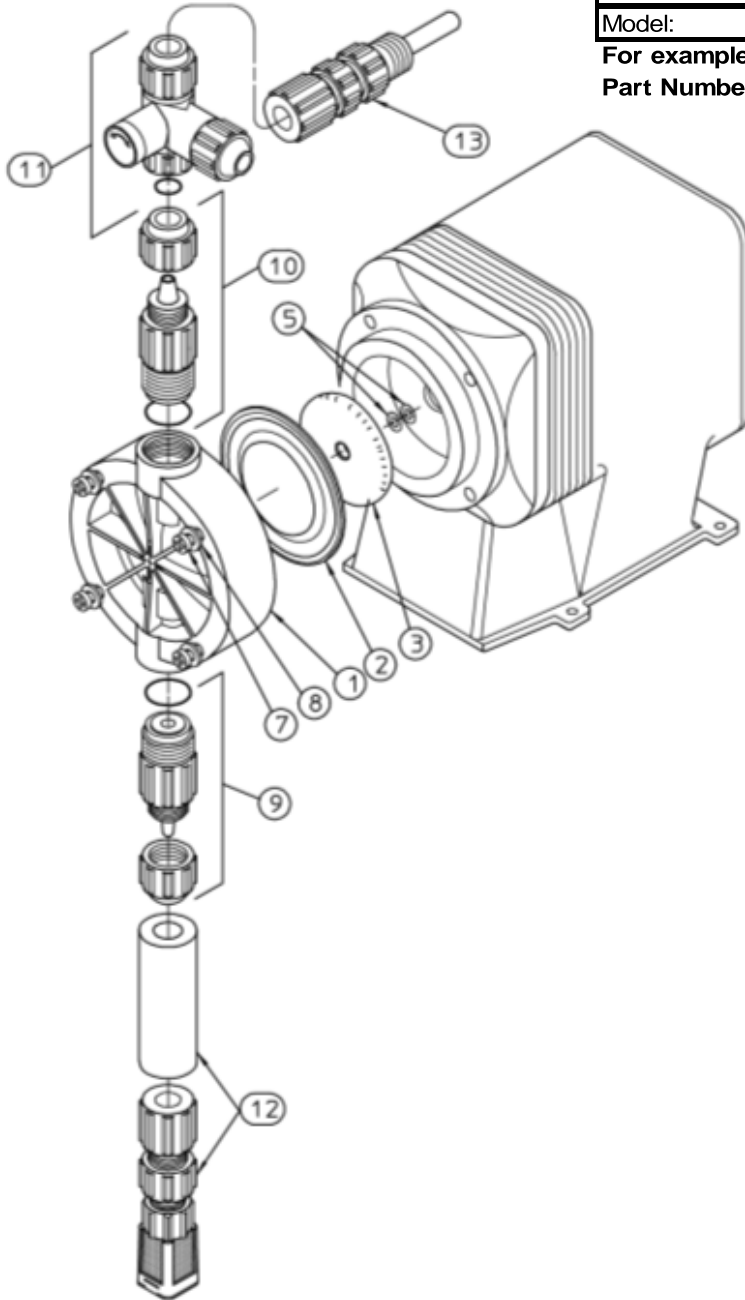
Use the fourth digit in the model number from your pump to identify the part numbers below

EXAMPLE MODEL:

Position	1	2	3	4	5	6	-	7	8	9	10	-	11	12	13
Model:	L	E	4	4	S	A	-	V	H	T	1	-	X	X	X

For example the pump head (ITEM #1) for this pump would be:

Part Number: L0200400-PVC



PART NUMBER	QTY	DIGIT IN POSITION NUMBER FOUR OF THE MODEL NUMBER
ITEM NO. 1: PUMP HEAD (PVC)		
L0200900-PVC	1	2
L0200300-PVC	1	3
L0200400-PVC	1	4
L0200500-PVC	1	5
L0200600-PVC	1	6
ITEM NO. 2: DIAPHRAGM		
L0300900-THY	1	2
L0301000-THY	1	3
L0301100-THY	1	4
L0301200-THY	1	5
L0301300-THY	1	6
ITEM NO. 3: DEFLECTION PLATE		
L2100200-FPP	1	2
L2100300-FPP	1	3
L2100400-FPP	1	4
L2100500-FPP	1	5
L2100600-FPP	1	6
ITEM NO. 5: SHIM (0-2 REQUIRED)		
L9901200-BRS	0-2	ANY DIGIT
ITEM NO. 7 & 8: PUMP HEAD SCREWS AND WASHERS KIT (CONTAINS BOLTS AND WASHERS)		
L3900200-000	1	2, 3 OR 4
L3900300-000	1	5 OR 6
ITEM NO. 9: SUCTION VALVE		
L3101HT1-PVC	1	ANY DIGIT
ITEM NO. 10: DISCHARGE VALVE		
L3201HT1-PVC	1	ANY DIGIT
ITEM NO. 11: BLEED VALVE		
L3300H01-PVD		ANY DIGIT
ITEM NO. 12: FOOT VALVE/STRAINER		
J60720	1	ANY DIGIT
ITEM NO. 13: INJECTION VALVE		
J41758	1	ANY DIGIT
REPLACEMENT FUSES		
L9707300-000	1	E+ SERIES AND E SERIES PUMPS WITH FUSE HOLDER
L9711200-000	1	A+, C, C+, AND E SERIES PUMPS WITH PC BOARD MOUNTED FUSE
L9704700-000	1	SERIES E-DC PUMPS
L9700700-250	1	SERIES MP PUMP-CIRCUIT

There is a KOPkit (rebuild kit) available for your pump that includes items 1, 2, 5, 7, 8, 9, 10 and a bleed valve o-ring

The part number for the KOPkit can be found on your pump data label or you can determine the KOPkit part number from your pump model number by using the fourth, seventh, eighth, ninth and tenth positions for the model string

EXAMPLE:

Model	L	E	4	4	S	A	-	V	H	T	1	-	X	X	X
KOPkit Number				4				V	H	T	1				

= K4VHT1

VHTA WET END PARTS

The following part numbers are the pump models with liquid end code VHTA in the model
EXAMPLE: LPA2MA-VHTA-XXX

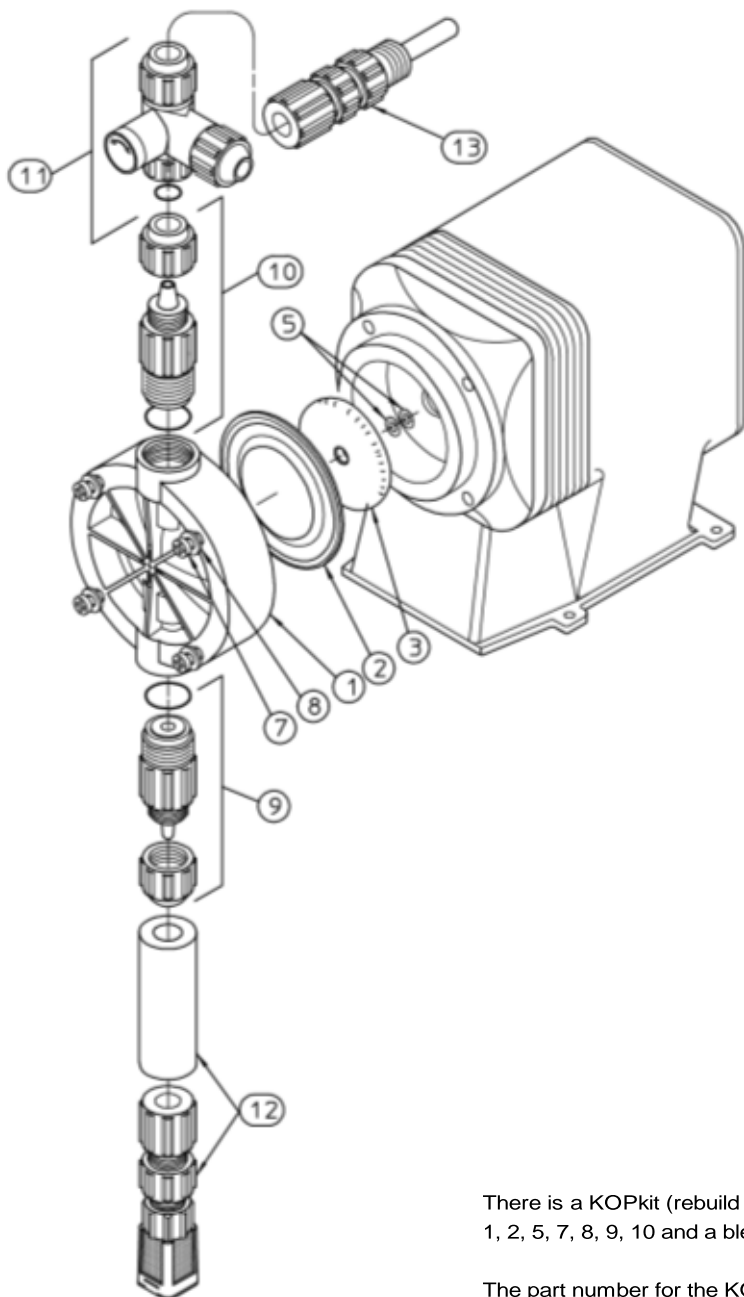
Use the fourth digit in the model number from your pump to identify the part numbers below

EXAMPLE MODEL:

Position	1	2	3	4	5	6	-	7	8	9	10	-	11	12	13
Model:	L	P	A	2	M	A	-	V	H	T	A	-	X	X	X

For example the pump head (ITEM #1) for this pump would be:

Part Number: L0200900-PVC



PART NUMBER	QTY	DIGIT IN POSITION NUMBER FOUR OF THE MODEL NUMBER
ITEM NO. 1: PUMP HEAD (PVC)		
L0200900-PVC	1	2
L0200300-PVC	1	3
L0200400-PVC	1	4
ITEM NO. 2: DIAPHRAGM		
L0300900-THY	1	2
L0301000-THY	1	3
L0301100-THY	1	4
ITEM NO. 3: DEFLECTION PLATE		
L2100200-FPP	1	2
L2100300-FPP	1	3
L2100400-FPP	1	4
ITEM NO. 5: SHIM (0-2 REQUIRED)		
L9901200-BRS	0-2	ANY DIGIT
ITEM NO. 7 & 8: PUMP HEAD SCREWS AND WASHERS KIT (CONTAINS BOLTS AND WASHERS)		
L3900200-000	1	2, 3 OR 4
ITEM NO. 9: SUCTION VALVE		
L3101HTA-PVC	1	ANY DIGIT
ITEM NO. 10: DISCHARGE VALVE		
L3201HTA-PVC	1	ANY DIGIT
ITEM NO. 11: BLEED VALVE		
L3300H03-PVC		ANY DIGIT
ITEM NO. 12: FOOT VALVE/STRAINER		
J60732	1	ANY DIGIT
ITEM NO. 13: INJECTION VALVE		
J41759	1	ANY DIGIT
REPLACEMENT FUSES		
L9707300-000	1	E+ SERIES AND E SERIES PUMPS WITH FUSE HOLDER
L9711200-000	1	A+, C, C+, AND E SERIES PUMPS WITH PC BOARD MOUNTED FUSE
L9704700-000	1	SERIES E-DC PUMPS
L9700700-250	1	SERIES MP PUMP-CIRCUIT

There is a KOPkit (rebuild kit) available for your pump that includes items 1, 2, 5, 7, 8, 9, 10 and a bleed valve o-ring

The part number for the KOPkit can be found on your pump data label or you can determine the KOPkit part number from your pump model number by using the fourth, seventh, eighth, ninth and tenth positions for the model string

EXAMPLE:

Model	L	P	A	2	M	A	-	V	H	T	A	-	X	X	X
KOPkit Number				2				V	H	T	A				

= K2VHTA

VHCH WET END PARTS

The following part numbers are the pump models with liquid end code VHCH in the model
EXAMPLE: LMH6TA-VHCH-XXX

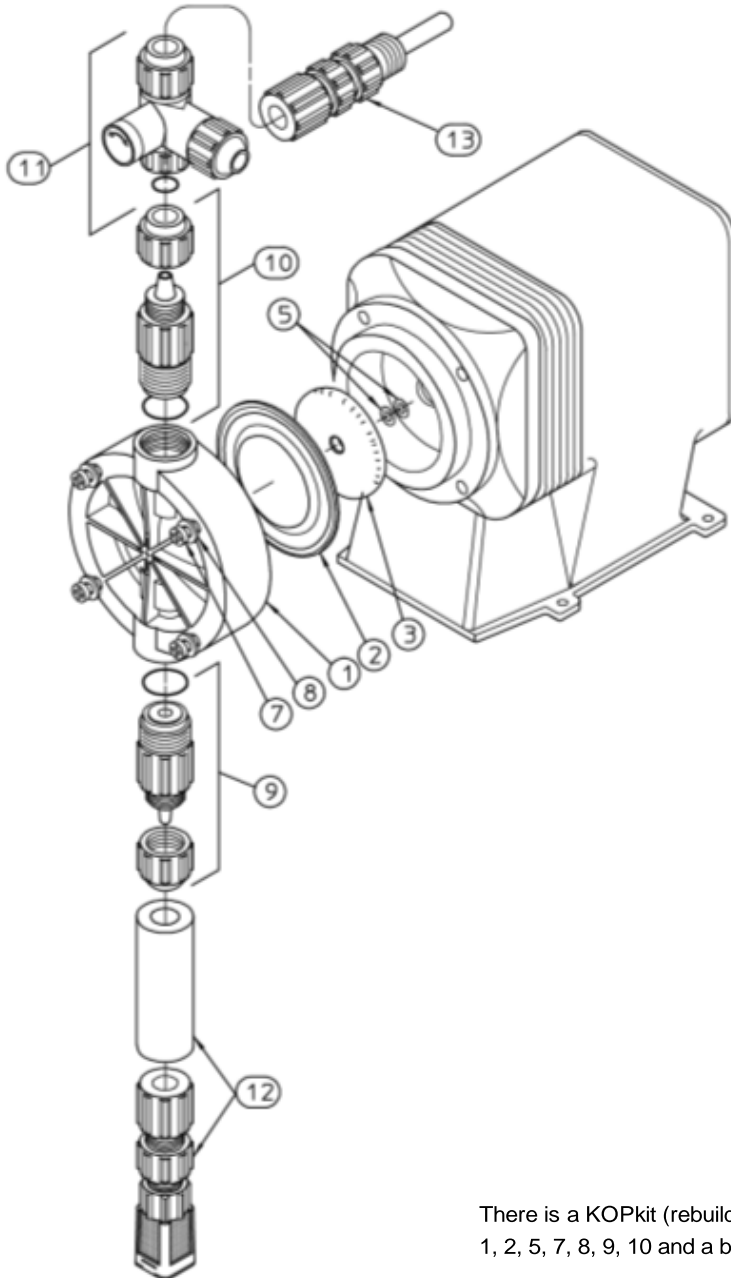
Use the fourth digit in the model number from your pump to identify the part numbers below

EXAMPLE MODEL:

Position	1	2	3	4	5	6	-	7	8	9	10	-	11	12	13
Model:	L	M	H	6	T	A	-	V	H	C	H	-	X	X	X

For example the pump head (ITEM #1) for this pump would be:

Part Number: L0200600-PVC



PART NUMBER	QTY	DIGIT IN POSITION NUMBER FOUR OF THE MODEL NUMBER
ITEM NO. 1: PUMP HEAD (PVC)		
L0200400-PVC	1	4
L0200500-PVC	1	5
L0200600-PVC	1	6
L0200700-PVC	1	7
ITEM NO. 2: DIAPHRAGM		
L0301100-THY	1	4
L0301200-THY	1	5
L0301300-THY	1	6
L0301400-THY	1	7
ITEM NO. 3: DEFLECTION PLATE		
L2100400-FPP	1	4
L2100500-FPP	1	5
L2100600-FPP	1	6
L2100700-FPP	1	7
ITEM NO. 5: SHIM (0-2 REQUIRED)		
L9901200-BRS	0-2	ANY DIGIT
ITEM NO. 7 & 8: PUMP HEAD SCREWS AND WASHERS KIT (CONTAINS BOLTS AND WASHERS)		
L3900200-000	1	4
L3900300-000	1	5, 6 OR 7
ITEM NO. 9: SUCTION VALVE		
L3101HCH-PVC	1	ANY DIGIT
ITEM NO. 10: DISCHARGE VALVE		
L3201HCH-PVC	1	ANY DIGIT
ITEM NO. 11: BLEED VALVE		
L3300H01-PVC		ANY DIGIT
ITEM NO. 12: FOOT VALVE/STRAINER		
J60717	1	ANY DIGIT
ITEM NO. 13: INJECTION VALVE		
J41693	1	ANY DIGIT
REPLACEMENT FUSES		
L9707300-000	1	E+ SERIES AND E SERIES PUMPS WITH FUSE HOLDER
L9711200-000	1	A+, C, C+, AND E SERIES PUMPS WITH PC BOARD MOUNTED FUSE
L9704700-000	1	SERIES E-DC PUMPS
L9700700-250	1	SERIES MP PUMP-CIRCUIT

There is a KOPkit (rebuild kit) available for your pump that includes items 1, 2, 5, 7, 8, 9, 10 and a bleed valve o-ring

The part number for the KOPkit can be found on your pump data label or you can determine the KOPkit part number from your pump model number by using the fourth, seventh, eighth, ninth and tenth positions for the model string

EXAMPLE:

Model	L	M	H	6	T	A	-	V	H	C	H	-	X	X	X
KOPkit Number				6				V	H	C	H				

= K6VHCH

VTC1 WET END PARTS

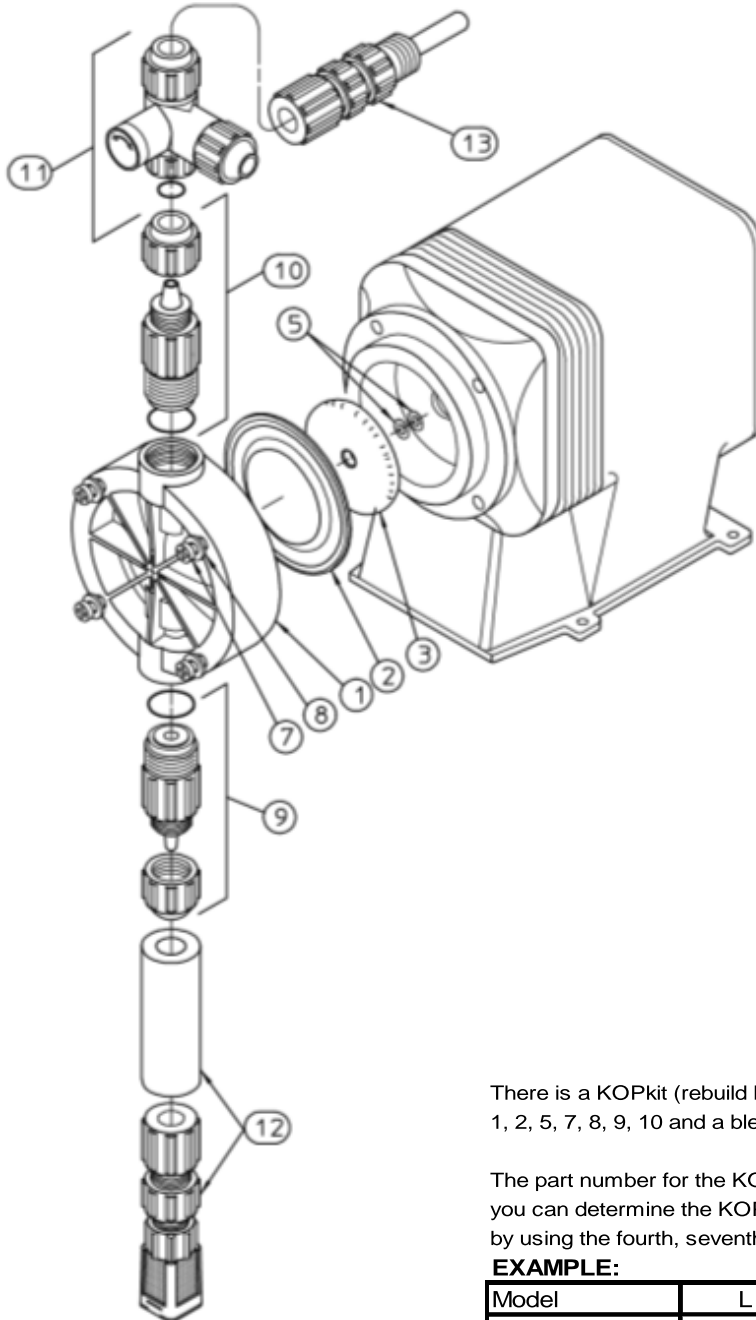
The following part numbers are the pump models with liquid end code VTC1 in the model
EXAMPLE: LB64SA-VTC1-XXX

Use the fourth digit in the model number from your pump to identify the part numbers below

EXAMPLE MODEL:

Position	1	2	3	4	5	6	-	7	8	9	10	-	11	12	13
Model:	L	B	6	4	S	A	-	V	T	C	1	-	X	X	X

For example the pump head (ITEM #1) for this pump would be:
Part Number: L0200400-PVC



PART NUMBER	QTY	DIGIT IN POSITION NUMBER FOUR OF THE MODEL NUMBER
ITEM NO. 1: PUMP HEAD (PVC)		
L0200900-PVC	1	2
L0200300-PVC	1	3
L0200400-PVC	1	4
ITEM NO. 2: DIAPHRAGM		
L0300900-THY	1	2
L0301000-THY	1	3
L0301100-THY	1	4
ITEM NO. 3: DEFLECTION PLATE		
L2100200-FPP	1	2
L2100300-FPP	1	3
L2100400-FPP	1	4
ITEM NO. 5: SHIM (0-2 REQUIRED)		
L9901200-BRS	0-2	ANY DIGIT
ITEM NO. 7 & 8: PUMP HEAD SCREWS AND WASHERS KIT (CONTAINS BOLTS AND WASHERS)		
L3900200-000	1	2, 3 OR 4
ITEM NO. 9: SUCTION VALVE		
L3101TC1-PVC	1	ANY DIGIT
ITEM NO. 10: DISCHARGE VALVE		
L3201TC1-PVC	1	ANY DIGIT
ITEM NO. 11: BLEED VALVE		
L3300T01-PVC	1	ANY DIGIT
ITEM NO. 12: FOOT VALVE/STRAINER		
J60716	1	ANY DIGIT
ITEM NO. 13: INJECTION VALVE		
J41996	1	ANY DIGIT
REPLACEMENT FUSES		
L9707300-000	1	E+ SERIES AND E SERIES PUMPS WITH FUSE HOLDER
L9711200-000	1	A+, C, C+ AND E SERIES PUMPS WITH PC BOARD MOUNTED FUSE
L9704700-000	1	SERIES E-DC PUMPS
L9700700-250	1	SERIES MP PUMP-CIRCUIT

There is a KOPkit (rebuild kit) available for your pump that includes items 1, 2, 5, 7, 8, 9, 10 and a bleed valve o-ring

The part number for the KOPkit can be found on your pump data label or you can determine the KOPkit part number from your pump model number by using the fourth, seventh, eighth, ninth and tenth positions for the model string

EXAMPLE:

Model	L	B	6	4	S	A	-	V	T	C	1	-	X	X	X
KOPkit Number				4				V	T	C	1				

= K4VTC1

VTC2 WET END PARTS

The following part numbers are the pump models with liquid end code VTC2 in the model
EXAMPLE: LB64SA-VTC2-XXX

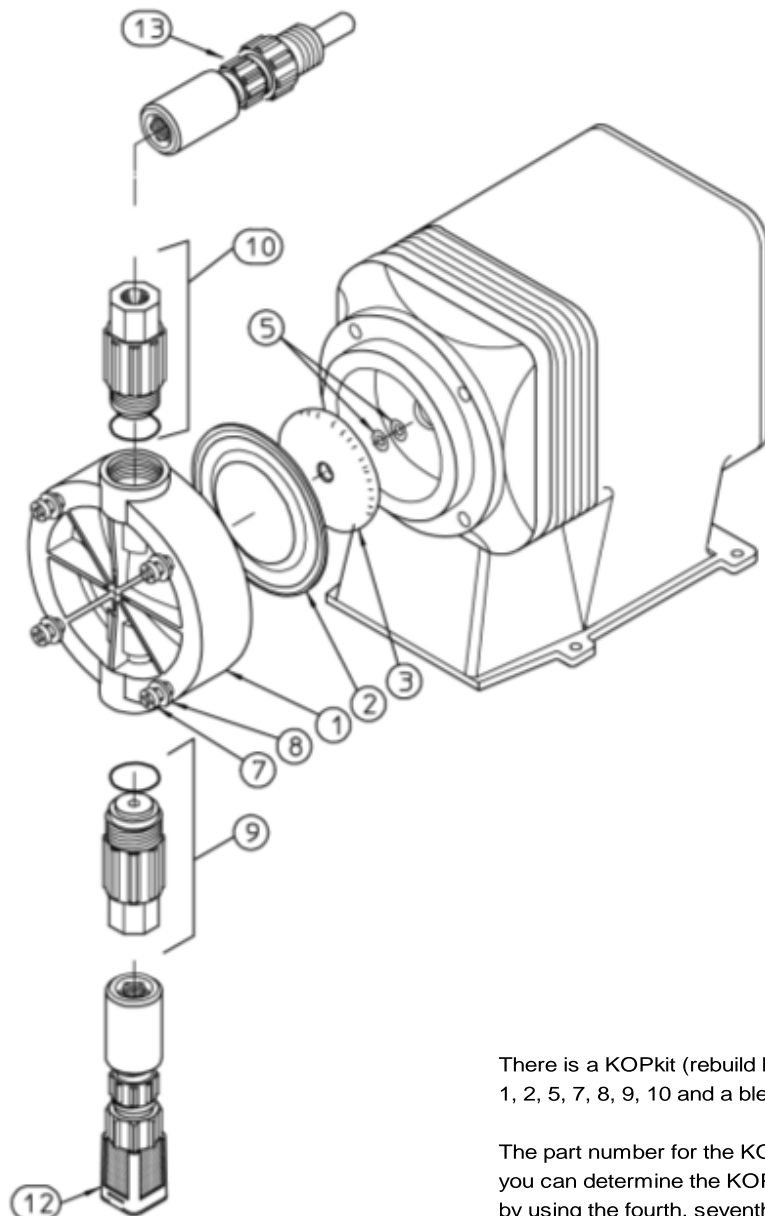
Use the fourth digit in the model number from your pump to identify the part numbers below

EXAMPLE MODEL:

Position	1	2	3	4	5	6	-	7	8	9	10	-	11	12	13
Model:	L	B	6	4	S	A	-	V	T	C	2	-	X	X	X

For example the pump head (ITEM #1) for this pump would be:

Part Number: L0200400-PVC



PART NUMBER	QTY	DIGIT IN POSITION NUMBER FOUR OF THE MODEL NUMBER
ITEM NO. 1: PUMP HEAD (PVC)		
L0200900-PVC	1	2
L0200300-PVC	1	3
L0200400-PVC	1	4
ITEM NO. 2: DIAPHRAGM		
L0300900-THY	1	2
L0301000-THY	1	3
L0301100-THY	1	4
ITEM NO. 3: DEFLECTION PLATE		
L2100200-FPP	1	2
L2100300-FPP	1	3
L2100400-FPP	1	4
ITEM NO. 5: SHIM (0-2 REQUIRED)		
L9901200-BRS	0-2	ANY DIGIT
ITEM NO. 7 & 8: PUMP HEAD SCREWS AND WASHERS KIT (CONTAINS BOLTS AND WASHERS)		
L3900200-000	1	2, 3 OR 4
ITEM NO. 9: SUCTION VALVE		
L3101TC2-PVC	1	ANY DIGIT
ITEM NO. 10: DISCHARGE VALVE		
L3201TC2-PVC	1	ANY DIGIT
ITEM NO. 11: BLEED VALVE		
NO BLEED VALVE		
ITEM NO. 12: FOOT VALVE/STRAINER		
J60700	1	ANY DIGIT
ITEM NO. 13: INJECTION VALVE		
J41908	1	ANY DIGIT
REPLACEMENT FUSES		
L9707300-000	1	E+ SERIES AND E SERIES PUMPS WITH FUSE HOLDER
L9711200-000	1	A+, C, C+ AND E SERIES PUMPS WITH PC BOARD MOUNTED FUSE
L9704700-000	1	SERIES E-DC PUMPS
L9700700-250	1	SERIES MP PUMP-CIRCUIT

There is a KOPkit (rebuild kit) available for your pump that includes items 1, 2, 5, 7, 8, 9, 10 and a bleed valve o-ring

The part number for the KOPkit can be found on your pump data label or you can determine the KOPkit part number from your pump model number by using the fourth, seventh, eighth, ninth and tenth positions for the model string

EXAMPLE:

Model	L	B	6	4	S	A	-	V	T	C	2	-	X	X	X
KOPkit Number				4				V	T	C	2				

= K4VTC2

VTC3 WET END PARTS

The following part numbers are the pump models with liquid end code VTC3 in the model
EXAMPLE: LPH6SA-VTC3-XXX

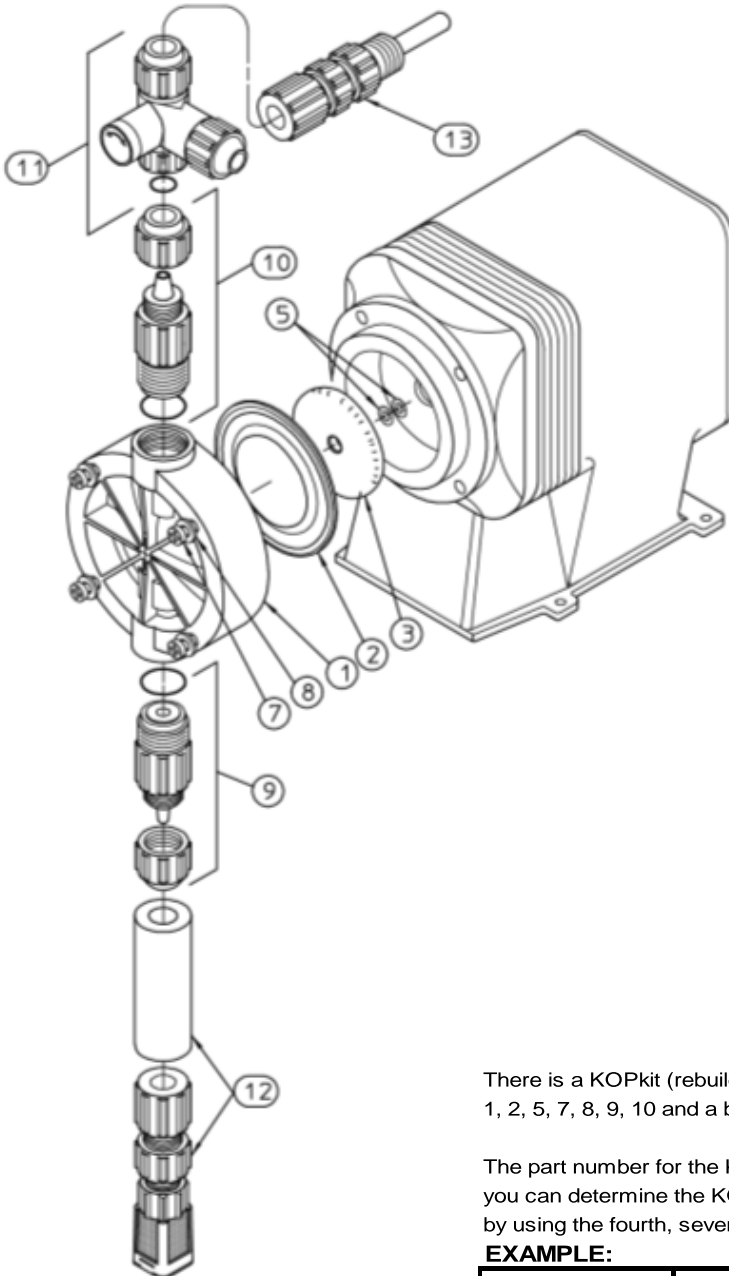
Use the fourth digit in the model number from your pump to identify the part numbers below

EXAMPLE MODEL:

Position	1	2	3	4	5	6	-	7	8	9	10	-	11	12	13
Model:	L	P	H	6	S	A	-	V	T	C	3	-	X	X	X

For example the pump head (ITEM #1) for this pump would be:

Part Number: L0200600-PVC



PART NUMBER	QTY	DIGIT IN POSITION NUMBER FOUR OF THE MODEL NUMBER
ITEM NO. 1: PUMP HEAD (PVC)		
L0200400-PVC	1	4
L0200500-PVC	1	5
L0200600-PVC	1	6
ITEM NO. 2: DIAPHRAGM		
L0301100-THY	1	4
L0301200-THY	1	5
L0301300-THY	1	6
ITEM NO. 3: DEFLECTION PLATE		
L2100400-FPP	1	4
L2100500-FPP	1	5
L2100600-FPP	1	6
ITEM NO. 5: SHIM (0-2 REQUIRED)		
L9901200-BRS	0-2	ANY DIGIT
ITEM NO. 7 & 8: PUMP HEAD SCREWS AND WASHERS KIT (CONTAINS BOLTS AND WASHERS)		
L3900200-000	1	4
L3900300-000	1	5 OR 6
ITEM NO. 9: SUCTION VALVE		
L3101TC3-PVC	1	ANY DIGIT
ITEM NO. 10: DISCHARGE VALVE		
L3201TC3-PVC	1	ANY DIGIT
ITEM NO. 11: BLEED VALVE		
L3300T03-PVC	1	ANY DIGIT
ITEM NO. 12: FOOT VALVE/STRAINER		
J60728	1	ANY DIGIT
ITEM NO. 13: INJECTION VALVE		
J41873	1	ANY DIGIT
REPLACEMENT FUSES		
L9707300-000	1	E+ SERIES AND E SERIES PUMPS WITH FUSE HOLDER
L9711200-000	1	A+, C, C+ AND E SERIES PUMPS WITH PC BOARD MOUNTED FUSE
L9704700-000	1	SERIES E-DC PUMPS
L9700700-250	1	SERIES MP PUMP-CIRCUIT

There is a KOPkit (rebuild kit) available for your pump that includes items
1, 2, 5, 7, 8, 9, 10 and a bleed valve o-ring

The part number for the KOPkit can be found on your pump data label or
you can determine the KOPkit part number from your pump model number
by using the fourth, seventh, eighth, ninth and tenth positions for the model string

EXAMPLE:

Model	L	P	H	6	S	A	-	V	T	C	3	-	X	X	X
KOPkit Number				6				V	T	C	3				

= K6VTC3

VTC8 WET END PARTS

The following part numbers are the pump models with liquid end code VTC8 in the model
EXAMPLE: LPH5SA-VTC8-XXX

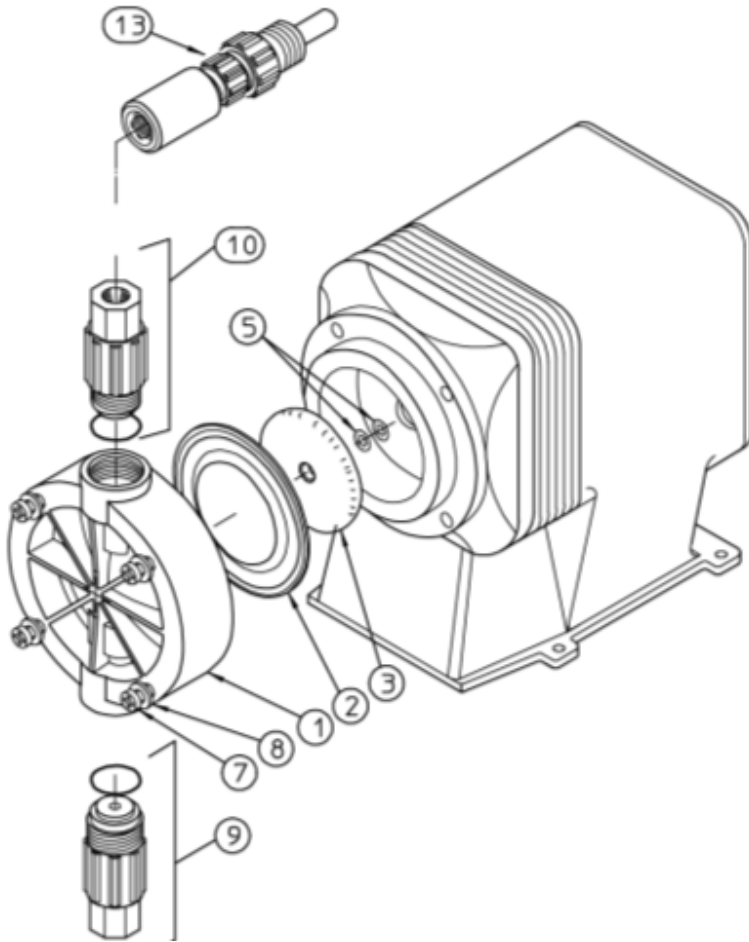
Use the fourth digit in the model number from your pump to identify the part numbers below

EXAMPLE MODEL:

Position	1	2	3	4	5	6	-	7	8	9	10	-	11	12	13
Model:	L	P	H	5	S	A	-	V	T	C	8	-	X	X	X

For example the pump head (ITEM #1) for this pump would be:

Part Number: L0200900-PVC



PART NUMBER	QTY	DIGIT IN POSITION NUMBER FOUR OF THE MODEL NUMBER
ITEM NO. 1: PUMP HEAD (PVC)		
L0200900-PVC	1	2
L0200400-PVC	1	4
L0200500-PVC	1	5
L0200600-PVC	1	6
ITEM NO. 2: DIAPHRAGM		
L0300900-THY	1	2
L0301100-THY	1	4
L0301200-THY	1	5
L0301300-THY	1	6
ITEM NO. 3: DEFLECTION PLATE		
L2100200-FPP	1	2
L2100400-FPP	1	4
L2100500-FPP	1	5
L2100600-FPP	1	6
ITEM NO. 5: SHIM (0-2 REQUIRED)		
L9901200-BRS	0-2	ANY DIGIT
ITEM NO. 7 & 8: PUMP HEAD SCREWS AND WASHERS KIT (CONTAINS BOLTS AND WASHERS)		
L3900200-000	1	2 OR 4
L3900300-000	1	5 OR 6
ITEM NO. 9: SUCTION VALVE		
L3101TC8-PVC	1	ANY DIGIT
ITEM NO. 10: DISCHARGE VALVE		
L3201TC8-PVC	1	ANY DIGIT
ITEM NO. 11: BLEED VALVE		
NONE		
ITEM NO. 12: FOOT VALVE/STRAINER		
NONE		
ITEM NO. 13: INJECTION VALVE		
J41975	1	ANY DIGIT
REPLACEMENT FUSES		
L9707300-000	1	E+ SERIES AND E SERIES PUMPS WITH FUSE HOLDER
L9711200-000	1	A+, C, C+ AND E SERIES PUMPS WITH PC BOARD MOUNTED FUSE
L9704700-000	1	SERIES E-DC PUMPS
L9700700-250	1	SERIES MP PUMP-CIRCUIT

There is a KOPkit (rebuild kit) available for your pump that includes items 1, 2, 5, 7, 8, 9, 10 and a bleed valve o-ring

The part number for the KOPkit can be found on your pump data label or you can determine the KOPkit part number from your pump model number by using the fourth, seventh, eighth, ninth and tenth positions for the model string

EXAMPLE:

Model	L	P	H	5	S	A	-	V	T	C	8	-	X	X	X
KOPkit Number				5				V	T	C	8				

= K5VTC8

VTCH WET END PARTS

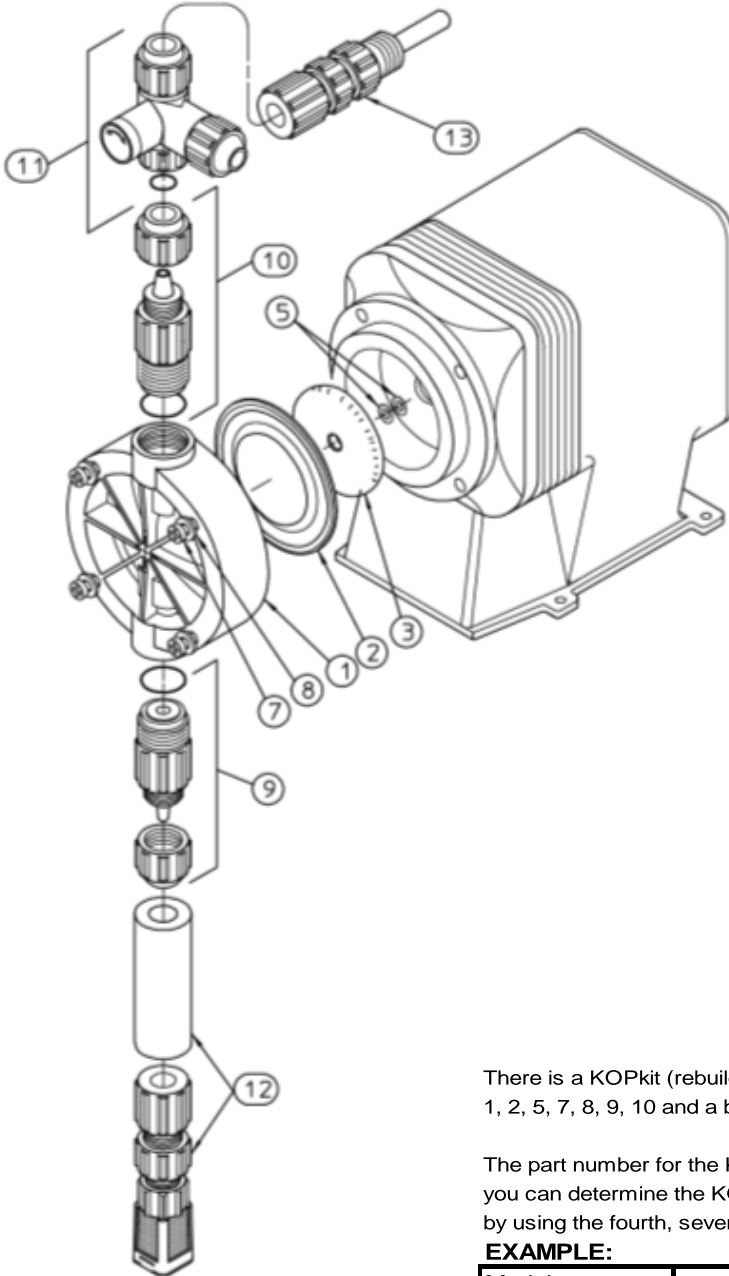
The following part numbers are the pump models with liquid end code VTCH in the model
EXAMPLE: LPH6SA-VTCH-XXX

Use the fourth digit in the model number from your pump to identify the part numbers below

EXAMPLE MODEL:

Position	1	2	3	4	5	6	-	7	8	9	10	-	11	12	13
Model:	L	P	H	6	S	A	-	V	T	C	H	-	X	X	X

For example the pump head (ITEM #1) for this pump would be:
Part Number: L0200600-PVC



PART NUMBER	QTY	DIGIT IN POSITION NUMBER FOUR OF THE MODEL NUMBER
ITEM NO. 1: PUMP HEAD (PVC)		
L0200400-PVC	1	4
L0200500-PVC	1	5
L0200600-PVC	1	6
ITEM NO. 2: DIAPHRAGM		
L0301100-THY	1	4
L0301200-THY	1	5
L0301300-THY	1	6
ITEM NO. 3: DEFLECTION PLATE		
L2100400-FPP	1	4
L2100500-FPP	1	5
L2100600-FPP	1	6
ITEM NO. 5: SHIM (0-2 REQUIRED)		
L9901200-BRS	0-2	ANY DIGIT
ITEM NO. 7 & 8: PUMP HEAD SCREWS AND WASHERS KIT (CONTAINS BOLTS AND WASHERS)		
L3900200-000	1	4
L3900300-000	1	5 OR 6
ITEM NO. 9: SUCTION VALVE		
L3101TCH-PVC	1	ANY DIGIT
ITEM NO. 10: DISCHARGE VALVE		
L3201TCH-PVC	1	ANY DIGIT
ITEM NO. 11: BLEED VALVE		
L3300T01-PVC	1	ANY DIGIT
ITEM NO. 12: FOOT VALVE/STRAINER		
J60716	1	ANY DIGIT
ITEM NO. 13: INJECTION VALVE		
J41996	1	ANY DIGIT
REPLACEMENT FUSES		
L9707300-000	1	E+ SERIES AND E SERIES PUMPS WITH FUSE HOLDER
L9711200-000	1	A+, C, C+ AND E SERIES PUMPS WITH PC BOARD MOUNTED FUSE
L9704700-000	1	SERIES E-DC PUMPS
L9700700-250	1	SERIES MP PUMP-CIRCUIT

There is a KOPkit (rebuild kit) available for your pump that includes items
1, 2, 5, 7, 8, 9, 10 and a bleed valve o-ring

The part number for the KOPkit can be found on your pump data label or
you can determine the KOPkit part number from your pump model number
by using the fourth, seventh, eighth, ninth and tenth positions for the model string

EXAMPLE:

Model	L	P	H	6	S	A	-	V	T	C	H	-	X	X	X
KOPkit Number				6				V	T	C	H				

= K6VTCH

VTC4 WET END PARTS

The following part numbers are the pump models with liquid end code VTC4 in the model
EXAMPLE: LPH6SA-VTC4-XXX

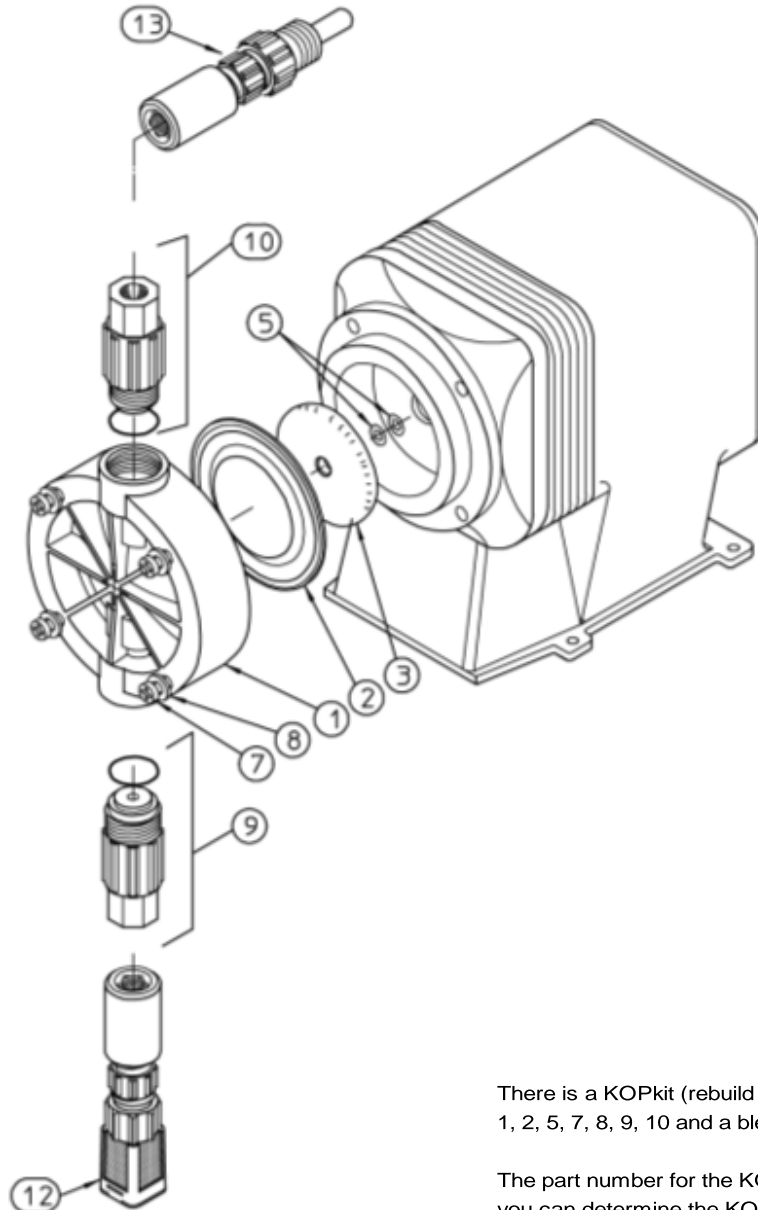
Use the fourth digit in the model number from your pump to identify the part numbers below

EXAMPLE MODEL:

Position	1	2	3	4	5	6	-	7	8	9	10	-	11	12	13
Model:	L	P	H	6	S	A	-	V	T	C	4	-	X	X	X

For example the pump head (ITEM #1) for this pump would be:

Part Number: L0200600-FPP



PART NUMBER	QTY	DIGIT IN POSITION NUMBER FOUR OF THE MODEL NUMBER
ITEM NO. 1: PUMP HEAD (PVC)		
L0200400-PVC	1	4
L0200500-PVC	1	5
L0200600-PVC	1	6
ITEM NO. 2: DIAPHRAGM		
L0301100-THY	1	4
L0301200-THY	1	5
L0301300-THY	1	6
ITEM NO. 3: DEFLECTION PLATE		
L2100400-FPP	1	4
L2100500-FPP	1	5
L2100600-FPP	1	6
ITEM NO. 5: SHIM (0-2 REQUIRED)		
L9901200-BRS	0-2	ANY DIGIT
ITEM NO. 7 & 8: PUMP HEAD SCREWS AND WASHERS KIT (CONTAINS BOLTS AND WASHERS)		
L3900200-000	1	4
L3900300-000	1	5 OR 6
ITEM NO. 9: SUCTION VALVE		
L3101TC4-PVC	1	ANY DIGIT
ITEM NO. 10: DISCHARGE VALVE		
L3201TC4-PVC	1	ANY DIGIT
ITEM NO. 11: BLEED VALVE		
NO BLEED VALVE		
ITEM NO. 12: FOOT VALVE/STRAINER		
J60700	1	ANY DIGIT
ITEM NO. 13: INJECTION VALVE		
J41908	1	ANY DIGIT
REPLACEMENT FUSES		
L9707300-000	1	E+ SERIES AND E SERIES PUMPS WITH FUSE HOLDER
L9711200-000	1	A+, C, C+ AND E SERIES PUMPS WITH PC BOARD MOUNTED FUSE
L9704700-000	1	SERIES E-DC PUMPS
L9700700-250	1	SERIES MP PUMP-CIRCUIT

There is a KOPkit (rebuild kit) available for your pump that includes items
1, 2, 5, 7, 8, 9, 10 and a bleed valve o-ring

The part number for the KOPkit can be found on your pump data label or
you can determine the KOPkit part number from your pump model number
by using the fourth, seventh, eighth, ninth and tenth positions for the model string

EXAMPLE:

Model	L	P	H	6	S	A	-	V	T	C	4	-	X	X	X
KOPkit Number				6				V	T	C	4				

= K6VTC4

VTC5 WET END PARTS

The following part numbers are the pump models with liquid end code VTC5 in the model
EXAMPLE: LPH6MA-VTC5-XXX

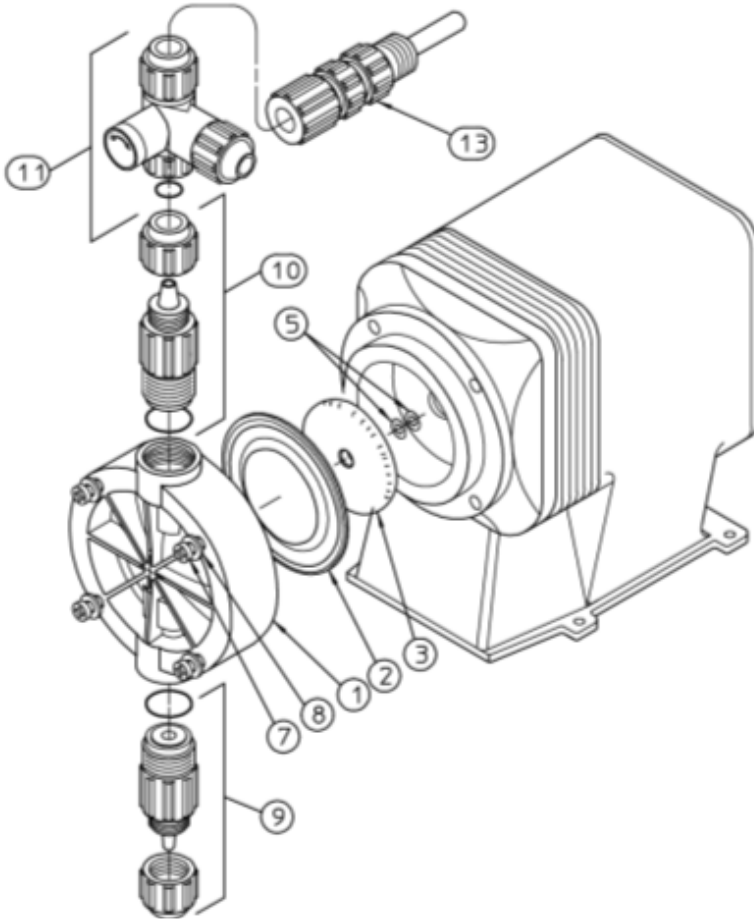
Use the fourth digit in the model number from your pump to identify the part numbers below

EXAMPLE MODEL:

Position	1	2	3	4	5	6	-	7	8	9	10	-	11	12	13
Model:	L	P	H	6	M	A	-	V	T	C	5	-	X	X	X

For example the pump head (ITEM #1) for this pump would be:

Part Number: L0200600-PVC



PART NUMBER	QTY	DIGIT IN POSITION NUMBER FOUR OF THE MODEL NUMBER
ITEM NO. 1: PUMP HEAD (PVC)		
L0200900-PVC	1	2
L0200300-PVC	1	3
L0200400-PVC	1	4
L0200500-PVC	1	5
L0200600-PVC	1	6
ITEM NO. 2: DIAPHRAGM		
L0300900-THY	1	2
L0301000-THY	1	3
L0301100-THY	1	4
L0301200-THY	1	5
L0301300-THY	1	6
ITEM NO. 3: DEFLECTION PLATE		
L2100200-FPP	1	2
L2100300-FPP	1	3
L2100400-FPP	1	4
L2100500-FPP	1	5
L2100600-FPP	1	6
ITEM NO. 5: SHIM (0-2 REQUIRED)		
L9901200-BRS	0-2	ANY DIGIT
ITEM NO. 7 & 8: PUMP HEAD SCREWS AND WASHERS KIT (CONTAINS BOLTS AND WASHERS)		
L3900200-000	1	2, 3 OR 4
L3900300-000	1	5 OR 6
ITEM NO. 9: SUCTION VALVE		
L3101TC7-PVC	1	ANY DIGIT
ITEM NO. 10: DISCHARGE VALVE		
L3201TC5-PVC	1	ANY DIGIT
ITEM NO. 11: BLEED VALVE		
L3300T03-PVC	1	ANY DIGIT
ITEM NO. 12: FOOT VALVE/STRAINER		
NO FOOT VALVE/STRAINER		
ITEM NO. 13: INJECTION VALVE		
J41873	1	ANY DIGIT
REPLACEMENT FUSES		
L9707300-000	1	E+ SERIES AND E SERIES PUMPS WITH FUSE HOLDER
L9711200-000	1	A+, C, C+ AND E SERIES PUMPS WITH PC BOARD MOUNTED FUSE
L9704700-000	1	SERIES E-DC PUMPS
L9700700-250	1	SERIES MP PUMP-CIRCUIT

There is a KOPkit (rebuild kit) available for your pump that includes items 1, 2, 5, 7, 8, 9, 10 and a bleed valve o-ring

The part number for the KOPkit can be found on your pump data label or you can determine the KOPkit part number from your pump model number by using the fourth, seventh, eighth, ninth and tenth positions for the model string

EXAMPLE:

Model	L	P	H	6	M	A	-	V	T	C	5	-	X	X	X
KOPkit Number				6				V	T	C	5				

= K6VTC5

VTC6 WET END PARTS

The following part numbers are the pump models with liquid end code VTC6 in the model
EXAMPLE: LPH6SA-VTC6-XXX

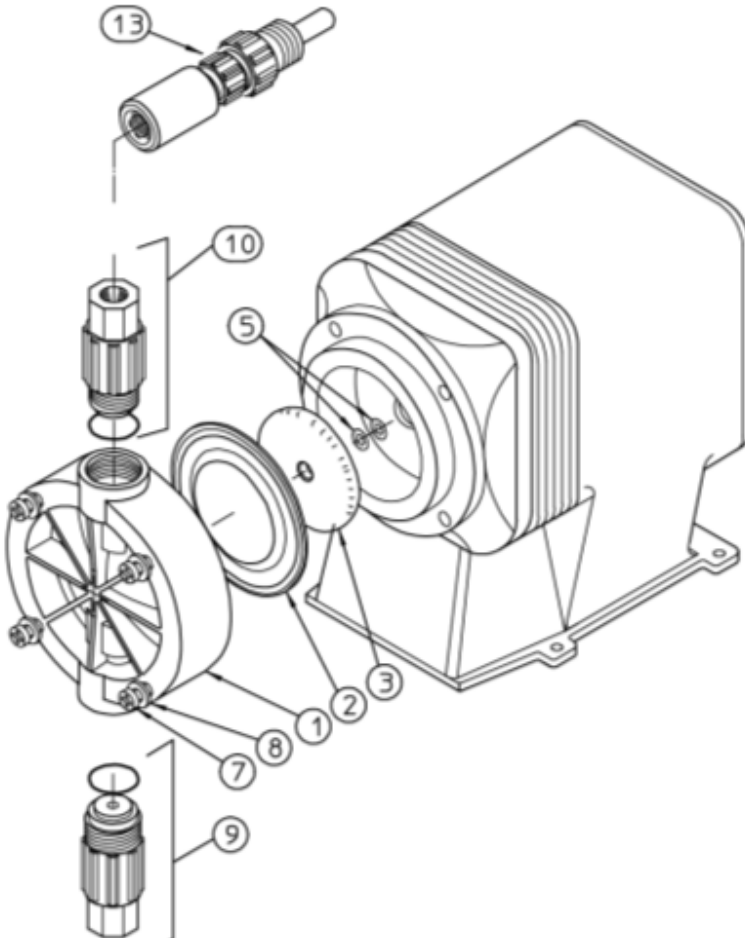
Use the fourth digit in the model number from your pump to identify the part numbers below

EXAMPLE MODEL:

Position	1	2	3	4	5	6	-	7	8	9	10	-	11	12	13
Model:	L	P	H	6	S	A	-	V	T	C	6	-	X	X	X

For example the pump head (ITEM #1) for this pump would be:

Part Number: L0200600-PVC



PART NUMBER	QTY	DIGIT IN POSITION NUMBER FOUR OF THE MODEL NUMBER
ITEM NO. 1: PUMP HEAD (PVC)		
L0200300-PVC	1	3
L0200400-PVC	1	4
L0200500-PVC	1	5
L0200600-PVC	1	6
ITEM NO. 2: DIAPHRAGM		
L0301000-THY	1	3
L0301100-THY	1	4
L0301200-THY	1	5
L0301300-THY	1	6
ITEM NO. 3: DEFLECTION PLATE		
L2100300-FPP	1	3
L2100400-FPP	1	4
L2100500-FPP	1	5
L2100600-FPP	1	6
ITEM NO. 5: SHIM (0-2 REQUIRED)		
L9901200-BRS	0-2	ANY DIGIT
ITEM NO. 7 & 8: PUMP HEAD SCREWS AND WASHERS KIT (CONTAINS BOLTS AND WASHERS)		
L3900200-000	1	3 OR 4
L3900300-000	1	5 OR 6
ITEM NO. 9: SUCTION VALVE		
L3101TC6-PVC	1	ANY DIGIT
ITEM NO. 10: DISCHARGE VALVE		
L3201TC6-PVC	1	ANY DIGIT
ITEM NO. 11: BLEED VALVE		
NO BLEED VALVE		
ITEM NO. 12: FOOT VALVE/STRAINER		
NO FOOT VALVE/STRAINER		
ITEM NO. 13: INJECTION VALVE		
J41908	1	ANY DIGIT
REPLACEMENT FUSES		
L9707300-000	1	E+ SERIES AND E SERIES PUMPS WITH FUSE HOLDER
L9711200-000	1	A+, C, C+ AND E SERIES PUMPS WITH PC BOARD MOUNTED FUSE
L9704700-000	1	SERIES E-DC PUMPS
L9700700-250	1	SERIES MP PUMP-CIRCUIT

There is a KOPkit (rebuild kit) available for your pump that includes items 1, 2, 5, 7, 8, 9, 10 and a bleed valve o-ring

The part number for the KOPkit can be found on your pump data label or you can determine the KOPkit part number from your pump model number by using the fourth, seventh, eighth, ninth and tenth positions for the model string

EXAMPLE:

Model	L	P	H	6	S	A	-	V	T	C	6	-	X	X	X
KOPkit Number				6				V	T	C	6				

= K6VTC6

VTCF WET END PARTS

The following part numbers are the pump models with liquid end code VTCF in the model
EXAMPLE: LPH6SA-VTCF-XXX

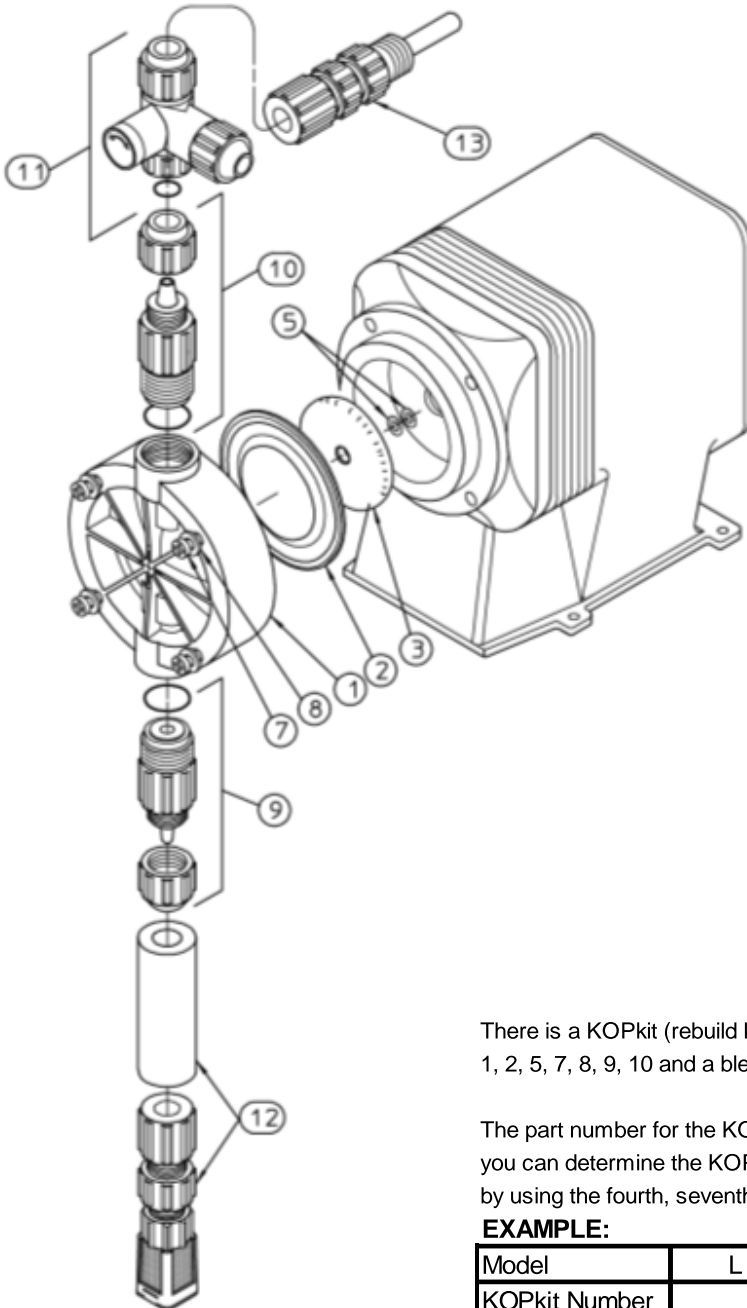
Use the fourth digit in the model number from your pump to identify the part numbers below

EXAMPLE MODEL:

Position	1	2	3	4	5	6	-	7	8	9	10	-	11	12	13
Model:	L	P	H	6	S	A	-	V	T	C	F	-	X	X	X

For example the pump head (ITEM #1) for this pump would be:

Part Number: L0200600-PVC



PART NUMBER	QTY	DIGIT IN POSITION NUMBER FOUR OF THE MODEL NUMBER
ITEM NO. 1: PUMP HEAD (PVC)		
L0200600-PVC	1	6
ITEM NO. 2: DIAPHRAGM		
L0301300-THY	1	6
ITEM NO. 3: DEFLECTION PLATE		
L2100600-FPP	1	6
ITEM NO. 5: SHIM (0-2 REQUIRED)		
L9901200-BRS	0-2	ANY DIGIT
ITEM NO. 7 & 8: PUMP HEAD SCREWS AND WASHERS KIT (CONTAINS BOLTS AND WASHERS)		
L3900300-000	1	6
ITEM NO. 9: SUCTION VALVE		
L3101TC6-PVC	1	ANY DIGIT
ITEM NO. 10: DISCHARGE VALVE		
L3201TC6-PVC	1	ANY DIGIT
ITEM NO. 11: BLEED VALVE		
L3300T03-PVC	1	ANY DIGIT
ITEM NO. 12: FOOT VALVE/STRAINER		
J60728	1	ANY DIGIT
ITEM NO. 13: INJECTION VALVE		
J41873	1	ANY DIGIT
REPLACEMENT FUSES		
L9707300-000	1	E+ SERIES AND E SERIES PUMPS WITH FUSE HOLDER
L9711200-000	1	A+, C, C+ AND E SERIES PUMPS WITH PC BOARD MOUNTED FUSE
L9704700-000	1	SERIES E-DC PUMPS
L9700700-250	1	SERIES MP PUMP-CIRCUIT

There is a KOPkit (rebuild kit) available for your pump that includes items 1, 2, 5, 7, 8, 9, 10 and a bleed valve o-ring

The part number for the KOPkit can be found on your pump data label or you can determine the KOPkit part number from your pump model number by using the fourth, seventh, eighth, ninth and tenth positions for the model string

EXAMPLE:

Model	L	P	H	6	S	A	-	V	T	C	F	-	X	X	X
KOPkit Number				6				V	T	C	F				

= K6VTCF

VTS3 WET END PARTS

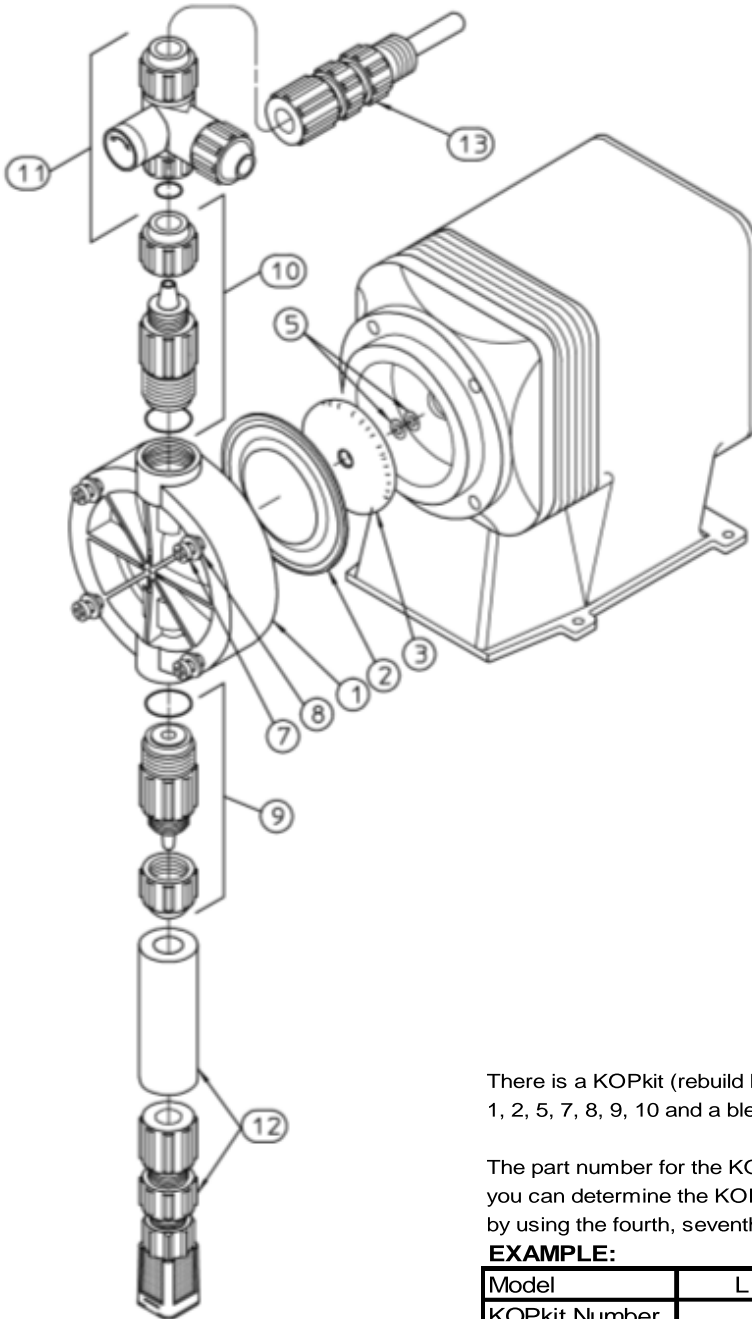
The following part numbers are the pump models with liquid end code VTS3 in the model
EXAMPLE: LPH6SA-VTS3-XXX

Use the fourth digit in the model number from your pump to identify the part numbers below

EXAMPLE MODEL:

Position	1	2	3	4	5	6	-	7	8	9	10	-	11	12	13
Model:	L	P	H	6	S	A	-	V	T	S	3	-	X	X	X

For example the pump head (ITEM #1) for this pump would be:
Part Number: L0200600-PVC



PART NUMBER	QTY	DIGIT IN POSITION NUMBER FOUR OF THE MODEL NUMBER
ITEM NO. 1: PUMP HEAD (PVC)		
L0200400-PVC	1	4
L0200500-PVC	1	5
L0200600-PVC	1	6
ITEM NO. 2: DIAPHRAGM		
L0301100-THY	1	4
L0301200-THY	1	5
L0301300-THY	1	6
ITEM NO. 3: DEFLECTION PLATE		
L2100400-FPP	1	4
L2100500-FPP	1	5
L2100600-FPP	1	6
ITEM NO. 5: SHIM (0-2 REQUIRED)		
L9901200-BRS	0-2	ANY DIGIT
ITEM NO. 7 & 8: PUMP HEAD SCREWS AND WASHERS KIT (CONTAINS BOLTS AND WASHERS)		
L3900200-000	1	4
L3900300-000	1	5 OR 6
ITEM NO. 9: SUCTION VALVE		
L3101TS3-PVC	1	ANY DIGIT
ITEM NO. 10: DISCHARGE VALVE		
L3201TS3-PVC	1	ANY DIGIT
ITEM NO. 11: BLEED VALVE		
L3300T03-PVC	1	ANY DIGIT
ITEM NO. 12: FOOT VALVE/STRAINER		
J60734	1	ANY DIGIT
ITEM NO. 13: INJECTION VALVE		
J41881	1	ANY DIGIT
REPLACEMENT FUSES		
L9707300-000	1	E+ SERIES AND E SERIES PUMPS WITH FUSE HOLDER
L9711200-000	1	A+, C, C+ AND E SERIES PUMPS WITH PC BOARD MOUNTED FUSE
L9704700-000	1	SERIES E-DC PUMPS
L9700700-250	1	SERIES MP PUMP-CIRCUIT

There is a KOPkit (rebuild kit) available for your pump that includes items 1, 2, 5, 7, 8, 9, 10 and a bleed valve o-ring

The part number for the KOPkit can be found on your pump data label or you can determine the KOPkit part number from your pump model number by using the fourth, seventh, eighth, ninth and tenth positions for the model string

EXAMPLE:

Model	L	P	H	6	S	A	-	V	T	S	3	-	X	X	X
KOPkit Number				6				V	T	S	3				

= K6VTS3

VTS5 WET END PARTS

The following part numbers are the pump models with liquid end code VTS5 in the model
EXAMPLE: LPA3SA-VTS5-XXX

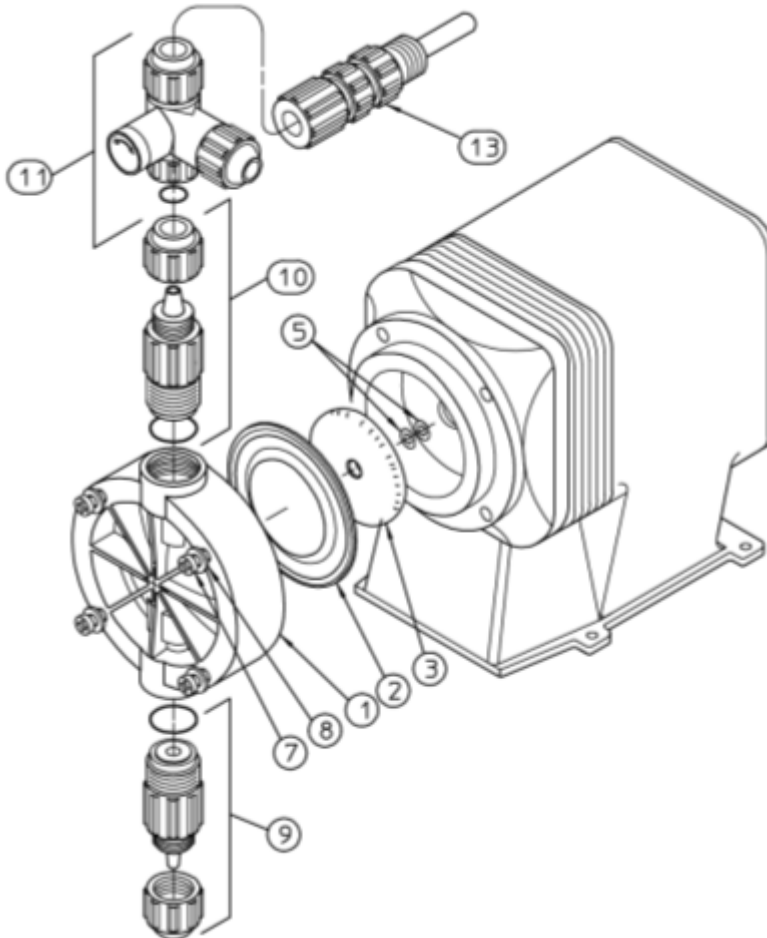
Use the fourth digit in the model number from your pump to identify the part numbers below

EXAMPLE MODEL:

Position	1	2	3	4	5	6	-	7	8	9	10	-	11	12	13
Model:	L	P	A	3	S	A	-	V	T	S	5	-	X	X	X

For example the pump head (ITEM #1) for this pump would be:

Part Number: L0200300-PVC



PART NUMBER	QTY	DIGIT IN POSITION NUMBER FOUR OF THE MODEL NUMBER
ITEM NO. 1: PUMP HEAD (FPP)		
L0200900-PVC	1	2
L0200300-PVC	1	3
L0200400-PVC	1	4
L0200500-PVC	1	5
L0200600-PVC	1	6
ITEM NO. 2: DIAPHRAGM		
L0300900-THY	1	2
L0301000-THY	1	3
L0301100-THY	1	4
L0301200-THY	1	5
L0301300-THY	1	6
ITEM NO. 3: DEFLECTION PLATE		
L2100200-FPP	1	2
L2100300-FPP	1	3
L2100400-FPP	1	4
L2100500-FPP	1	5
L2100600-FPP	1	6
ITEM NO. 5: SHIM (0-2 REQUIRED)		
L9901200-BRS	0-2	ANY DIGIT
ITEM NO. 7 & 8: PUMP HEAD SCREWS AND WASHERS KIT (CONTAINS BOLTS AND WASHERS)		
L3900200-000	1	2, 3 OR 4
L3900300-000	1	5 OR 6
ITEM NO. 9: SUCTION VALVE		
L3101TS7-PVC	1	ANY DIGIT
ITEM NO. 10: DISCHARGE VALVE		
L3201TS5-PVC	1	ANY DIGIT
ITEM NO. 11: BLEED VALVE		
L3300T03-PVC	1	ANY DIGIT
ITEM NO. 12: FOOT VALVE/STRAINER		
NO FOOT VALVE		
ITEM NO. 13: INJECTION VALVE		
J41881	1	ANY DIGIT
REPLACEMENT FUSES		
L9707300-000	1	E+ SERIES AND E SERIES PUMPS WITH FUSE HOLDER
L9711200-000	1	A+, C, C+ AND E SERIES PUMPS WITH PC BOARD MOUNTED FUSE
L9704700-000	1	SERIES E-DC PUMPS
L9700700-250	1	SERIES MP PUMP-CIRCUIT

There is a KOPkit (rebuild kit) available for your pump that includes items 1, 2, 5, 7, 8, 9, 10 and a bleed valve o-ring

The part number for the KOPkit can be found on your pump data label or you can determine the KOPkit part number from your pump model number by using the fourth, seventh, eighth, ninth and tenth positions for the model string

EXAMPLE:

Model	L	P	A	3	S	A	-	V	T	S	5	-	X	X	X
KOPkit Number				3				V	T	S	5				

= K3VTS5

VTТА WET END PARTS

The following part numbers are the pump models with liquid end code VTТА in the model
EXAMPLE: LPA3SA-VTТА-XXX

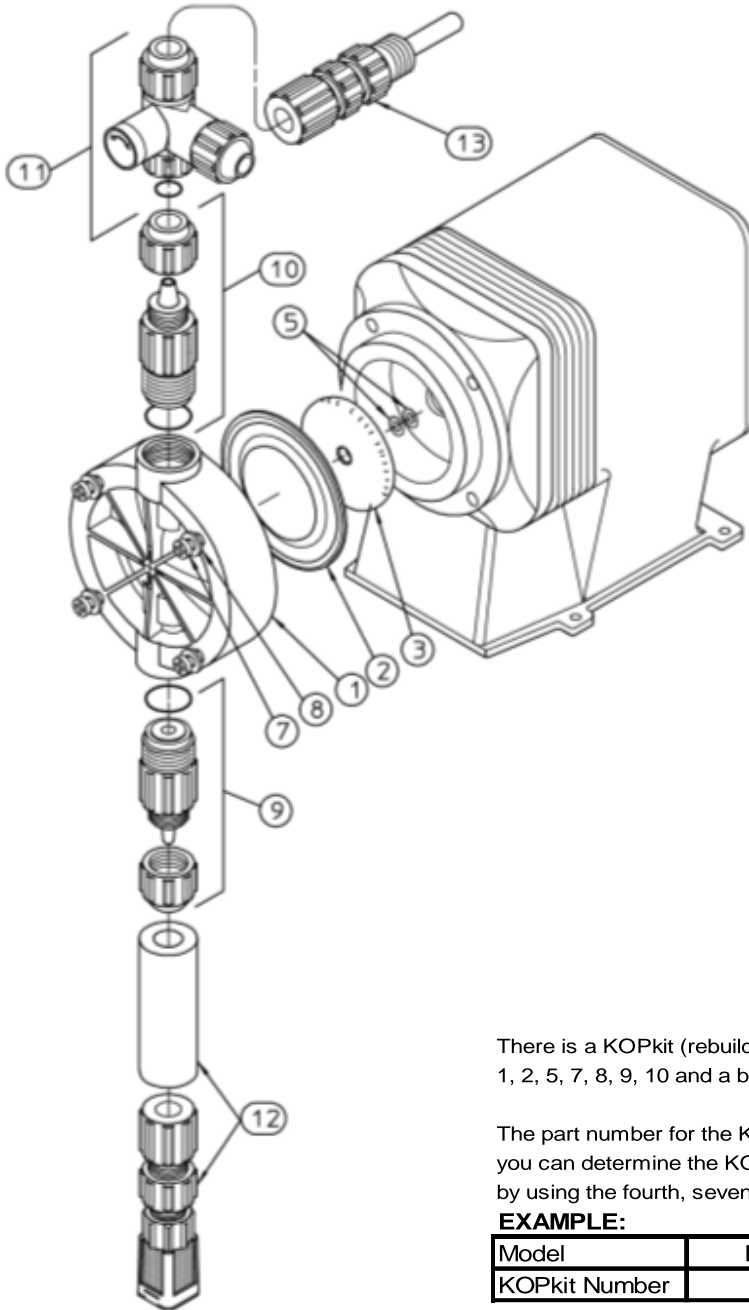
Use the fourth digit in the model number from your pump to identify the part numbers below

EXAMPLE MODEL:

Position	1	2	3	4	5	6	-	7	8	9	10	-	11	12	13
Model:	L	P	A	3	S	A	-	V	T	T	A	-	X	X	X

For example the pump head (ITEM #1) for this pump would be:

Part Number: L0200300-PVC



PART NUMBER	QTY	DIGIT IN POSITION NUMBER FOUR OF THE MODEL NUMBER
ITEM NO. 1: PUMP HEAD (PVC)		
L0200900-PVC	1	2
L0200300-PVC	1	3
L0200400-PVC	1	4
ITEM NO. 2: DIAPHRAGM		
L0300900-THY	1	2
L0301000-THY	1	3
L0301100-THY	1	4
ITEM NO. 3: DEFLECTION PLATE		
L2100200-FPP	1	2
L2100300-FPP	1	3
L2100400-FPP	1	4
ITEM NO. 5: SHIM (0-2 REQUIRED)		
L9901200-BRS	0-2	ANY DIGIT
ITEM NO. 7 & 8: PUMP HEAD SCREWS AND WASHERS KIT (CONTAINS BOLTS AND WASHERS)		
L3900200-000	1	2, 3 OR 4
ITEM NO. 9: SUCTION VALVE		
L3101TTA-PVC	1	ANY DIGIT
ITEM NO. 10: DISCHARGE VALVE		
L3201TTA-PVC	1	ANY DIGIT
ITEM NO. 11: BLEED VALVE		
L3300T03-PVC	1	ANY DIGIT
ITEM NO. 12: FOOT VALVE/STRAINER		
J60731	1	ANY DIGIT
ITEM NO. 13: INJECTION VALVE		
J41877	1	ANY DIGIT
REPLACEMENT FUSES		
L9707300-000	1	E+ SERIES AND E SERIES PUMPS WITH FUSE HOLDER
L9711200-000	1	A+, C, C+ AND E SERIES PUMPS WITH PC BOARD MOUNTED FUSE
L9704700-000	1	SERIES E-DC PUMPS
L9700700-250	1	SERIES MP PUMP-CIRCUIT

There is a KOPkit (rebuild kit) available for your pump that includes items 1, 2, 5, 7, 8, 9, 10 and a bleed valve o-ring

The part number for the KOPkit can be found on your pump data label or you can determine the KOPkit part number from your pump model number by using the fourth, seventh, eighth, ninth and tenth positions for the model string

EXAMPLE:

Model	L	P	A	3	S	A	-	V	T	T	A	-	X	X	X	
KOPkit Number				3				V	T	T	A					= K3VTTA

VTT1 WET END PARTS

The following part numbers are the pump models with liquid end code VTT1 in the model
EXAMPLE: LD54SA-VTT1-XXX

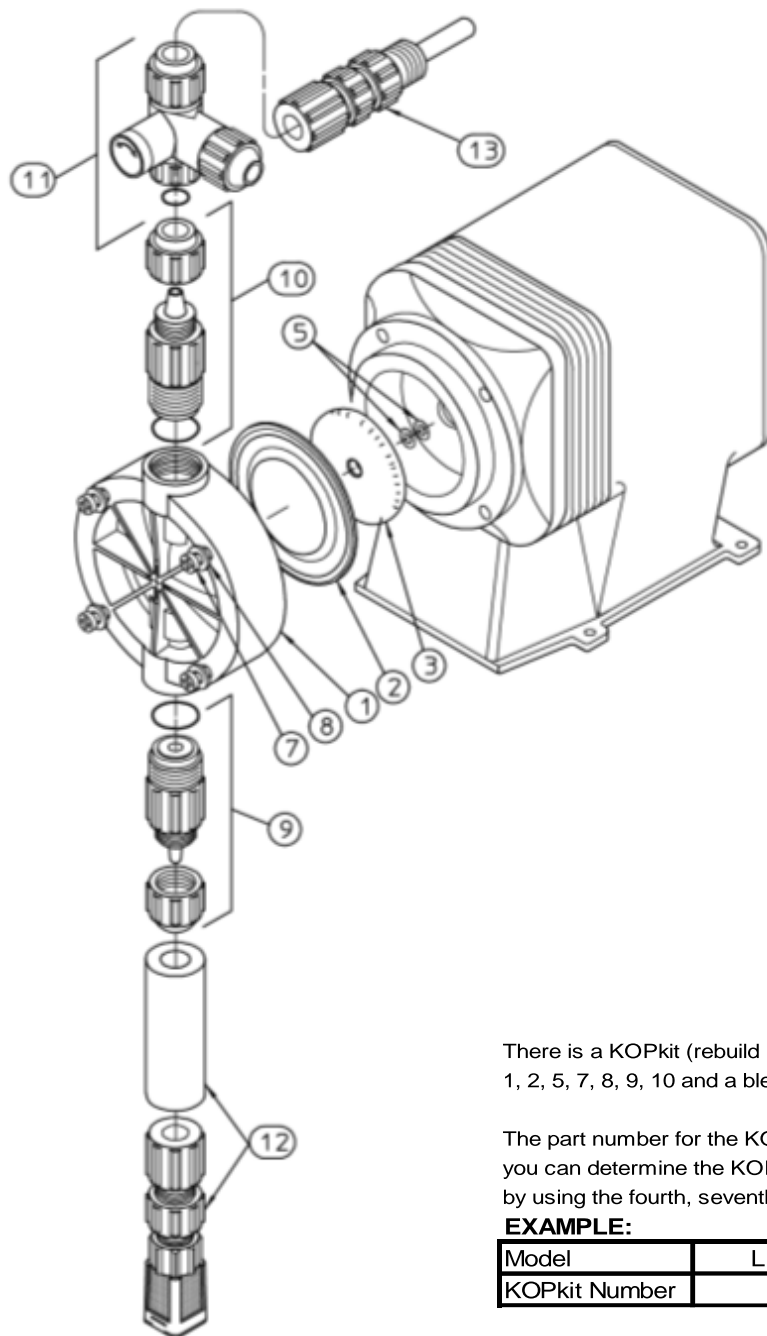
Use the fourth digit in the model number from your pump to identify the part numbers below

EXAMPLE MODEL:

Position	1	2	3	4	5	6	-	7	8	9	10	-	11	12	13
Model:	L	P	D	4	M	A	-	V	V	T	1	-	X	X	X

For example the pump head (ITEM #1) for this pump would be:

Part Number: L0200400-PVC



PART NUMBER	QTY	DIGIT IN POSITION NUMBER FOUR OF THE MODEL NUMBER
ITEM NO. 1: PUMP HEAD (PVC)		
L0200900-PVC	1	2
L0200300-PVC	1	3
L0200400-PVC	1	4
ITEM NO. 2: DIAPHRAGM		
L0300900-THY	1	2
L0301000-THY	1	3
L0301100-THY	1	4
ITEM NO. 3: DEFLECTION PLATE		
L2100200-FPP	1	2
L2100300-FPP	1	3
L2100400-FPP	1	4
ITEM NO. 5: SHIM (0-2 REQUIRED)		
L9901200-BRS	0-2	ANY DIGIT
ITEM NO. 7 & 8: PUMP HEAD SCREWS AND WASHERS KIT (CONTAINS BOLTS AND WASHERS)		
L3900200-000	1	2, 3 OR 4
ITEM NO. 9: SUCTION VALVE		
L3101VT1-PVC	1	ANY DIGIT
ITEM NO. 10: DISCHARGE VALVE		
L3201VT1-PVC	1	ANY DIGIT
ITEM NO. 11: BLEED VALVE		
L3300V01-PVC	1	ANY DIGIT
ITEM NO. 12: FOOT VALVE/STRAINER		
J60721	1	ANY DIGIT
ITEM NO. 13: INJECTION VALVE		
J41760	1	ANY DIGIT
REPLACEMENT FUSES		
L9707300-000	1	E+ SERIES AND E SERIES PUMPS WITH FUSE HOLDER
L9711200-000	1	A+, C, C+ AND E SERIES PUMPS WITH PC BOARD MOUNTED FUSE
L9704700-000	1	SERIES E-DC PUMPS
L9700700-250	1	SERIES MP PUMP-CIRCUIT

There is a KOPkit (rebuild kit) available for your pump that includes items 1, 2, 5, 7, 8, 9, 10 and a bleed valve o-ring

The part number for the KOPkit can be found on your pump data label or you can determine the KOPkit part number from your pump model number by using the fourth, seventh, eighth, ninth and tenth positions for the model string

EXAMPLE:

Model	L	P	D	4	M	A	-	V	V	T	1	-	X	X	X
KOPkit Number				4				V	V	T	1				

= K4VVT1

VTT3 WET END PARTS

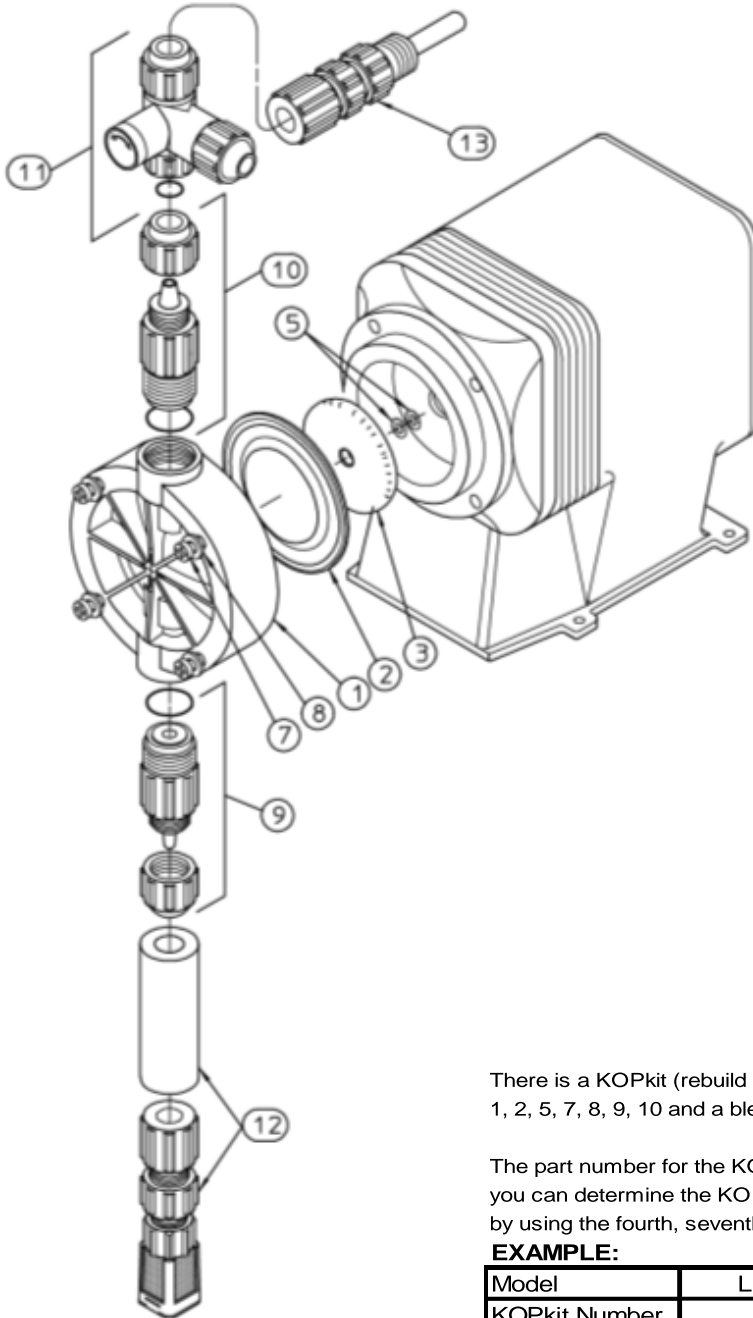
The following part numbers are the pump models with liquid end code VTT3 in the model
EXAMPLE: LMG5TA-VTT3-XXX

Use the fourth digit in the model number from your pump to identify the part numbers below

EXAMPLE MODEL:

Position	1	2	3	4	5	6	-	7	8	9	10	-	11	12	13
Model:	L	M	G	5	T	A	-	V	T	T	3	-	X	X	X

For example the pump head (ITEM #1) for this pump would be:
Part Number: L0200500-PVC



PART NUMBER	QTY	DIGIT IN POSITION NUMBER FOUR OF THE MODEL NUMBER
ITEM NO. 1: PUMP HEAD (PVC)		
L0200400-PVC	1	4
L0200500-PVC	1	5
L0200600-PVC	1	6
ITEM NO. 2: DIAPHRAGM		
L0301100-THY	1	4
L0301200-THY	1	5
L0301300-THY	1	6
ITEM NO. 3: DEFLECTION PLATE		
L2100400-FPP	1	4
L2100500-FPP	1	5
L2100600-FPP	1	6
ITEM NO. 5: SHIM (0-2 REQUIRED)		
L9901200-BRS	0-2	ANY DIGIT
ITEM NO. 7 & 8: PUMP HEAD SCREWS AND WASHERS KIT (CONTAINS BOLTS AND WASHERS)		
L3900200-000	1	4
L3900300-000	1	5 OR 6
ITEM NO. 9: SUCTION VALVE		
L3101TT3-PVC	1	ANY DIGIT
ITEM NO. 10: DISCHARGE VALVE		
L3201TT3-PVC	1	ANY DIGIT
ITEM NO. 11: BLEED VALVE		
L3300T03-PVC	1	ANY DIGIT
ITEM NO. 12: FOOT VALVE/STRAINER		
J60731	1	ANY DIGIT
ITEM NO. 13: INJECTION VALVE		
J41877	1	ANY DIGIT
REPLACEMENT FUSES		
L9707300-000	1	E+ SERIES AND E SERIES PUMPS WITH FUSE HOLDER
L9711200-000	1	A+, C, C+ AND E SERIES PUMPS WITH PC BOARD MOUNTED FUSE
L9704700-000	1	SERIES E-DC PUMPS
L9700700-250	1	SERIES MP PUMP-CIRCUIT

There is a KOPkit (rebuild kit) available for your pump that includes items
1, 2, 5, 7, 8, 9, 10 and a bleed valve o-ring

The part number for the KOPkit can be found on your pump data label or
you can determine the KOPkit part number from your pump model number
by using the fourth, seventh, eighth, ninth and tenth positions for the model string

EXAMPLE:

Model	L	M	G	5	T	A	-	V	T	T	3	-	X	X	X
KOPkit Number				5				V	T	T	3				

= K5VTT3

VTSK WET END PARTS

The following part numbers are the pump models with liquid end code VTSK in the model
EXAMPLE: LVG4MA-VTSK-XXX

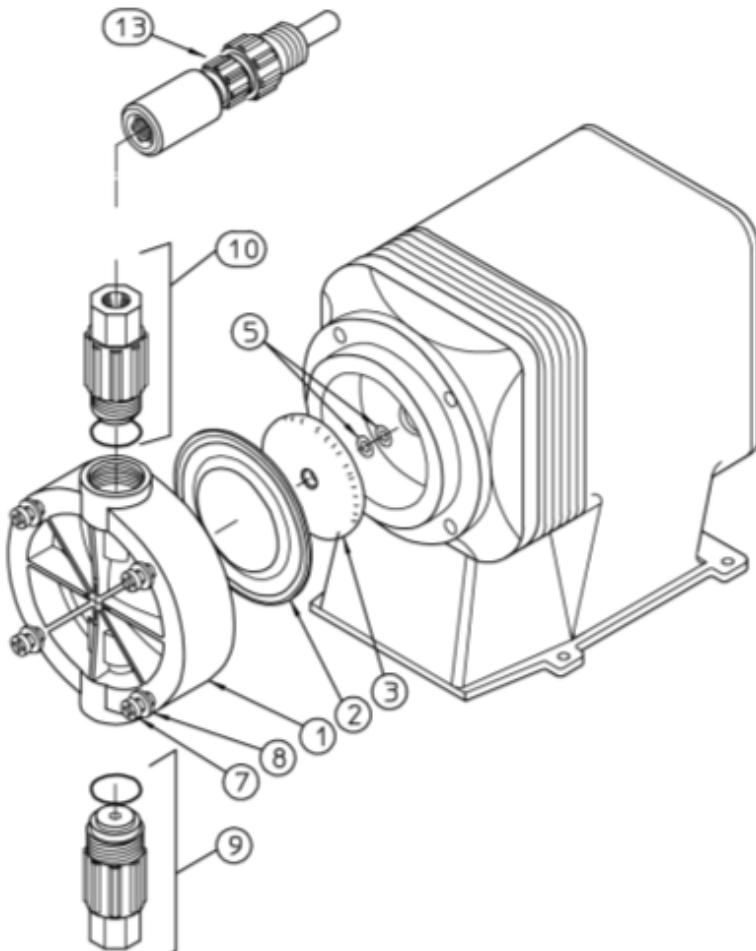
Use the fourth digit in the model number from your pump to identify the part numbers below

EXAMPLE MODEL:

Position	1	2	3	4	5	6	-	7	8	9	10	-	11	12	13
Model:	L	V	G	4	M	A	-	V	T	S	K	-	X	X	X

For example the pump head (ITEM #1) for this pump would be:

Part Number: L0200400-PVC



PART NUMBER	QTY	DIGIT IN POSITION NUMBER FOUR OF THE MODEL NUMBER
ITEM NO. 1: PUMP HEAD (PVC)		
L0200400-PVC	1	4
L0200500-PVC	1	5
ITEM NO. 2: DIAPHRAGM		
L0301100-THY	1	4
L0301200-THY	1	5
ITEM NO. 3: DEFLECTION PLATE		
L2100400-FPP	1	4
L2100500-FPP	1	5
ITEM NO. 5: SHIM (0-2 REQUIRED)		
L9901200-BRS	0-2	ANY DIGIT
ITEM NO. 7 & 8: PUMP HEAD SCREWS AND WASHERS KIT (CONTAINS BOLTS AND WASHERS)		
L3900200-000	1	4
L3900300-000	1	5
ITEM NO. 9: SUCTION VALVE		
L3101TS7-PVC	1	ANY DIGIT
ITEM NO. 10: DISCHARGE VALVE		
L3201TSK-PVC	1	ANY DIGIT
ITEM NO. 11: BLEED VALVE		
NO BLEED VALVE		
ITEM NO. 12: FOOT VALVE/STRAINER		
NO FOOT VALVE / STRAINER		
ITEM NO. 13: INJECTION VALVE		
J61485	1	ANY DIGIT
REPLACEMENT FUSES		
L9707300-000	1	E+ SERIES AND E SERIES PUMPS WITH FUSE HOLDER
L9711200-000	1	A+, C, C+ AND E SERIES PUMPS WITH PC BOARD MOUNTED FUSE
L9704700-000	1	SERIES E-DC PUMPS
L9700700-250	1	SERIES MP PUMP-CIRCUIT

There is a KOPkit (rebuild kit) available for your pump that includes items
1, 2, 5, 7, 8, 9, 10 and a bleed valve o-ring

The part number for the KOPkit can be found on your pump data label or
you can determine the KOPkit part number from your pump model number
by using the fourth, seventh, eighth, ninth and tenth positions for the model string

EXAMPLE:

Model	L	V	G	4	M	A	-	V	T	S	K	-	X	X	X	
KOPkit Number				4				V	T	S	K					= K4VTSK

PTSK WET END PARTS

The following part numbers are the pump models with liquid end code PTSK in the model
EXAMPLE: LVG5SA-PTSK-XXX

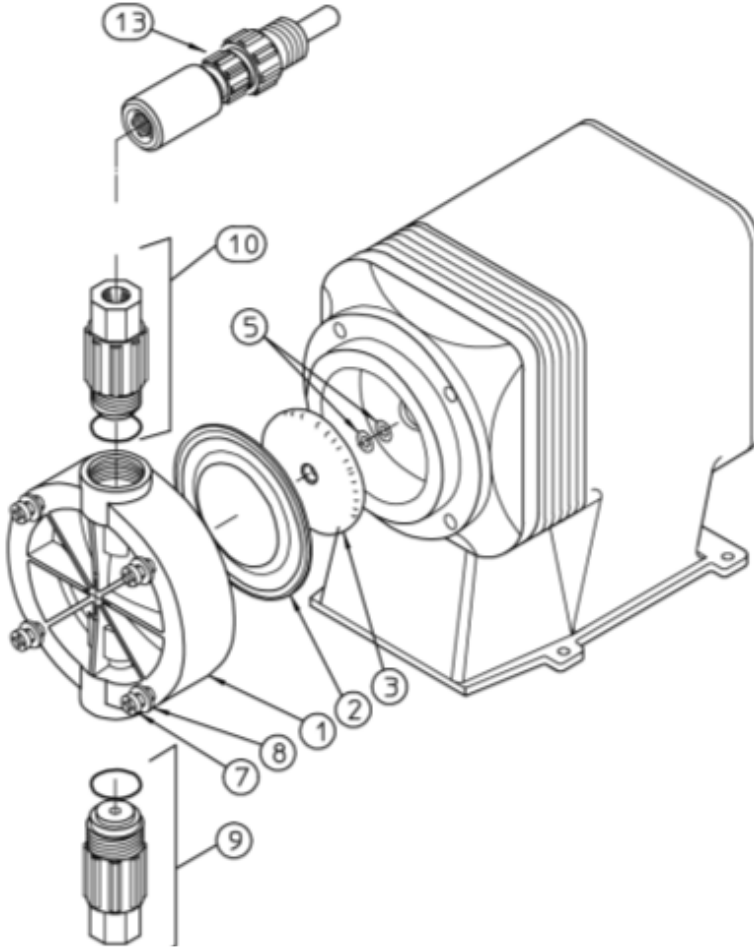
Use the fourth digit in the model number from your pump to identify the part numbers below

EXAMPLE MODEL:

Position	1	2	3	4	5	6	-	7	8	9	10	-	11	12	13
Model:	L	V	G	5	S	A	-	P	T	S	K	-	X	X	X

For example the pump head (ITEM #1) for this pump would be:

Part Number: L0200500-FPP



PART NUMBER	QTY	DIGIT IN POSITION NUMBER FOUR OF THE MODEL NUMBER
ITEM NO. 1: PUMP HEAD (PVC)		
L0200400-FPP	1	4
L0200500-FPP	1	5
L0200700-FPP	1	7
L0200800-PPL	1	8
ITEM NO. 2: DIAPHRAGM		
L0301100-THY	1	4
L0301200-THY	1	5
L0301400-THY	1	7
L0301600-THY	1	8
ITEM NO. 3: DEFLECTION PLATE		
L2100400-FPP	1	4
L2100500-FPP	1	5
L2100700-FPP	1	7
NONE		8
ITEM NO. 5: SHIM (0-2 REQUIRED)		
L9901200-BRS	0-2	ANY DIGIT
ITEM NO. 7 & 8: PUMP HEAD SCREWS AND WASHERS KIT (CONTAINS BOLTS AND WASHERS)		
L3900200-000	1	4
L3900300-000	1	5 OR 7
L3900600-000	1	8
ITEM NO. 9: SUCTION VALVE		
L3101TS7-FPP	1	ANY DIGIT
ITEM NO. 10: DISCHARGE VALVE		
L3201TSK-FPP	1	ANY DIGIT
ITEM NO. 11: BLEED VALVE		
NO BLEED VALVE		
ITEM NO. 12: FOOT VALVE/STRAINER		
NO FOOT VALVE / STRAINER		
ITEM NO. 13: INJECTION VALVE		
J61486	1	ANY DIGIT
REPLACEMENT FUSES		
L9707300-000	1	E+ SERIES AND E SERIES PUMPS WITH FUSE HOLDER
L9711200-000	1	A+, C, C+ AND E SERIES PUMPS WITH PC BOARD MOUNTED FUSE
L9704700-000	1	SERIES E-DC PUMPS
L9700700-250	1	SERIES MP PUMP-CIRCUIT

There is a KOPkit (rebuild kit) available for your pump that includes items
1, 2, 5, 7, 8, 9, 10 and a bleed valve o-ring

The part number for the KOPkit can be found on your pump data label or
you can determine the KOPkit part number from your pump model number
by using the fourth, seventh, eighth, ninth and tenth positions for the model string

EXAMPLE:

Model	L	V	G	5	S	A	-	P	T	S	K	-	X	X	X
KOPkit Number				5				P	T	S	K				

= K5PTSK

VTT5 WET END PARTS

The following part numbers are the pump models with liquid end code VTT5 in the model
EXAMPLE: LVB3MA-VTT5-XXX

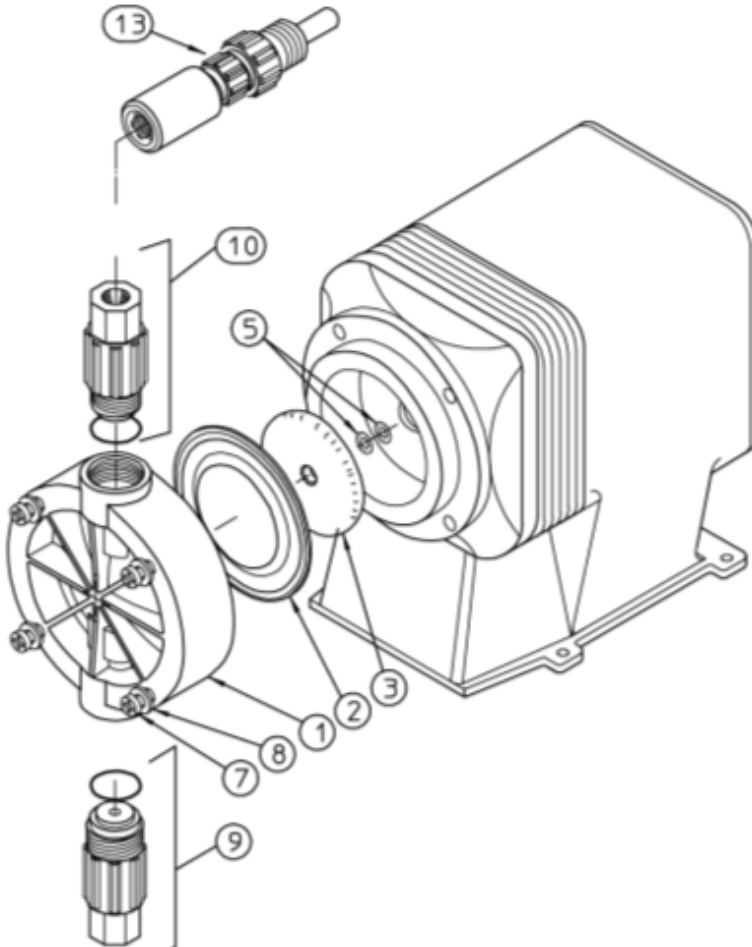
Use the fourth digit in the model number from your pump to identify the part numbers below

EXAMPLE MODEL:

Position	1	2	3	4	5	6	-	7	8	9	10	-	11	12	13
Model:	L	V	B	3	M	A	-	V	T	T	5	-	X	X	X

For example the pump head (ITEM #1) for this pump would be:

Part Number: L0200300-PVC



PART NUMBER	QTY	DIGIT IN POSITION NUMBER FOUR OF THE MODEL NUMBER
ITEM NO. 1: PUMP HEAD (PVC)		
L0200300-PVC	1	3
L0200400-PVC	1	4
L0200500-PVC	1	5
ITEM NO. 2: DIAPHRAGM		
L0301000-THY	1	3
L0301100-THY	1	4
L0301200-THY	1	5
ITEM NO. 3: DEFLECTION PLATE		
L2100300-FPP	1	3
L2100400-FPP	1	4
L2100500-FPP	1	5
ITEM NO. 5: SHIM (0-2 REQUIRED)		
L9901200-BRS	0-2	ANY DIGIT
ITEM NO. 7 & 8: PUMP HEAD SCREWS AND WASHERS KIT (CONTAINS BOLTS AND WASHERS)		
L3900200-000	1	3 OR 4
L3900300-000	1	5
ITEM NO. 9: SUCTION VALVE		
L3101TT7-PVC	1	ANY DIGIT
ITEM NO. 10: DISCHARGE VALVE		
L3201TT5-PVC	1	ANY DIGIT
ITEM NO. 11: BLEED VALVE		
NO BLEED VALVE		
ITEM NO. 12: FOOT VALVE/STRAINER		
NO FOOT VALVE / STRAINER		
ITEM NO. 13: INJECTION VALVE		
J41877	1	ANY DIGIT
REPLACEMENT FUSES		
L9707300-000	1	E+ SERIES AND E SERIES PUMPS WITH FUSE HOLDER
L9711200-000	1	A+, C, C+ AND E SERIES PUMPS WITH PC BOARD MOUNTED FUSE
L9704700-000	1	SERIES E-DC PUMPS
L9700700-250	1	SERIES MP PUMP-CIRCUIT

There is a KOPkit (rebuild kit) available for your pump that includes items 1, 2, 5, 7, 8, 9, 10 and a bleed valve o-ring

The part number for the KOPkit can be found on your pump data label or you can determine the KOPkit part number from your pump model number by using the fourth, seventh, eighth, ninth and tenth positions for the model string

EXAMPLE:

Model	L	V	B	3	M	A	-	V	T	T	5	-	X	X	X
KOPkit Number				3				V	T	T	5				

= K3VTT5

VTT4 WET END PARTS

The following part numbers are the pump models with liquid end code VTT4 in the model
EXAMPLE: LPH6MA-VTT4-XXX

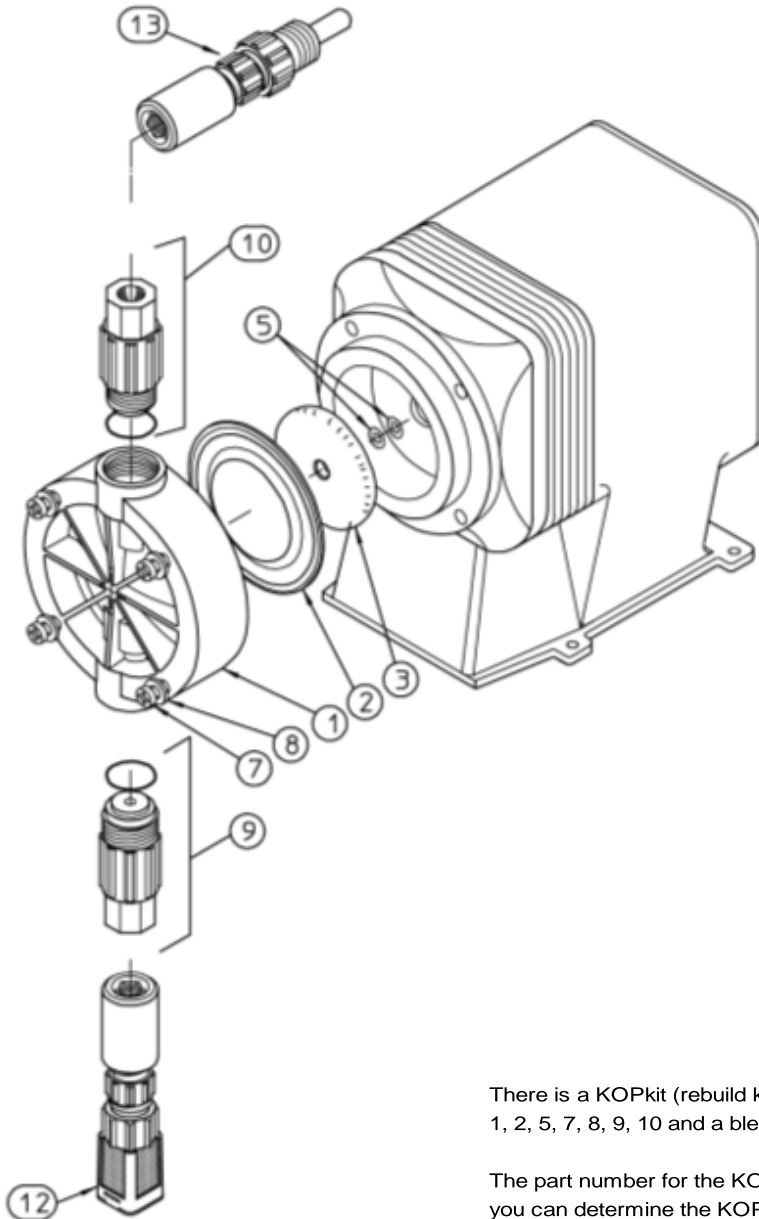
Use the fourth digit in the model number from your pump to identify the part numbers below

EXAMPLE MODEL:

Position	1	2	3	4	5	6	-	7	8	9	10	-	11	12	13
Model:	L	P	H	6	M	A	-	V	T	T	4	-	X	X	X

For example the pump head (ITEM #1) for this pump would be:

Part Number: L0200600-FPP



PART NUMBER	QTY	DIGIT IN POSITION NUMBER FOUR OF THE MODEL NUMBER
ITEM NO. 1: PUMP HEAD (PVC)		
L0200400-PVC	1	4
L0200500-PVC	1	5
L0200600-PVC	1	6
ITEM NO. 2: DIAPHRAGM		
L0301100-THY	1	4
L0301200-THY	1	5
L0301300-THY	1	6
ITEM NO. 3: DEFLECTION PLATE		
L2100400-FPP	1	4
L2100500-FPP	1	5
L2100600-FPP	1	6
ITEM NO. 5: SHIM (0-2 REQUIRED)		
L9901200-BRS	0-2	ANY DIGIT
ITEM NO. 7 & 8: PUMP HEAD SCREWS AND WASHERS KIT (CONTAINS BOLTS AND WASHERS)		
L3900200-000	1	4
L3900300-000	1	5 OR 6
ITEM NO. 9: SUCTION VALVE		
L3101TT4-PVC	1	ANY DIGIT
ITEM NO. 10: DISCHARGE VALVE		
L3201TT4-PVC	1	ANY DIGIT
ITEM NO. 11: BLEED VALVE		
NO BLEED VALVE		
ITEM NO. 12: FOOT VALVE/STRAINER		
J60703	1	ANY DIGIT
ITEM NO. 13: INJECTION VALVE		
J41948	1	ANY DIGIT
REPLACEMENT FUSES		
L9707300-000	1	E+ SERIES AND E SERIES PUMPS WITH FUSE HOLDER
L9711200-000	1	A+, C, C+ AND E SERIES PUMPS WITH PC BOARD MOUNTED FUSE
L9704700-000	1	SERIES E-DC PUMPS
L9700700-250	1	SERIES MP PUMP-CIRCUIT

There is a KOPkit (rebuild kit) available for your pump that includes items 1, 2, 5, 7, 8, 9, 10 and a bleed valve o-ring

The part number for the KOPkit can be found on your pump data label or you can determine the KOPkit part number from your pump model number by using the fourth, seventh, eighth, ninth and tenth positions for the model string

EXAMPLE:

Model	L	P	H	6	M	A	-	V	T	T	4	-	X	X	X
KOPkit Number				6				V	T	T	4				

= K6VTT4

VTCJ WET END PARTS

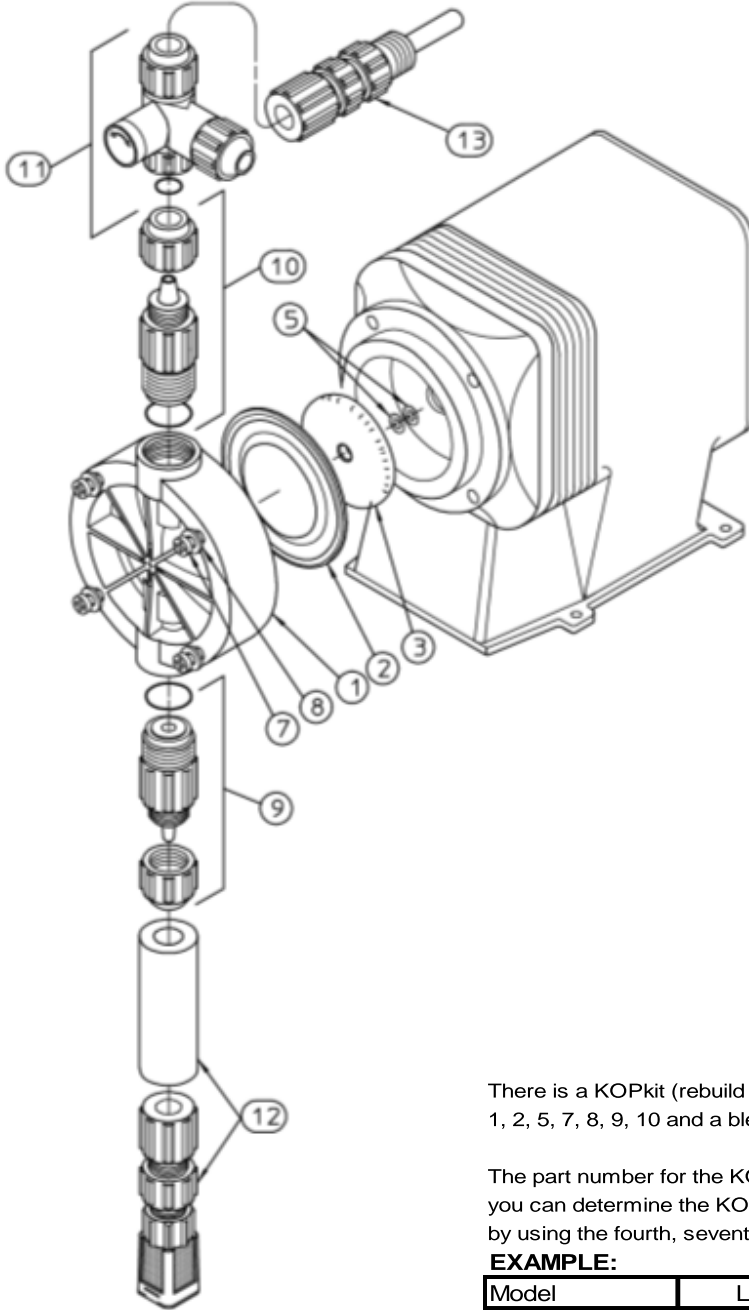
The following part numbers are the pump models with liquid end code VTCJ in the model
EXAMPLE: LPK3SA-VTCJ-XXX

Use the fourth digit in the model number from your pump to identify the part numbers below

EXAMPLE MODEL:

Position	1	2	3	4	5	6	-	7	8	9	10	-	11	12	13
Model:	L	P	K	3	S	A	-	V	T	C	J	-	X	X	X

For example the pump head (ITEM #1) for this pump would be:
Part Number: L0200900-PVC



PART NUMBER	QTY	DIGIT IN POSITION NUMBER FOUR OF THE MODEL NUMBER
ITEM NO. 1: PUMP HEAD (PVD)		
L0200900-PVC	1	2
L0201000-PVC	1	3
L0200400-PVC	1	4
ITEM NO. 2: DIAPHRAGM		
L0300900-THY	1	2
L0301000-THY	1	3
L0301100-THY	1	4
ITEM NO. 3: DEFLECTION PLATE		
L2100200-FPP	1	2
L2100300-FPP	1	3
L2100400-FPP	1	4
ITEM NO. 5: SHIM (0-2 REQUIRED)		
L9901200-BRS	0-2	ANY DIGIT
ITEM NO. 7 & 8: PUMP HEAD SCREWS AND WASHERS KIT (CONTAINS BOLTS AND WASHERS)		
L3900200-000	1	2, 3 OR 4
ITEM NO. 9: SUCTION VALVE		
L3101TCJ-PVC	1	ANY DIGIT
ITEM NO. 10: DISCHARGE VALVE		
L3201TCJ-PVC	1	ANY DIGIT
ITEM NO. 11: BLEED VALVE		
L3300T0J-PVC	1	ANY DIGIT
ITEM NO. 12: FOOT VALVE/STRAINER		
J60716	1	ANY DIGIT
ITEM NO. 13: INJECTION VALVE		
J41996	1	ANY DIGIT
REPLACEMENT FUSES		
L9707300-000	1	E+ SERIES AND E SERIES PUMPS WITH FUSE HOLDER
L9711200-000	1	A+, C, C+ AND E SERIES PUMPS WITH PC BOARD MOUNTED FUSE
L9704700-000	1	SERIES E-DC PUMPS
L9700700-250	1	SERIES MP PUMP-CIRCUIT

There is a KOPkit (rebuild kit) available for your pump that includes items 1, 2, 5, 7, 8, 9, 10 and a bleed valve o-ring

The part number for the KOPkit can be found on your pump data label or you can determine the KOPkit part number from your pump model number by using the fourth, seventh, eighth, ninth and tenth positions for the model string

EXAMPLE:

Model	L	P	K	3	S	A	-	V	T	C	J	-	X	X	X
KOPkit Number				3				V	T	C	J				

= K3VTCJ

VTCA WET END PARTS

The following part numbers are the pump models with liquid end code VTCA in the model
EXAMPLE: LB64SA-VTCA-XXX

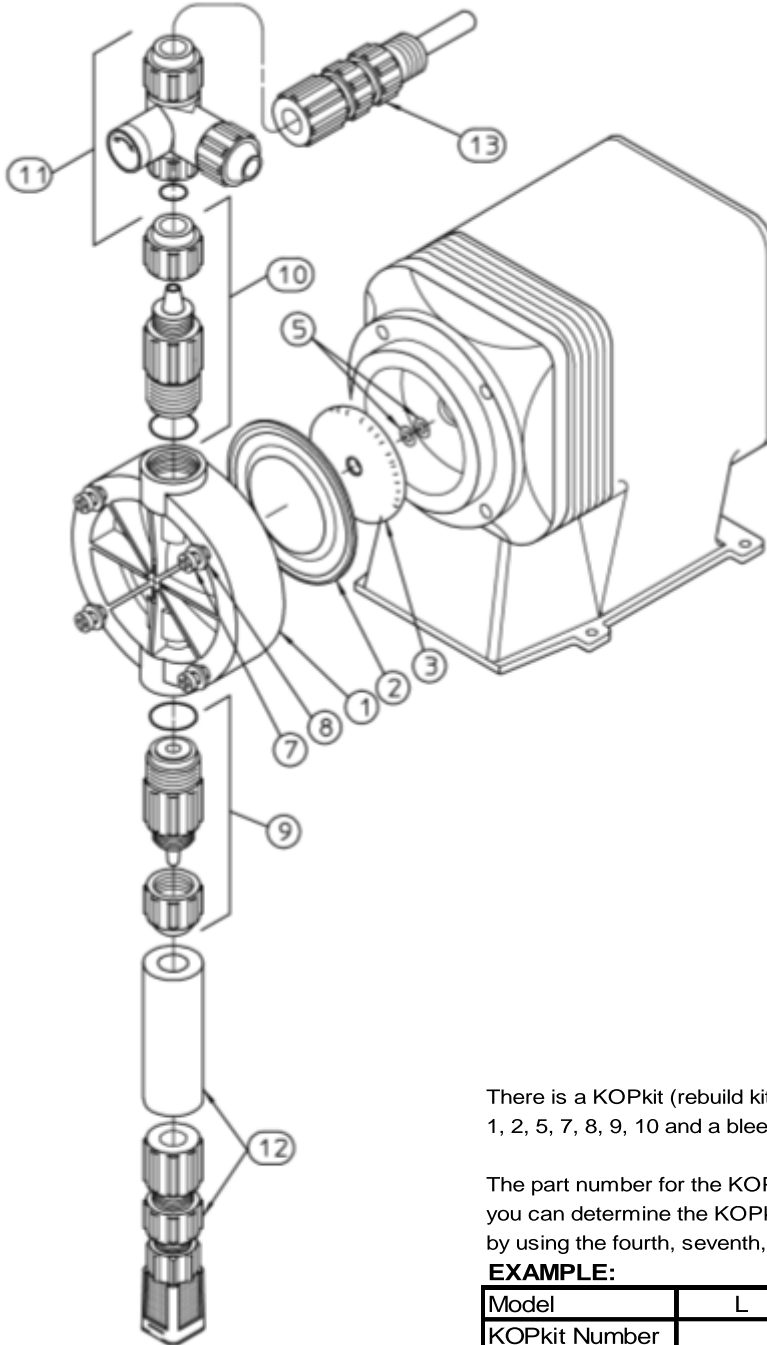
Use the fourth digit in the model number from your pump to identify the part numbers below

EXAMPLE MODEL:

Position	1	2	3	4	5	6	-	7	8	9	10	-	11	12	13
Model:	L	B	6	4	S	A	-	V	T	C	A	-	X	X	X

For example the pump head (ITEM #1) for this pump would be:

Part Number: L0200400-PVC



PART NUMBER	QTY	DIGIT IN POSITION NUMBER FOUR OF THE MODEL NUMBER
ITEM NO. 1: PUMP HEAD (PVC)		
L0200900-PVC	1	2
L0200300-PVC	1	3
L0200400-PVC	1	4
ITEM NO. 2: DIAPHRAGM		
L0300900-THY	1	2
L0301000-THY	1	3
L0301100-THY	1	4
ITEM NO. 3: DEFLECTION PLATE		
L2100200-FPP	1	2
L2100300-FPP	1	3
L2100400-FPP	1	4
ITEM NO. 5: SHIM (0-2 REQUIRED)		
L9901200-BRS	0-2	ANY DIGIT
ITEM NO. 7 & 8: PUMP HEAD SCREWS AND WASHERS KIT (CONTAINS BOLTS AND WASHERS)		
L3900200-000	1	2, 3 OR 4
ITEM NO. 9: SUCTION VALVE		
L3101TCA-PVC	1	ANY DIGIT
ITEM NO. 10: DISCHARGE VALVE		
L3201TCA-PVC	1	ANY DIGIT
ITEM NO. 11: BLEED VALVE		
L3300T03-PVC	1	ANY DIGIT
ITEM NO. 12: FOOT VALVE/STRAINER		
J60728	1	ANY DIGIT
ITEM NO. 13: INJECTION VALVE		
J41873	1	ANY DIGIT
REPLACEMENT FUSES		
L9707300-000	1	E+ SERIES AND E SERIES PUMPS WITH FUSE HOLDER
L9711200-000	1	A+, C, C+ AND E SERIES PUMPS WITH PC BOARD MOUNTED FUSE
L9704700-000	1	SERIES E-DC PUMPS
L9700700-250	1	SERIES MP PUMP-CIRCUIT

There is a KOPkit (rebuild kit) available for your pump that includes items
1, 2, 5, 7, 8, 9, 10 and a bleed valve o-ring

The part number for the KOPkit can be found on your pump data label or
you can determine the KOPkit part number from your pump model number
by using the fourth, seventh, eighth, ninth and tenth positions for the model string

EXAMPLE:

Model	L	B	6	4	S	A	-	V	T	C	A	-	X	X	X
KOPkit Number				4				V	T	C	A				

= K4VTCA

VVC1 WET END PARTS

The following part numbers are the pump models with liquid end code VVC1 in the model
EXAMPLE: LB64SA-VVC1-XXX

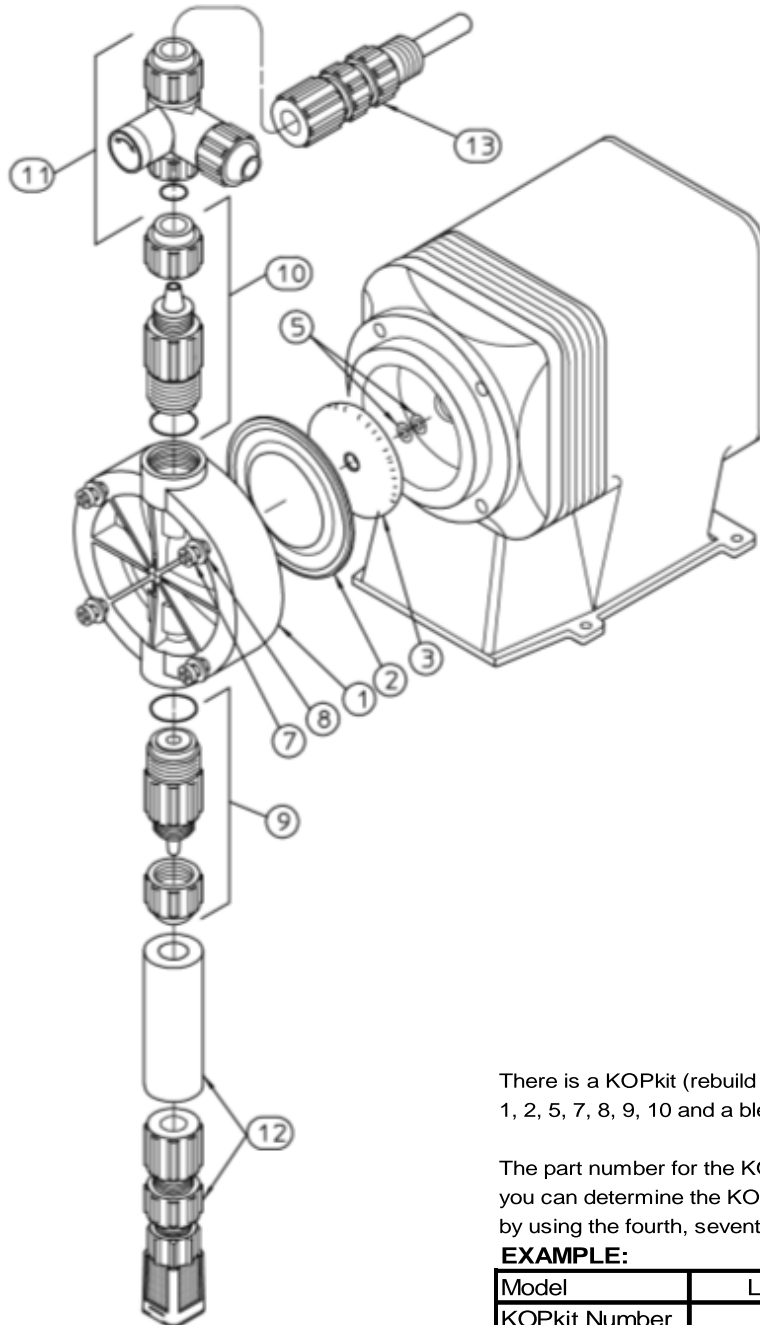
Use the fourth digit in the model number from your pump to identify the part numbers below

EXAMPLE MODEL:

Position	1	2	3	4	5	6	-	7	8	9	10	-	11	12	13
Model:	L	B	6	4	S	A	-	V	V	C	1	-	X	X	X

For example the pump head (ITEM #1) for this pump would be:

Part Number: L0200400-PVC



PART NUMBER	QTY	DIGIT IN POSITION NUMBER FOUR OF THE MODEL NUMBER
ITEM NO. 1: PUMP HEAD (PVC)		
L0200900-PVC	1	2
L0200300-PVC	1	3
L0200400-PVC	1	4
ITEM NO. 2: DIAPHRAGM		
L0300900-THY	1	2
L0301000-THY	1	3
L0301100-THY	1	4
ITEM NO. 3: DEFLECTION PLATE		
L2100200-FPP	1	2
L2100300-FPP	1	3
L2100400-FPP	1	4
ITEM NO. 5: SHIM (0-2 REQUIRED)		
L9901200-BRS	0-2	ANY DIGIT
ITEM NO. 7 & 8: PUMP HEAD SCREWS AND WASHERS KIT (CONTAINS BOLTS AND WASHERS)		
L3900200-000	1	2, 3 OR 4
ITEM NO. 9: SUCTION VALVE		
L3101VC1-PVC	1	ANY DIGIT
ITEM NO. 10: DISCHARGE VALVE		
L3201VC1-PVC	1	ANY DIGIT
ITEM NO. 11: BLEED VALVE		
L3300V01-PVC	1	ANY DIGIT
ITEM NO. 12: FOOT VALVE/STRAINER		
J60718	1	ANY DIGIT
ITEM NO. 13: INJECTION VALVE		
J61237	1	ANY DIGIT
REPLACEMENT FUSES		
L9707300-000	1	E+ SERIES AND E SERIES PUMPS WITH FUSE HOLDER
L9711200-000	1	A+, C, C+ AND E SERIES PUMPS WITH PC BOARD MOUNTED FUSE
L9704700-000	1	SERIES E-DC PUMPS
L9700700-250	1	SERIES MP PUMP-CIRCUIT

There is a KOPkit (rebuild kit) available for your pump that includes items 1, 2, 5, 7, 8, 9, 10 and a bleed valve o-ring

The part number for the KOPkit can be found on your pump data label or you can determine the KOPkit part number from your pump model number by using the fourth, seventh, eighth, ninth and tenth positions for the model string

EXAMPLE:

Model	L	B	6	4	S	A	-	V	V	C	1	-	X	X	X
KOPkit Number				4				V	V	C	1				

= K4VVC1

VVCA WET END PARTS

The following part numbers are the pump models with liquid end code VVCA in the model
EXAMPLE: LTB3SA-VVCA-XXX

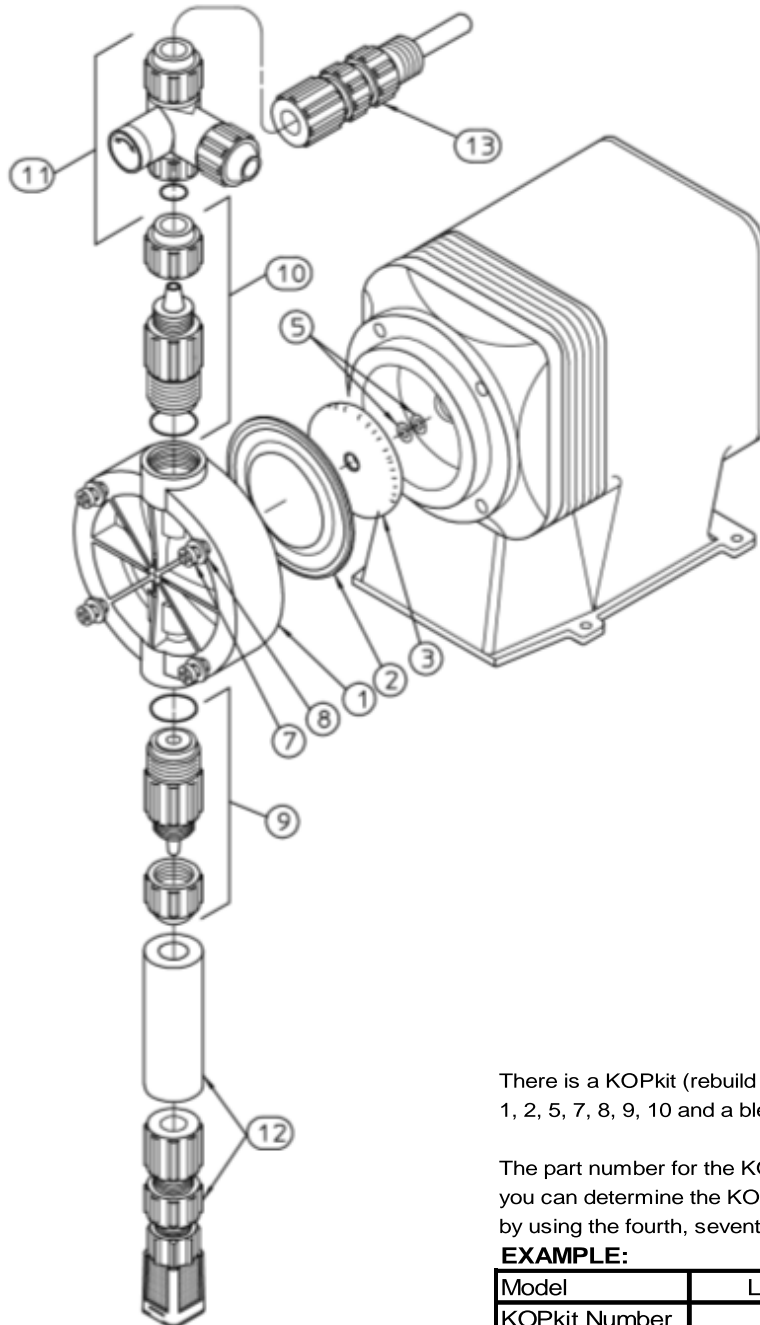
Use the fourth digit in the model number from your pump to identify the part numbers below

EXAMPLE MODEL:

Position	1	2	3	4	5	6	-	7	8	9	10	-	11	12	13
Model:	L	T	B	3	S	A	-	V	V	C	A	-	X	X	X

For example the pump head (ITEM #1) for this pump would be:

Part Number: L0200300-PVC



PART NUMBER	QTY	DIGIT IN POSITION NUMBER FOUR OF THE MODEL NUMBER
ITEM NO. 1: PUMP HEAD (PVC)		
L0200900-PVC	1	2
L0200300-PVC	1	3
L0200400-PVC	1	4
ITEM NO. 2: DIAPHRAGM		
L0300900-THY	1	2
L0301000-THY	1	3
L0301100-THY	1	4
ITEM NO. 3: DEFLECTION PLATE		
L2100200-FPP	1	2
L2100300-FPP	1	3
L2100400-FPP	1	4
ITEM NO. 5: SHIM (0-2 REQUIRED)		
L9901200-BRS	0-2	ANY DIGIT
ITEM NO. 7 & 8: PUMP HEAD SCREWS AND WASHERS KIT (CONTAINS BOLTS AND WASHERS)		
L3900200-000	1	2, 3 OR 4
ITEM NO. 9: SUCTION VALVE		
L3101VCA-PVC	1	ANY DIGIT
ITEM NO. 10: DISCHARGE VALVE		
L3201VCA-PVC	1	ANY DIGIT
ITEM NO. 11: BLEED VALVE		
L3300V03-PVC	1	ANY DIGIT
ITEM NO. 12: FOOT VALVE/STRAINER		
J60730	1	ANY DIGIT
ITEM NO. 13: INJECTION VALVE		
J41714	1	ANY DIGIT
REPLACEMENT FUSES		
L9707300-000	1	E+ SERIES AND E SERIES PUMPS WITH FUSE HOLDER
L9711200-000	1	A+, C, C+ AND E SERIES PUMPS WITH PC BOARD MOUNTED FUSE
L9704700-000	1	SERIES E-DC PUMPS
L9700700-250	1	SERIES MP PUMP-CIRCUIT

There is a KOPkit (rebuild kit) available for your pump that includes items
1, 2, 5, 7, 8, 9, 10 and a bleed valve o-ring

The part number for the KOPkit can be found on your pump data label or
you can determine the KOPkit part number from your pump model number
by using the fourth, seventh, eighth, ninth and tenth positions for the model string

EXAMPLE:

Model	L	T	B	3	S	A	-	V	V	C	A	-	X	X	X
KOPkit Number				3				V	V	C	A				

= K3VVCA

VVC2 WET END PARTS

The following part numbers are the pump models with liquid end code VVC2 in the model
EXAMPLE: LB64SA-VVC2-XXX

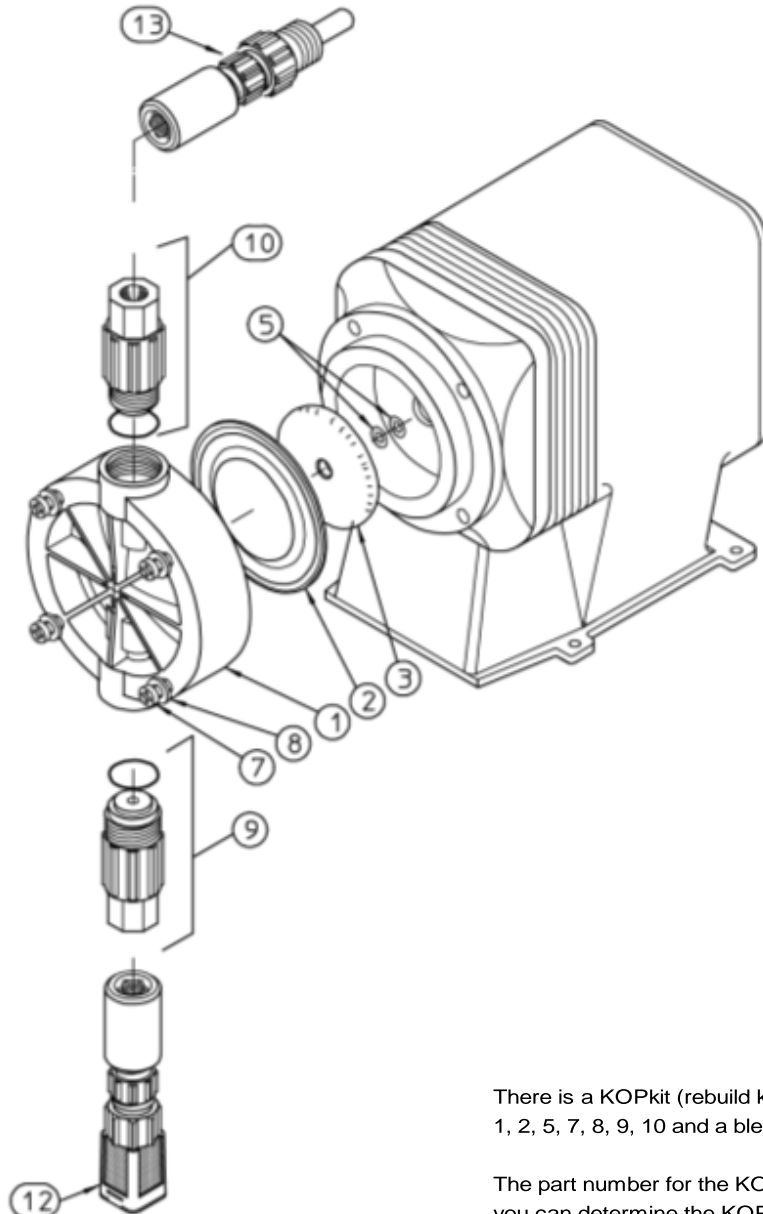
Use the fourth digit in the model number from your pump to identify the part numbers below

EXAMPLE MODEL:

Position	1	2	3	4	5	6	-	7	8	9	10	-	11	12	13
Model:	L	B	6	4	S	A	-	V	V	C	2	-	X	X	X

For example the pump head (ITEM #1) for this pump would be:

Part Number: L0200400-PVC



PART NUMBER	QTY	DIGIT IN POSITION NUMBER FOUR OF THE MODEL NUMBER
ITEM NO. 1: PUMP HEAD (PVC)		
L0200900-PVC	1	2
L0200300-PVC	1	3
L0200400-PVC	1	4
ITEM NO. 2: DIAPHRAGM		
L0300900-THY	1	2
L0301000-THY	1	3
L0301100-THY	1	4
ITEM NO. 3: DEFLECTION PLATE		
L2100200-FPP	1	2
L2100300-FPP	1	3
L2100400-FPP	1	4
ITEM NO. 5: SHIM (0-2 REQUIRED)		
L9901200-BRS	0-2	ANY DIGIT
ITEM NO. 7 & 8: PUMP HEAD SCREWS AND WASHERS KIT (CONTAINS BOLTS AND WASHERS)		
L3900200-000	1	2, 3 OR 4
ITEM NO. 9: SUCTION VALVE		
L3101VC2-PVC	1	ANY DIGIT
ITEM NO. 10: DISCHARGE VALVE		
L3201VC2-PVC	1	ANY DIGIT
ITEM NO. 11: BLEED VALVE		
NO BLEED VALVE		
ITEM NO. 12: FOOT VALVE/STRAINER		
J60702	1	ANY DIGIT
ITEM NO. 13: INJECTION VALVE		
J41858	1	ANY DIGIT
REPLACEMENT FUSES		
L9707300-000	1	E+ SERIES AND E SERIES PUMPS WITH FUSE HOLDER
L9711200-000	1	A+, C, C+ AND E SERIES PUMPS WITH PC BOARD MOUNTED FUSE
L9704700-000	1	SERIES E-DC PUMPS
L9700700-250	1	SERIES MP PUMP-CIRCUIT

There is a KOPkit (rebuild kit) available for your pump that includes items 1, 2, 5, 7, 8, 9, 10 and a bleed valve o-ring

The part number for the KOPkit can be found on your pump data label or you can determine the KOPkit part number from your pump model number by using the fourth, seventh, eighth, ninth and tenth positions for the model string

EXAMPLE:

Model	L	B	6	4	S	A	-	V	V	C	2	-	X	X	X
KOPkit Number				4				V	V	C	2				

= K4VVC2

VVC3 WET END PARTS

The following part numbers are the pump models with liquid end code VVC3 in the model
EXAMPLE: LPH6SA-VVC3-XXX

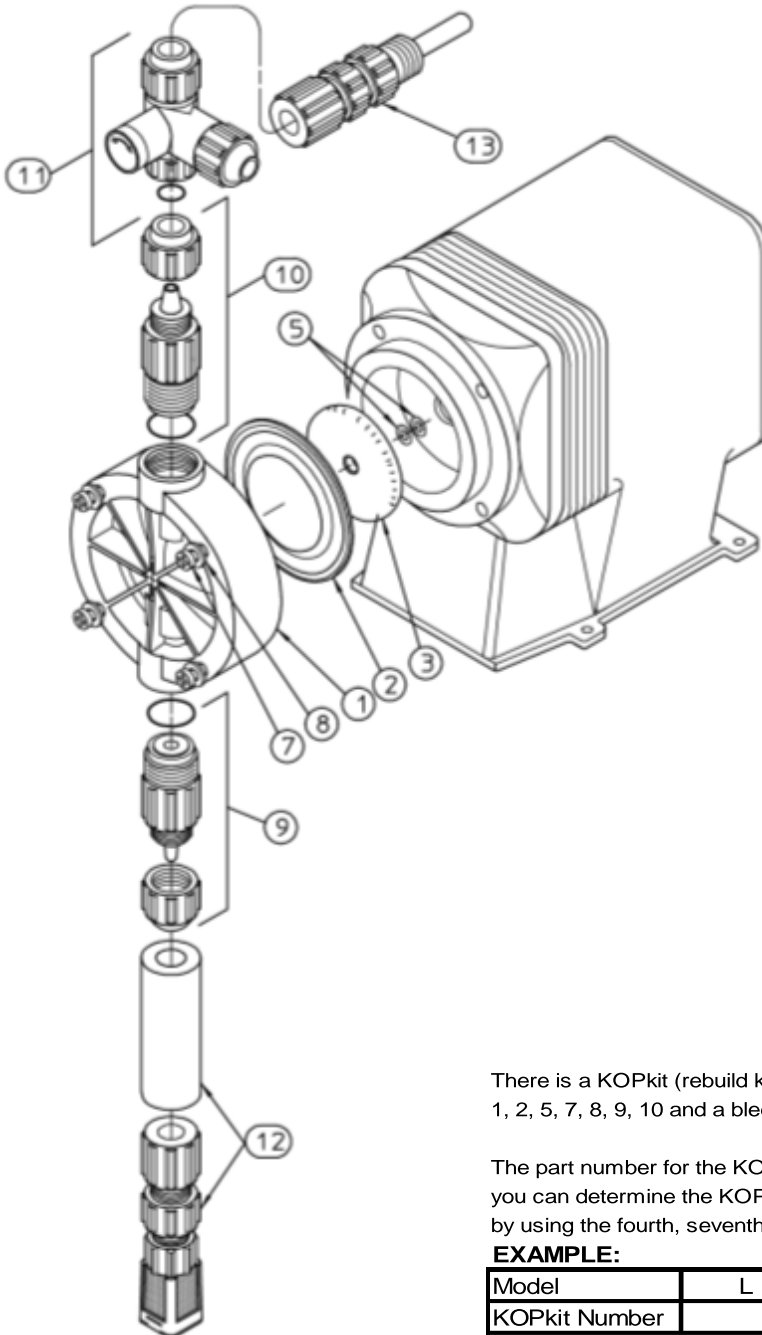
Use the fourth digit in the model number from your pump to identify the part numbers below

EXAMPLE MODEL:

Position	1	2	3	4	5	6	-	7	8	9	10	-	11	12	13
Model:	L	P	H	6	S	A	-	V	V	C	3	-	X	X	X

For example the pump head (ITEM #1) for this pump would be:

Part Number: L0200600-PVC



PART NUMBER	QTY	DIGIT IN POSITION NUMBER FOUR OF THE MODEL NUMBER
ITEM NO. 1: PUMP HEAD (PVC)		
L0200400-PVC	1	4
L0200500-PVC	1	5
L0200600-PVC	1	6
ITEM NO. 2: DIAPHRAGM		
L0301100-THY	1	4
L0301200-THY	1	5
L0301300-THY	1	6
ITEM NO. 3: DEFLECTION PLATE		
L2100400-FPP	1	4
L2100500-FPP	1	5
L2100600-FPP	1	6
ITEM NO. 5: SHIM (0-2 REQUIRED)		
L9901200-BRS	0-2	ANY DIGIT
ITEM NO. 7 & 8: PUMP HEAD SCREWS AND WASHERS KIT (CONTAINS BOLTS AND WASHERS)		
L3900200-000	1	4
L3900300-000	1	5 OR 6
ITEM NO. 9: SUCTION VALVE		
L3101VC3-PVC	1	ANY DIGIT
ITEM NO. 10: DISCHARGE VALVE		
L3201VC3-PVC	1	ANY DIGIT
ITEM NO. 11: BLEED VALVE		
L3300V03-PVC	1	ANY DIGIT
ITEM NO. 12: FOOT VALVE/STRAINER		
J60730	1	ANY DIGIT
ITEM NO. 13: INJECTION VALVE		
J41714	1	ANY DIGIT
REPLACEMENT FUSES		
L9707300-000	1	E+ SERIES AND E SERIES PUMPS WITH FUSE HOLDER
L9711200-000	1	A+, C, C+ AND E SERIES PUMPS WITH PC BOARD MOUNTED FUSE
L9704700-000	1	SERIES E-DC PUMPS
L9700700-250	1	SERIES MP PUMP-CIRCUIT

There is a KOPkit (rebuild kit) available for your pump that includes items 1, 2, 5, 7, 8, 9, 10 and a bleed valve o-ring

The part number for the KOPkit can be found on your pump data label or you can determine the KOPkit part number from your pump model number by using the fourth, seventh, eighth, ninth and tenth positions for the model string

EXAMPLE:

Model	L	P	H	6	S	A	-	V	V	C	3	-	X	X	X
KOPkit Number				6				V	V	C	3				

= K6VVC3

VVC4 WET END PARTS

The following part numbers are the pump models with liquid end code VVC4 in the model
EXAMPLE: LPH6SA-VVC4-XXX

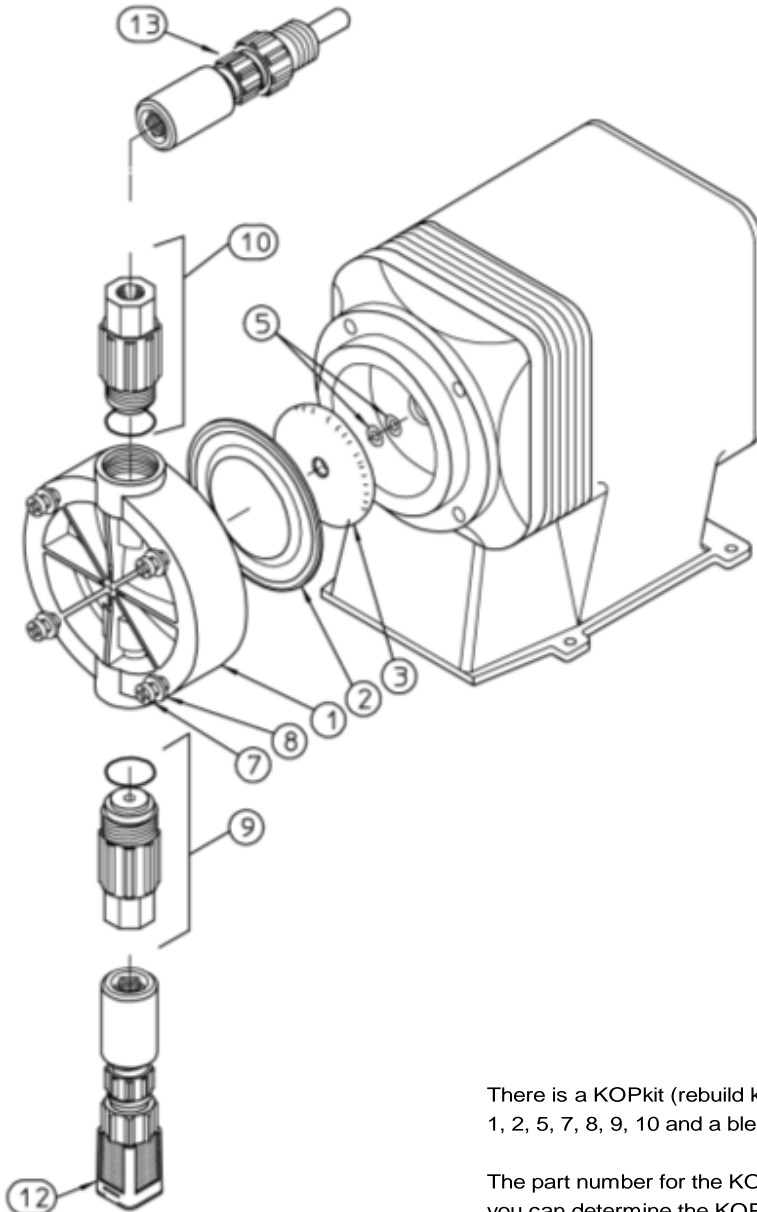
Use the fourth digit in the model number from your pump to identify the part numbers below

EXAMPLE MODEL:

Position	1	2	3	4	5	6	-	7	8	9	10	-	11	12	13
Model:	L	P	H	6	S	A	-	V	V	C	4	-	X	X	X

For example the pump head (ITEM #1) for this pump would be:

Part Number: L0200600-FPP



PART NUMBER	QTY	DIGIT IN POSITION NUMBER FOUR OF THE MODEL NUMBER
ITEM NO. 1: PUMP HEAD (PVC)		
L0200400-PVC	1	4
L0200500-PVC	1	5
L0200600-PVC	1	6
ITEM NO. 2: DIAPHRAGM		
L0301100-THY	1	4
L0301200-THY	1	5
L0301300-THY	1	6
ITEM NO. 3: DEFLECTION PLATE		
L2100400-FPP	1	4
L2100500-FPP	1	5
L2100600-FPP	1	6
ITEM NO. 5: SHIM (0-2 REQUIRED)		
L9901200-BRS	0-2	ANY DIGIT
ITEM NO. 7 & 8: PUMP HEAD SCREWS AND WASHERS KIT (CONTAINS BOLTS AND WASHERS)		
L3900200-000	1	4
L3900300-000	1	5 OR 6
ITEM NO. 9: SUCTION VALVE		
L3101VC4-PVC	1	ANY DIGIT
ITEM NO. 10: DISCHARGE VALVE		
L3201VC4-PVC	1	ANY DIGIT
ITEM NO. 11: BLEED VALVE		
NO BLEED VALVE		
ITEM NO. 12: FOOT VALVE/STRAINER		
J60702	1	ANY DIGIT
ITEM NO. 13: INJECTION VALVE		
J41858	1	ANY DIGIT
REPLACEMENT FUSES		
L9707300-000	1	E+ SERIES AND E SERIES PUMPS WITH FUSE HOLDER
L9711200-000	1	A+, C, C+ AND E SERIES PUMPS WITH PC BOARD MOUNTED FUSE
L9704700-000	1	SERIES E-DC PUMPS
L9700700-250	1	SERIES MP PUMP-CIRCUIT

There is a KOPkit (rebuild kit) available for your pump that includes items
1, 2, 5, 7, 8, 9, 10 and a bleed valve o-ring

The part number for the KOPkit can be found on your pump data label or
you can determine the KOPkit part number from your pump model number
by using the fourth, seventh, eighth, ninth and tenth positions for the model string

EXAMPLE:

Model	L	P	H	6	S	A	-	V	V	C	4	-	X	X	X
KOPkit Number				6				V	V	C	4				

= K6VVC4

VVS4 WET END PARTS

The following part numbers are the pump models with liquid end code VVS4 in the model
EXAMPLE: LPH6SA-VVS4-XXX

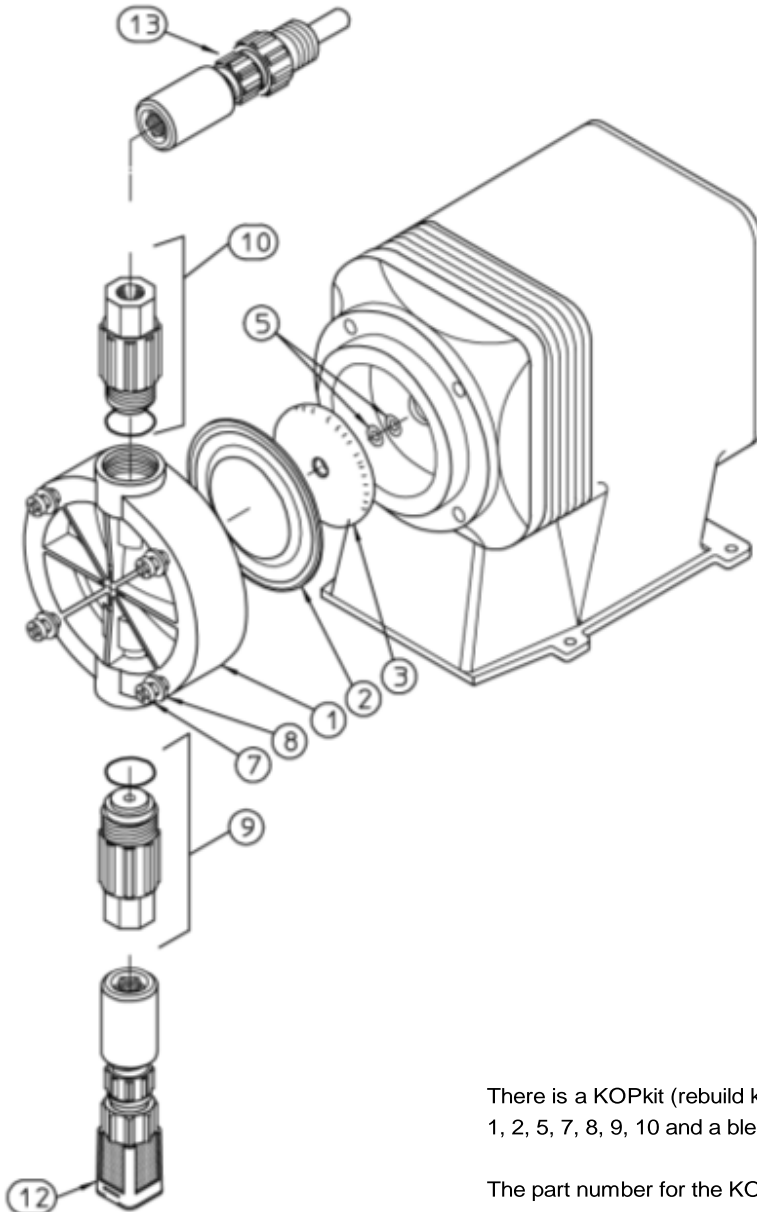
Use the fourth digit in the model number from your pump to identify the part numbers below

EXAMPLE MODEL:

Position	1	2	3	4	5	6	-	7	8	9	10	-	11	12	13
Model:	L	P	H	6	S	A	-	V	V	S	4	-	X	X	X

For example the pump head (ITEM #1) for this pump would be:

Part Number: L0200600-FPP



PART NUMBER	QTY	DIGIT IN POSITION NUMBER FOUR OF THE MODEL NUMBER
ITEM NO. 1: PUMP HEAD (PVC)		
L0200500-PVC	1	5
L0200600-PVC	1	6
ITEM NO. 2: DIAPHRAGM		
L0301200-THY	1	5
L0301300-THY	1	6
ITEM NO. 3: DEFLECTION PLATE		
L2100500-FPP	1	5
L2100600-FPP	1	6
ITEM NO. 5: SHIM (0-2 REQUIRED)		
L9901200-BRS	0-2	ANY DIGIT
ITEM NO. 7 & 8: PUMP HEAD SCREWS AND WASHERS KIT (CONTAINS BOLTS AND WASHERS)		
L3900300-000	1	5 OR 6
ITEM NO. 9: SUCTION VALVE		
L3101VS4-PVC	1	ANY DIGIT
ITEM NO. 10: DISCHARGE VALVE		
L3201VS4-PVC	1	ANY DIGIT
ITEM NO. 11: BLEED VALVE		
NO BLEED VALVE		
ITEM NO. 12: FOOT VALVE/STRAINER		
J60708	1	ANY DIGIT
ITEM NO. 13: INJECTION VALVE		
J61014	1	ANY DIGIT
REPLACEMENT FUSES		
L9707300-000	1	E+ SERIES AND E SERIES PUMPS WITH FUSE HOLDER
L9711200-000	1	A+, C, C+ AND E SERIES PUMPS WITH PC BOARD MOUNTED FUSE
L9704700-000	1	SERIES E-DC PUMPS
L9700700-250	1	SERIES MP PUMP-CIRCUIT

There is a KOPkit (rebuild kit) available for your pump that includes items 1, 2, 5, 7, 8, 9, 10 and a bleed valve o-ring

The part number for the KOPkit can be found on your pump data label or you can determine the KOPkit part number from your pump model number by using the fourth, seventh, eighth, ninth and tenth positions for the model string

EXAMPLE:

Model	L	P	H	6	S	A	-	V	V	S	4	-	X	X	X
KOPkit Number				6				V	V	S	4				

= K6VVS4

WTC1 WET END PARTS

The following part numbers are the pump models with liquid end code WTC1 in the model
EXAMPLE: LPK2SA-WTC1-XXX

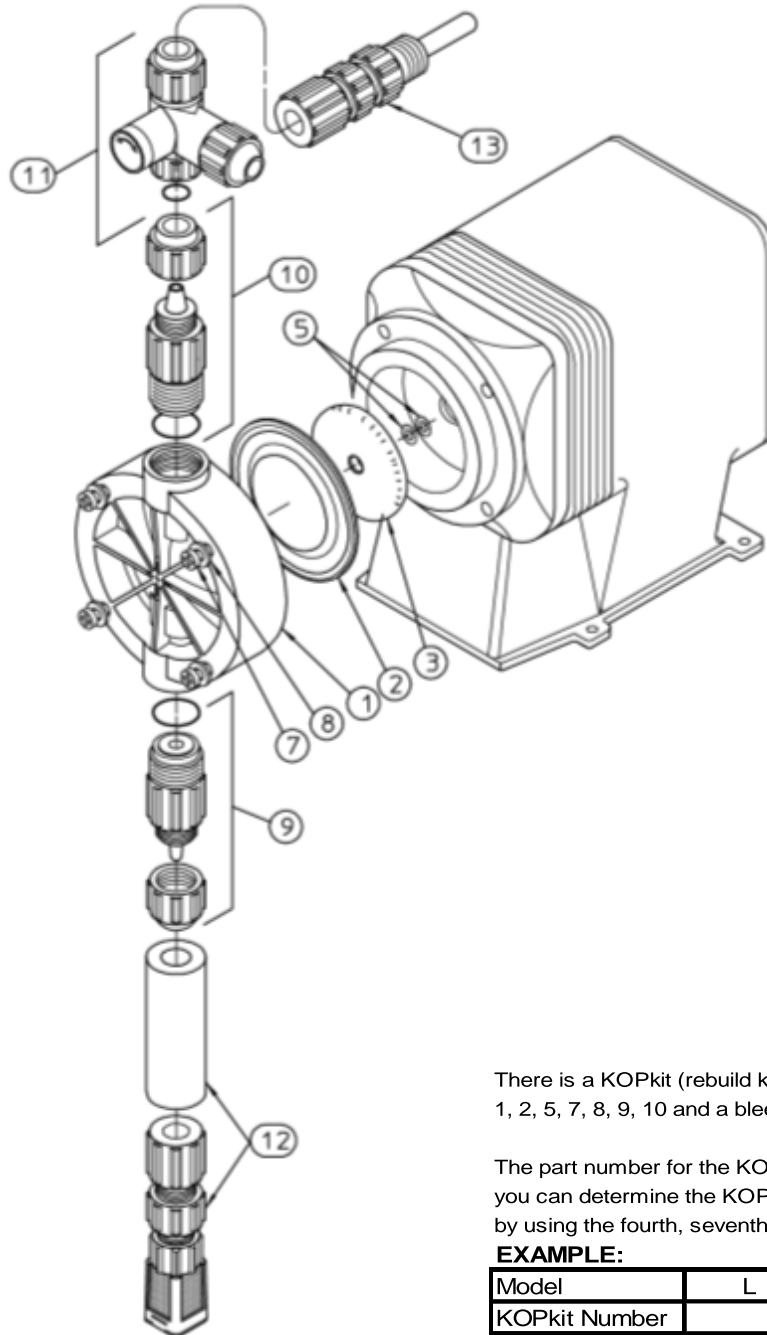
Use the fourth digit in the model number from your pump to identify the part numbers below

EXAMPLE MODEL:

Position	1	2	3	4	5	6	-	7	8	9	10	-	11	12	13
Model:	L	P	K	2	S	A	-	W	T	C	1	-	X	X	X

For example the pump head (ITEM #1) for this pump would be:

Part Number: L0202400-HPV



PART NUMBER	QTY	DIGIT IN POSITION NUMBER FOUR OF THE MODEL NUMBER
ITEM NO. 1: PUMP HEAD (PVC)		
L0202400-HPV	1	2
L0202500-HPV	1	3
L0200400-HPV	1	4
ITEM NO. 2: DIAPHRAGM		
L0300900-THY	1	2
L0301000-THY	1	3
L0301100-THY	1	4
ITEM NO. 3: DEFLECTION PLATE		
L2100200-FPP	1	2
L2100300-FPP	1	3
L2100400-FPP	1	4
ITEM NO. 5: SHIM (0-2 REQUIRED)		
L9901200-BRS	0-2	ANY DIGIT
ITEM NO. 7 & 8: PUMP HEAD SCREWS AND WASHERS KIT (CONTAINS BOLTS AND WASHERS)		
L3900200-000	1	2, 3 OR 4
ITEM NO. 9: SUCTION VALVE		
L3101TC1-HPV	1	ANY DIGIT
ITEM NO. 10: DISCHARGE VALVE		
L3201TC1-HPV	1	ANY DIGIT
ITEM NO. 11: BLEED VALVE		
L3300T01-PVC	1	ANY DIGIT
ITEM NO. 12: FOOT VALVE/STRAINER		
J60716	1	ANY DIGIT
ITEM NO. 13: INJECTION VALVE		
J41996	1	ANY DIGIT
REPLACEMENT FUSES		
L9707300-000	1	E+ SERIES AND E SERIES PUMPS WITH FUSE HOLDER
L9711200-000	1	A+, C, C+ AND E SERIES PUMPS WITH PC BOARD MOUNTED FUSE
L9704700-000	1	SERIES E-DC PUMPS
L9700700-250	1	SERIES MP PUMP-CIRCUIT

There is a KOPkit (rebuild kit) available for your pump that includes items 1, 2, 5, 7, 8, 9, 10 and a bleed valve o-ring

The part number for the KOPkit can be found on your pump data label or you can determine the KOPkit part number from your pump model number by using the fourth, seventh, eighth, ninth and tenth positions for the model string

EXAMPLE:

Model	L	P	K	2	S	A	-	W	T	C	1	-	X	X	X
KOPkit Number				2				W	T	C	1				

= K2WTC1

WTCH WET END PARTS

The following part numbers are the pump models with liquid end code WTCH in the model
EXAMPLE: LMH7TA-WTCH-XXX

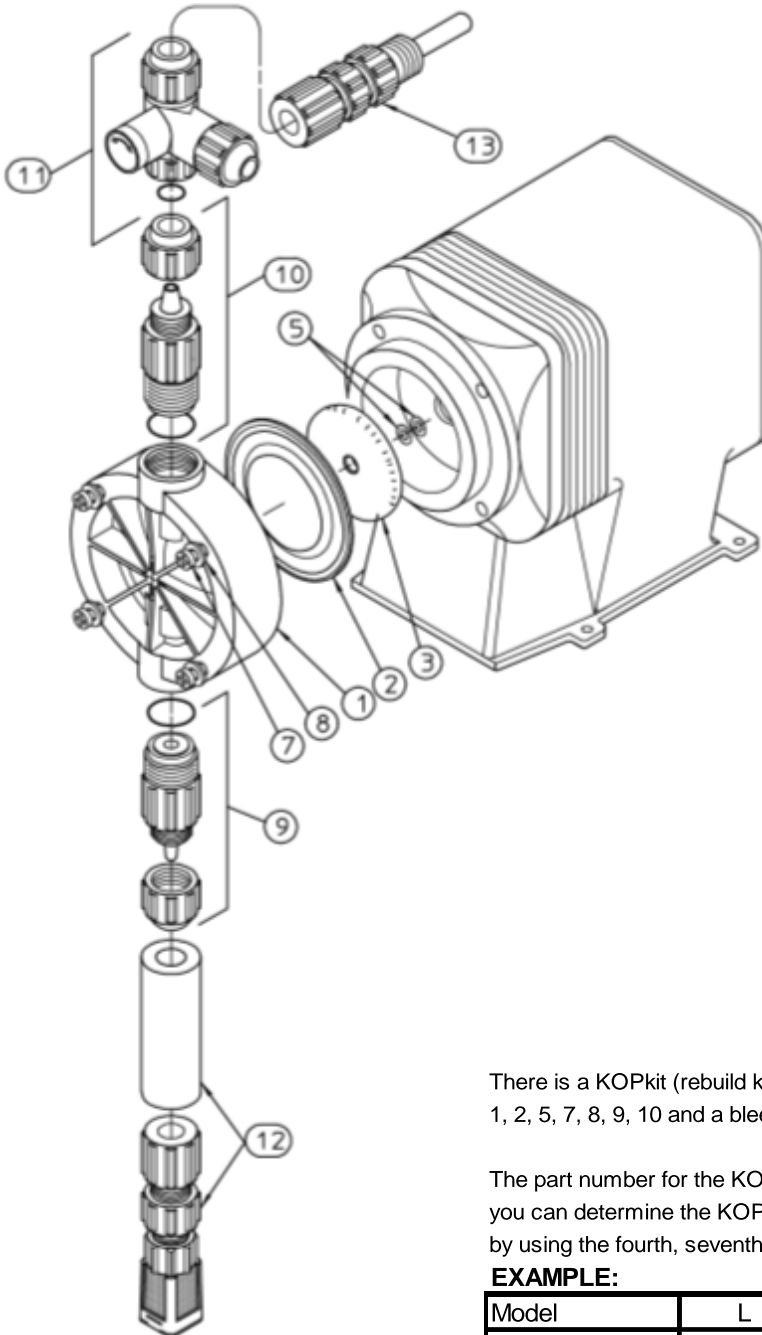
Use the fourth digit in the model number from your pump to identify the part numbers below

EXAMPLE MODEL:

Position	1	2	3	4	5	6	-	7	8	9	10	-	11	12	13
Model:	L	M	H	7	T	A	-	W	T	C	H	-	X	X	X

For example the pump head (ITEM #1) for this pump would be:

Part Number: L0200700-HPV



PART NUMBER	QTY	DIGIT IN POSITION NUMBER FOUR OF THE MODEL NUMBER
ITEM NO. 1: PUMP HEAD (PVC)		
L0200700-HPV	1	7
ITEM NO. 2: DIAPHRAGM		
L0301400-THY	1	7
ITEM NO. 3: DEFLECTION PLATE		
L2100200-FPP	1	7
ITEM NO. 5: SHIM (0-2 REQUIRED)		
L9901200-BRS	0-2	ANY DIGIT
ITEM NO. 7 & 8: PUMP HEAD SCREWS AND WASHERS KIT (CONTAINS BOLTS AND WASHERS)		
L3900200-000	1	7
ITEM NO. 9: SUCTION VALVE		
L3101TCH-HPV	1	ANY DIGIT
ITEM NO. 10: DISCHARGE VALVE		
L3201TCH-HPV	1	ANY DIGIT
ITEM NO. 11: BLEED VALVE		
L3300T01-PVC	1	ANY DIGIT
ITEM NO. 12: FOOT VALVE/STRAINER		
J60716	1	ANY DIGIT
ITEM NO. 13: INJECTION VALVE		
J41996	1	ANY DIGIT
REPLACEMENT FUSES		
L9707300-000	1	E+ SERIES AND E SERIES PUMPS WITH FUSE HOLDER
L9711200-000	1	A+, C, C+ AND E SERIES PUMPS WITH PC BOARD MOUNTED FUSE
L9704700-000	1	SERIES E-DC PUMPS
L9700700-250	1	SERIES MP PUMP-CIRCUIT

There is a KOPkit (rebuild kit) available for your pump that includes items 1, 2, 5, 7, 8, 9, 10 and a bleed valve o-ring

The part number for the KOPkit can be found on your pump data label or you can determine the KOPkit part number from your pump model number by using the fourth, seventh, eighth, ninth and tenth positions for the model string

EXAMPLE:

Model	L	M	H	7	T	A	-	W	T	C	H	-	X	X	X
KOPkit Number				7				W	T	C	H				

= K7WTCH

VVT1 WET END PARTS

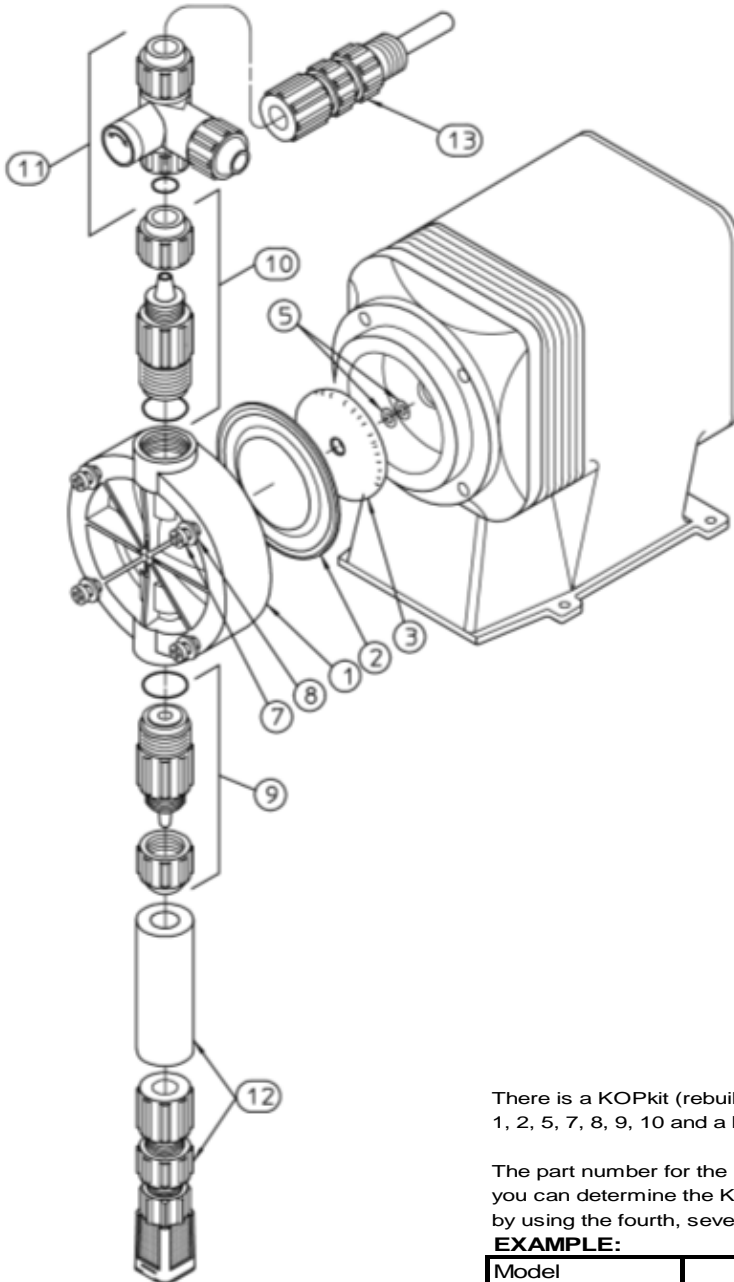
The following part numbers are the pump models with liquid end code VVT1 in the model
EXAMPLE: LPD4MA-VVT1-XXX

Use the fourth digit in the model number from your pump to identify the part numbers below

EXAMPLE MODEL:

Position	1	2	3	4	5	6	-	7	8	9	10	-	11	12	13
Model:	L	P	D	4	M	A	-	V	V	T	1	-	X	X	X

For example the pump head (ITEM #1) for this pump would be:
Part Number: L0200400-PVC



PART NUMBER	QTY	DIGIT IN POSITION NUMBER FOUR OF THE MODEL NUMBER
ITEM NO. 1: PUMP HEAD (PVC)		
L0200900-PVC	1	2
L0200300-PVC	1	3
L0200400-PVC	1	4
ITEM NO. 2: DIAPHRAGM		
L0300900-THY	1	2
L0301000-THY	1	3
L0301100-THY	1	4
ITEM NO. 3: DEFLECTION PLATE		
L2100200-FPP	1	2
L2100300-FPP	1	3
L2100400-FPP	1	4
ITEM NO. 5: SHIM (0-2 REQUIRED)		
L9901200-BRS	0-2	ANY DIGIT
ITEM NO. 7 & 8: PUMP HEAD SCREWS AND WASHERS KIT (CONTAINS BOLTS AND WASHERS)		
L3900200-000	1	2, 3 OR 4
ITEM NO. 9: SUCTION VALVE		
L3101VT1-PVC	1	ANY DIGIT
ITEM NO. 10: DISCHARGE VALVE		
L3201VT1-PVC	1	ANY DIGIT
ITEM NO. 11: BLEED VALVE		
L3300V01-PVC	1	ANY DIGIT
ITEM NO. 12: FOOT VALVE/STRAINER		
J60721	1	ANY DIGIT
ITEM NO. 13: INJECTION VALVE		
41760	1	ANY DIGIT
REPLACEMENT FUSES		
L9707300-000	1	E+ SERIES AND E SERIES PUMPS WITH FUSE HOLDER
L9711200-000	1	A+, C, C+ AND E SERIES PUMPS WITH PC BOARD MOUNTED FUSE
L9704700-000	1	SERIES E-DC PUMPS
L9700700-250	1	SERIES MP PUMP-CIRCUIT

There is a KOPkit (rebuild kit) available for your pump that includes items 1, 2, 5, 7, 8, 9, 10 and a bleed valve o-ring

The part number for the KOPkit can be found on your pump data label or you can determine the KOPkit part number from your pump model number by using the fourth, seventh, eighth, ninth and tenth positions for the model string

EXAMPLE:

Model	L	P	D	4	M	A	-	V	V	T	1	-	X	X	X
KOPkit Number				4				V	V	T	1				

= K4VVT1

VVT2 WET END PARTS

The following part numbers are the pump models with liquid end code VVT2 in the model
EXAMPLE: LPB3EA-VVT2-XXX

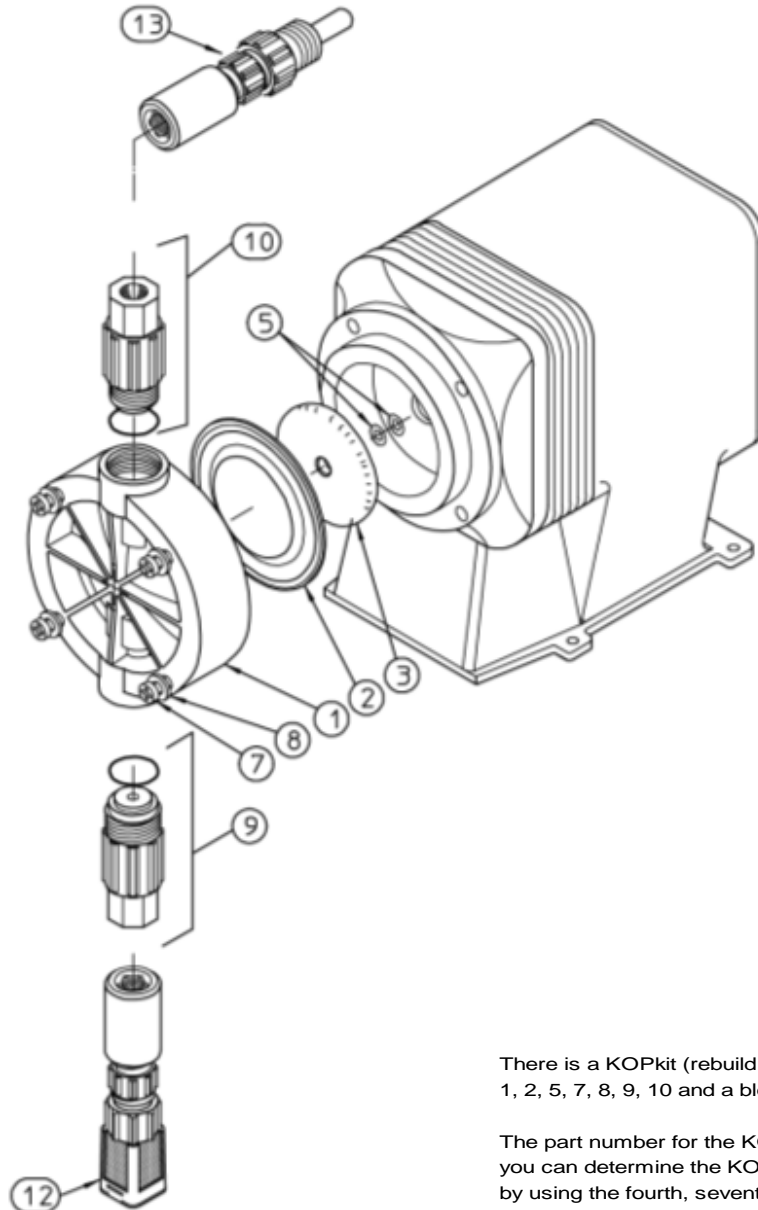
Use the fourth digit in the model number from your pump to identify the part numbers below

EXAMPLE MODEL:

Position	1	2	3	4	5	6	-	7	8	9	10	-	11	12	13
Model:	L	P	B	3	E	A	-	V	V	T	2	-	X	X	X

For example the pump head (ITEM #1) for this pump would be:

Part Number: L0200300-PVC



PART NUMBER	QTY	DIGIT IN POSITION NUMBER FOUR OF THE MODEL NUMBER
ITEM NO. 1: PUMP HEAD (PVC)		
L0200300-PVC	1	3
L0200400-PVC	1	4
ITEM NO. 2: DIAPHRAGM		
L0301000-THY	1	3
L0301100-THY	1	4
ITEM NO. 3: DEFLECTION PLATE		
L2100300-FPP	1	3
L2100400-FPP	1	4
ITEM NO. 5: SHIM (0-2 REQUIRED)		
L9901200-BRS	0-2	ANY DIGIT
ITEM NO. 7 & 8: PUMP HEAD SCREWS AND WASHERS KIT (CONTAINS BOLTS AND WASHERS)		
L3900200-000	1	3 OR 4
ITEM NO. 9: SUCTION VALVE		
L3101VT2-PVC	1	ANY DIGIT
ITEM NO. 10: DISCHARGE VALVE		
L3201VT2-PVC	1	ANY DIGIT
ITEM NO. 11: BLEED VALVE		
NO BLEED VALVE		
ITEM NO. 12: FOOT VALVE/STRAINER		
J60705	1	ANY DIGIT
ITEM NO. 13: INJECTION VALVE		
J41915	1	ANY DIGIT
REPLACEMENT FUSES		
L9707300-000	1	E+ SERIES AND E SERIES PUMPS WITH FUSE HOLDER
L9711200-000	1	A+, C, C+ AND E SERIES PUMPS WITH PC BOARD MOUNTED FUSE
L9704700-000	1	SERIES E-DC PUMPS
L9700700-250	1	SERIES MP PUMP-CIRCUIT

There is a KOPkit (rebuild kit) available for your pump that includes items
1, 2, 5, 7, 8, 9, 10 and a bleed valve o-ring

The part number for the KOPkit can be found on your pump data label or
you can determine the KOPkit part number from your pump model number
by using the fourth, seventh, eighth, ninth and tenth positions for the model string

EXAMPLE:

Model	L	P	B	3	E	A	-	V	V	T	2	-	X	X	X
KOPkit Number				3				V	V	T	2				

= K3VVT2

WTH1 WET END PARTS

The following part numbers are the pump models with liquid end code WTH1 in the model
EXAMPLE: LPB2MA-WTH1-XXX

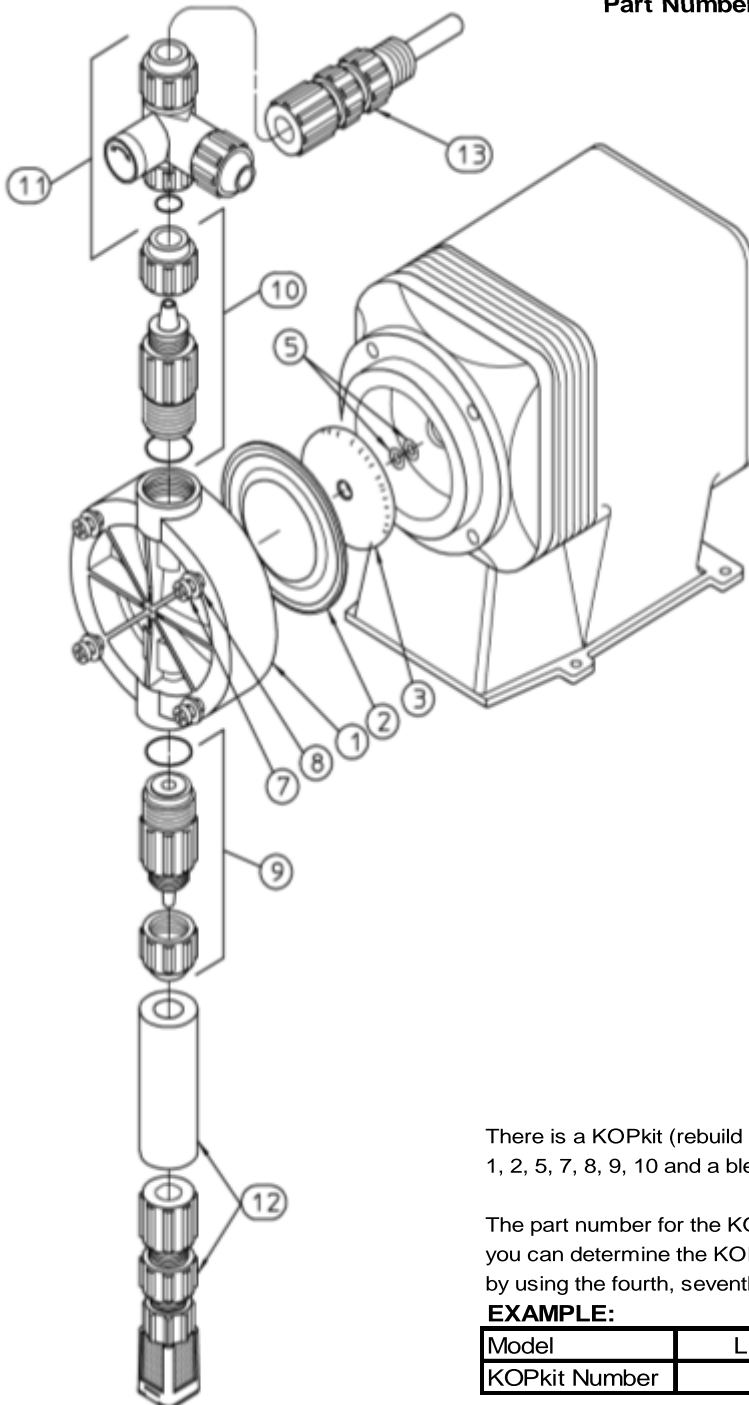
Use the fourth digit in the model number from your pump to identify the part numbers below

EXAMPLE MODEL:

Position	1	2	3	4	5	6	-	7	8	9	10	-	11	12	13
Model:	L	P	B	2	M	A	-	W	T	H	1	-	X	X	X

For example the pump head (ITEM #1) for this pump would be:

Part Number: L0202400-HPV



PART NUMBER	QTY	DIGIT IN POSITION NUMBER FOUR OF THE MODEL NUMBER
ITEM NO. 1: PUMP HEAD (PVC)		
L0202400-HPV	1	2
L0202500-HPV	1	3
L0200400-HPV	1	4
ITEM NO. 2: DIAPHRAGM		
L0300900-THY	1	2
L0301000-THY	1	3
L0301100-THY	1	4
ITEM NO. 3: DEFLECTION PLATE		
L2100200-FPP	1	2
L2100300-FPP	1	3
L2100400-FPP	1	4
ITEM NO. 5: SHIM (0-2 REQUIRED)		
L9901200-BRS	0-2	ANY DIGIT
ITEM NO. 7 & 8: PUMP HEAD SCREWS AND WASHERS KIT (CONTAINS BOLTS AND WASHERS)		
L3900200-000	1	2, 3 OR 4
ITEM NO. 9: SUCTION VALVE		
L3101TH1-HPV	1	ANY DIGIT
ITEM NO. 10: DISCHARGE VALVE		
L3201TH1-HPV	1	ANY DIGIT
ITEM NO. 11: BLEED VALVE		
L3300T01-PVC	1	ANY DIGIT
ITEM NO. 12: FOOT VALVE/STRAINER		
J60725	1	ANY DIGIT
ITEM NO. 13: INJECTION VALVE		
J41900	1	ANY DIGIT
REPLACEMENT FUSES		
L9707300-000	1	E+ SERIES AND E SERIES PUMPS WITH FUSE HOLDER
L9711200-000	1	A+, C, C+ AND E SERIES PUMPS WITH PC BOARD MOUNTED FUSE
L9704700-000	1	SERIES E-DC PUMPS
L9700700-250	1	SERIES MP PUMP-CIRCUIT

There is a KOPkit (rebuild kit) available for your pump that includes items 1, 2, 5, 7, 8, 9, 10 and a bleed valve o-ring

The part number for the KOPkit can be found on your pump data label or you can determine the KOPkit part number from your pump model number by using the fourth, seventh, eighth, ninth and tenth positions for the model string

EXAMPLE:

Model	L	P	B	2	M	A	-	W	T	H	1	-	X	X	X
KOPkit Number				2				W	T	H	1				

= K2WTH1

WHC3 WET END PARTS

The following part numbers are the pump models with liquid end code WHC3 in the model
EXAMPLE: LMH7TA-WHC3-XXX

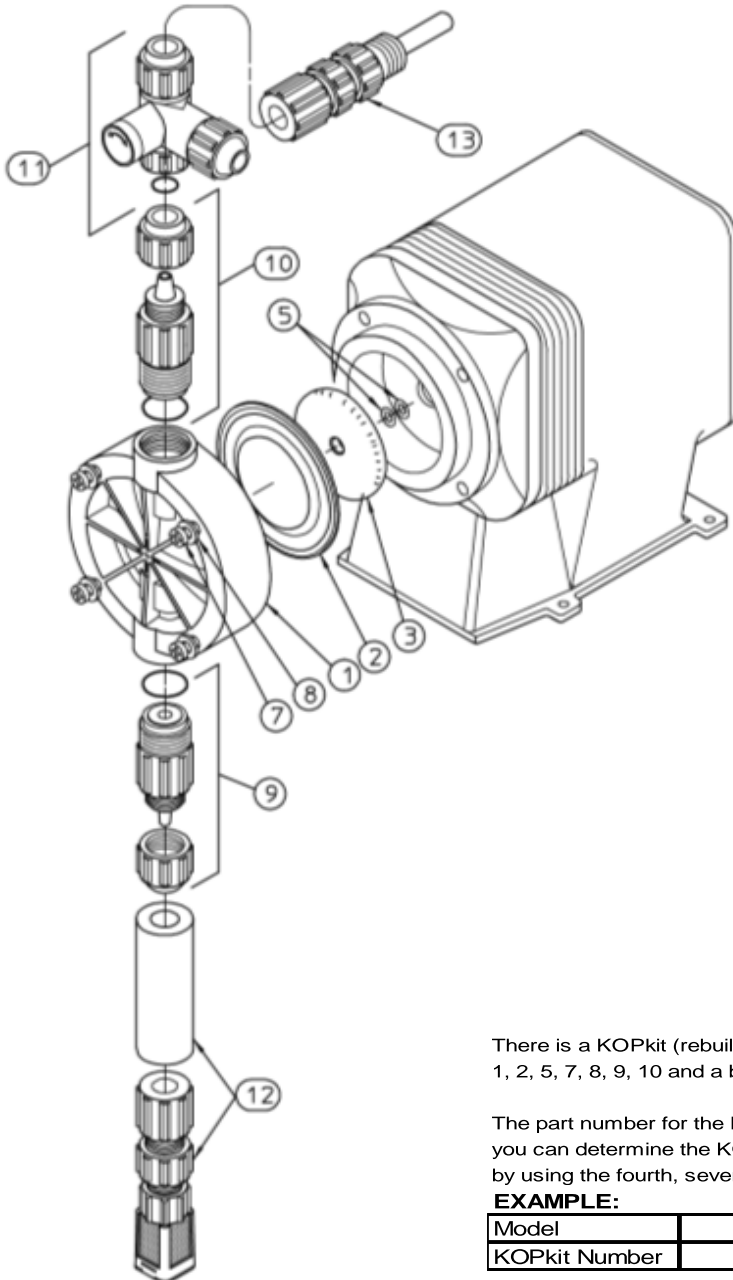
Use the fourth digit in the model number from your pump to identify the part numbers below

EXAMPLE MODEL:

Position	1	2	3	4	5	6	-	7	8	9	10	-	11	12	13
Model:	L	M	H	7	T	A	-	W	H	C	3	-	X	X	X

For example the pump head (ITEM #1) for this pump would be:

Part Number: L0200700-HPV



PART NUMBER	QTY	DIGIT IN POSITION NUMBER FOUR OF THE MODEL NUMBER
ITEM NO. 1: PUMP HEAD (PVC)		
L0200400-HPV	1	4
L0200700-HPV	1	7
ITEM NO. 2: DIAPHRAGM		
L0301100-THY	1	4
L0301400-THY	1	7
ITEM NO. 3: DEFLECTION PLATE		
L2100400-FPP	1	4
L2100700-FPP	1	7
ITEM NO. 5: SHIM (0-2 REQUIRED)		
L9901200-BRS	0-2	ANY DIGIT
ITEM NO. 7 & 8: PUMP HEAD SCREWS AND WASHERS KIT (CONTAINS BOLTS AND WASHERS)		
L3900200-000	1	4
L3900300-000	1	7
ITEM NO. 9: SUCTION VALVE		
L3101HC3-PVC	1	ANY DIGIT
ITEM NO. 10: DISCHARGE VALVE		
L3201HC3-PVC	1	ANY DIGIT
ITEM NO. 11: BLEED VALVE		
L3300H03-PVC	1	ANY DIGIT
ITEM NO. 12: FOOT VALVE/STRAINER		
J60729	1	ANY DIGIT
ITEM NO. 13: INJECTION VALVE		
J41694	1	ANY DIGIT
REPLACEMENT FUSES		
L9707300-000	1	E+ SERIES AND E SERIES PUMPS WITH FUSE HOLDER
L9711200-000	1	A+, C, C+ AND E SERIES PUMPS WITH PC BOARD MOUNTED FUSE
L9704700-000	1	SERIES E-DC PUMPS
L9700700-250	1	SERIES MP PUMP-CIRCUIT BREAKER

There is a KOPkit (rebuild kit) available for your pump that includes items 1, 2, 5, 7, 8, 9, 10 and a bleed valve o-ring

The part number for the KOPkit can be found on your pump data label or you can determine the KOPkit part number from your pump model number by using the fourth, seventh, eighth, ninth and tenth positions for the model string

EXAMPLE:

Model	L	M	H	7	T	A	-	W	H	C	3	-	X	X	X
KOPkit Number				7				W	H	C	3				

= K7WHC3

WTC2 WET END PARTS

The following part numbers are the pump models with liquid end code WTC2 in the model
EXAMPLE: LPH4SA-WTC2-XXX

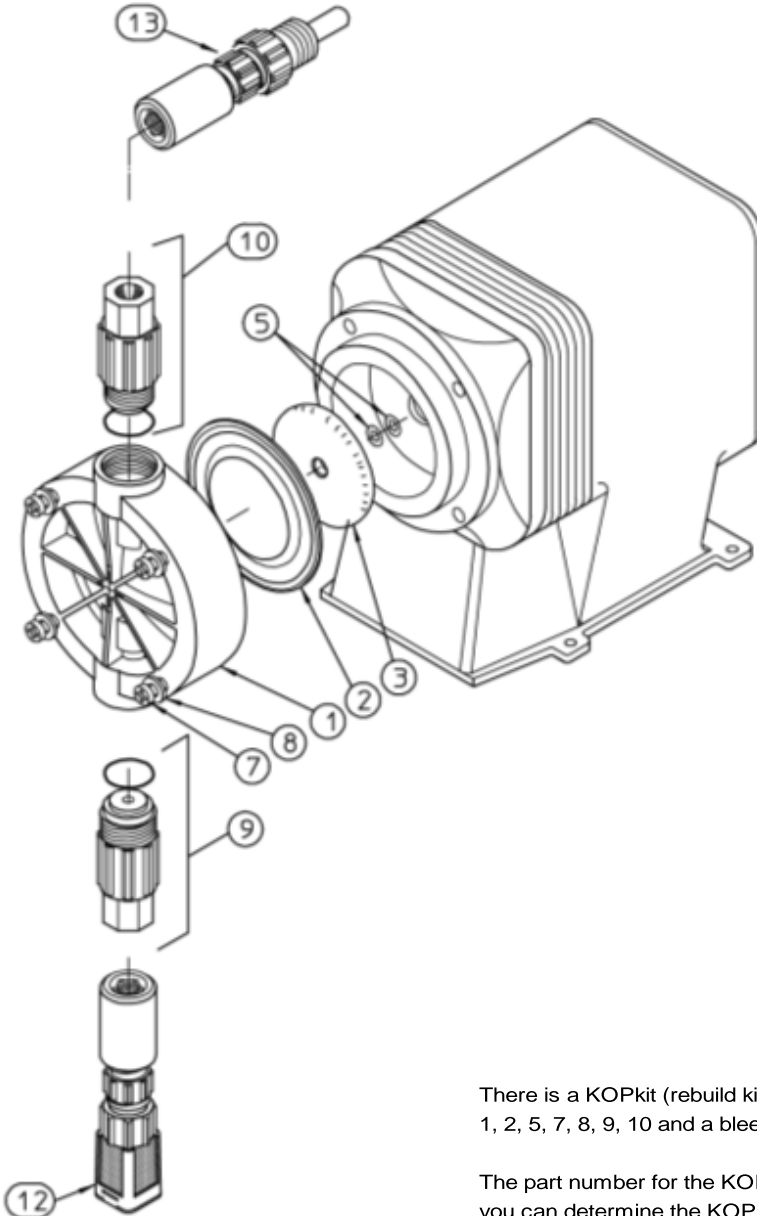
Use the fourth digit in the model number from your pump to identify the part numbers below

EXAMPLE MODEL:

Position	1	2	3	4	5	6	-	7	8	9	10	-	11	12	13
Model:	L	P	H	4	S	A	-	W	T	C	2	-	X	X	X

For example the pump head (ITEM #1) for this pump would be:

Part Number: L0200400-HPV



PART NUMBER	QTY	DIGIT IN POSITION NUMBER FOUR OF THE MODEL NUMBER
ITEM NO. 1: PUMP HEAD (PVC)		
L0202400-HPV	1	2
L0202500-HPV	1	3
L0200400-HPV	1	4
ITEM NO. 2: DIAPHRAGM		
L0300900-THY	1	2
L0301000-THY	1	3
L0301100-THY	1	4
ITEM NO. 3: DEFLECTION PLATE		
L2100200-FPP	1	2
L2100300-FPP	1	3
L2100400-FPP	1	4
ITEM NO. 5: SHIM (0-2 REQUIRED)		
L9901200-BRS	0-2	ANY DIGIT
ITEM NO. 7 & 8: PUMP HEAD SCREWS AND WASHERS KIT (CONTAINS BOLTS AND WASHERS)		
L3900200-000	1	2, 3 OR 4
ITEM NO. 9: SUCTION VALVE		
L3101TC2-HPV	1	ANY DIGIT
ITEM NO. 10: DISCHARGE VALVE		
L3201TC2-HPV	1	ANY DIGIT
ITEM NO. 11: BLEED VALVE		
NO BLEED VALVE		
ITEM NO. 12: FOOT VALVE/STRAINER		
J60700	1	ANY DIGIT
ITEM NO. 13: INJECTION VALVE		
J41908	1	ANY DIGIT
REPLACEMENT FUSES		
L9707300-000	1	E+ SERIES AND E SERIES PUMPS WITH FUSE HOLDER
L9711200-000	1	A+, C, C+ AND E SERIES PUMPS WITH PC BOARD MOUNTED FUSE
L9704700-000	1	SERIES E-DC PUMPS
L9700700-250	1	SERIES MP PUMP-CIRCUIT

There is a KOPkit (rebuild kit) available for your pump that includes items 1, 2, 5, 7, 8, 9, 10 and a bleed valve o-ring

The part number for the KOPkit can be found on your pump data label or you can determine the KOPkit part number from your pump model number by using the fourth, seventh, eighth, ninth and tenth positions for the model string

EXAMPLE:

Model	L	P	H	4	S	A	-	W	T	C	2	-	X	X	X
KOPkit Number				4				W	T	C	2				

= K4WTC2

WTSA WET END PARTS

The following part numbers are the pump models with liquid end code WTSA in the model
EXAMPLE: LE12SA-WTSA-XXX

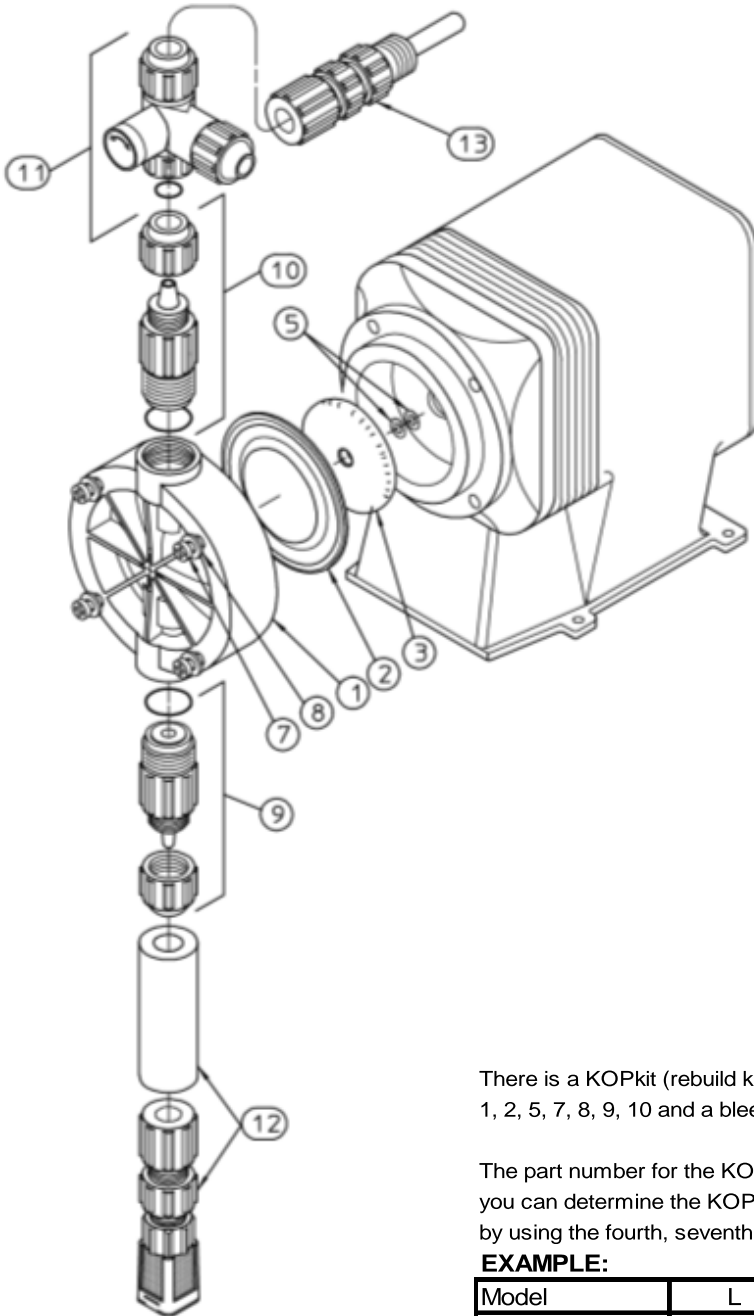
Use the fourth digit in the model number from your pump to identify the part numbers below

EXAMPLE MODEL:

Position	1	2	3	4	5	6	-	7	8	9	10	-	11	12	13
Model:	L	E	1	2	S	A	-	W	T	S	A	-	X	X	X

For example the pump head (ITEM #1) for this pump would be:

Part Number: L0202400-HPV



PART NUMBER	QTY	DIGIT IN POSITION NUMBER FOUR OF THE MODEL NUMBER
ITEM NO. 1: PUMP HEAD (PVC)		
L0202400-HPV	1	2
L0200400-HPV	1	4
ITEM NO. 2: DIAPHRAGM		
L0300900-THY	1	2
L0301100-THY	1	4
ITEM NO. 3: DEFLECTION PLATE		
L2100200-FPP	1	2
L2100400-FPP	1	4
ITEM NO. 5: SHIM (0-2 REQUIRED)		
L9901200-BRS	0-2	ANY DIGIT
ITEM NO. 7 & 8: PUMP HEAD SCREWS AND WASHERS KIT (CONTAINS BOLTS AND WASHERS)		
L3900200-000	1	2 OR 4
ITEM NO. 9: SUCTION VALVE		
L3101TSA-HPV	1	ANY DIGIT
ITEM NO. 10: DISCHARGE VALVE		
L3201TSA-HPV	1	ANY DIGIT
ITEM NO. 11: BLEED VALVE		
L3300T03-PVC	1	ANY DIGIT
ITEM NO. 12: FOOT VALVE/STRAINER		
J60734	1	ANY DIGIT
ITEM NO. 13: INJECTION VALVE		
J41881	1	ANY DIGIT
REPLACEMENT FUSES		
L9707300-000	1	E+ SERIES AND E SERIES PUMPS WITH FUSE HOLDER
L9711200-000	1	A+, C, C+ AND E SERIES PUMPS WITH PC BOARD MOUNTED FUSE
L9704700-000	1	SERIES E-DC PUMPS
L9700700-250	1	SERIES MP PUMP-CIRCUIT

There is a KOPkit (rebuild kit) available for your pump that includes items 1, 2, 5, 7, 8, 9, 10 and a bleed valve o-ring

The part number for the KOPkit can be found on your pump data label or you can determine the KOPkit part number from your pump model number by using the fourth, seventh, eighth, ninth and tenth positions for the model string

EXAMPLE:

Model	L	E	1	2	S	A	-	W	T	S	A	-	X	X	X
KOPkit Number				2		W	T	S	A						

= K2WTSA

WTC3 WET END PARTS

The following part numbers are the pump models with liquid end code WTC3 in the model
EXAMPLE: LPH7SA-WTC3-XXX

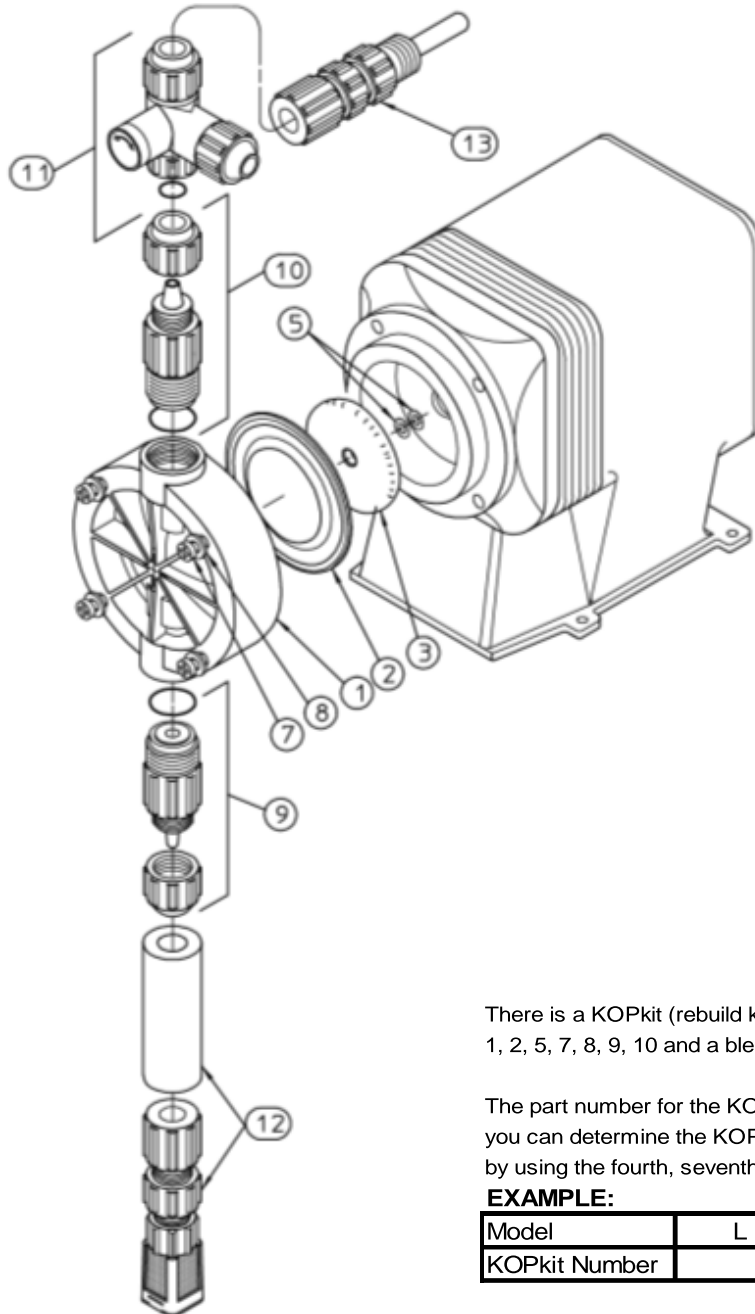
Use the fourth digit in the model number from your pump to identify the part numbers below

EXAMPLE MODEL:

Position	1	2	3	4	5	6	-	7	8	9	10	-	11	12	13
Model:	L	P	H	7	S	A	-	W	T	C	3	-	X	X	X

For example the pump head (ITEM #1) for this pump would be:

Part Number: L0200700-HPV



PART NUMBER	QTY	DIGIT IN POSITION NUMBER FOUR OF THE MODEL NUMBER
ITEM NO. 1: PUMP HEAD (PVC)		
L0200400-HPV	1	4
L0200700-HPV	1	7
ITEM NO. 2: DIAPHRAGM		
L0301100-THY	1	4
L0301400-THY	1	7
ITEM NO. 3: DEFLECTION PLATE		
L2100400-FPP	1	4
L2100700-FPP	1	7
ITEM NO. 5: SHIM (0-2 REQUIRED)		
L9901200-BRS	0-2	ANY DIGIT
ITEM NO. 7 & 8: PUMP HEAD SCREWS AND WASHERS KIT (CONTAINS BOLTS AND WASHERS)		
L3900200-000	1	4
L3900300-000	1	7
ITEM NO. 9: SUCTION VALVE		
L3101TC3-PVC	1	ANY DIGIT
ITEM NO. 10: DISCHARGE VALVE		
L3201TC3-PVC	1	ANY DIGIT
ITEM NO. 11: BLEED VALVE		
L3300T03-PVC	1	ANY DIGIT
ITEM NO. 12: FOOT VALVE/STRAINER		
J60728	1	ANY DIGIT
ITEM NO. 13: INJECTION VALVE		
J41873	1	ANY DIGIT
REPLACEMENT FUSES		
L9707300-000	1	E+ SERIES AND E SERIES PUMPS WITH FUSE HOLDER
L9711200-000	1	A+, C, C+ AND E SERIES PUMPS WITH PC BOARD MOUNTED FUSE
L9704700-000	1	SERIES E-DC PUMPS
L9700700-250	1	SERIES MP PUMP-CIRCUIT

There is a KOPkit (rebuild kit) available for your pump that includes items
1, 2, 5, 7, 8, 9, 10 and a bleed valve o-ring

The part number for the KOPkit can be found on your pump data label or
you can determine the KOPkit part number from your pump model number
by using the fourth, seventh, eighth, ninth and tenth positions for the model string

EXAMPLE:

Model	L	P	H	7	S	A	-	W	T	C	3	-	X	X	X
KOPkit Number				7				W	T	C	3				

= K7WTC3

WTC4 WET END PARTS

The following part numbers are the pump models with liquid end code WTC4 in the model
EXAMPLE: LPH7SA-WTC4-XXX

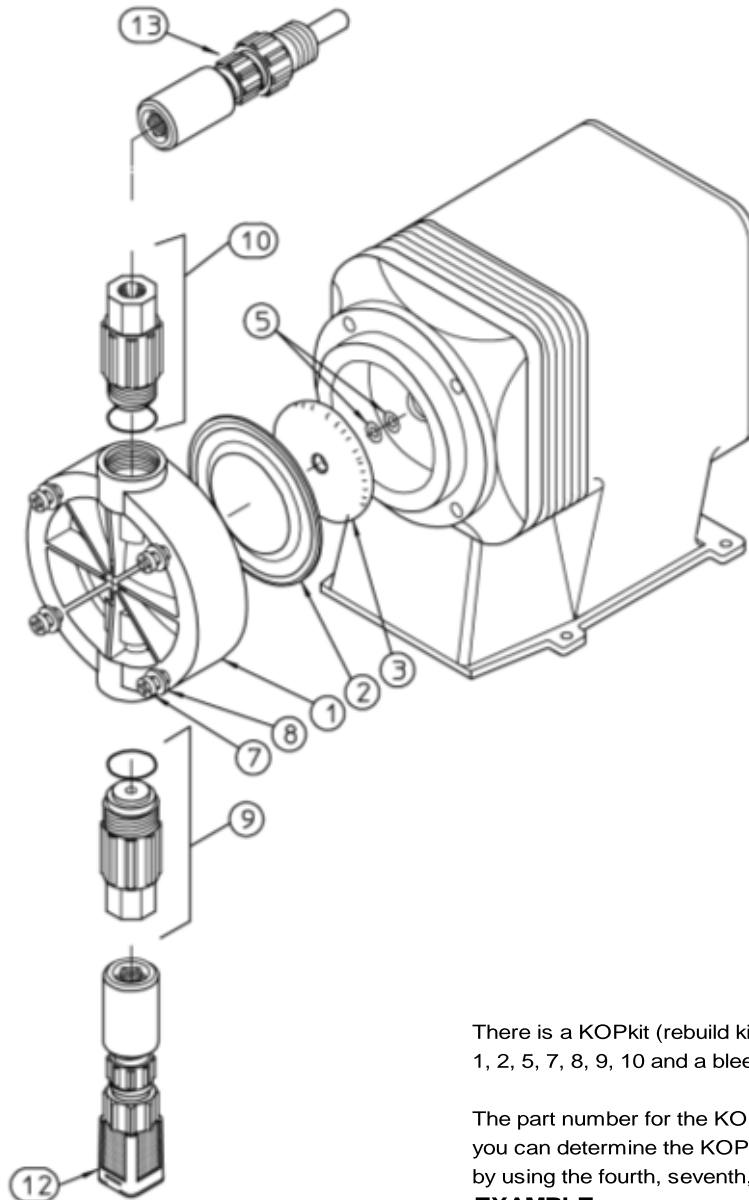
Use the fourth digit in the model number from your pump to identify the part numbers below

EXAMPLE MODEL:

Position	1	2	3	4	5	6	7	8	9	10	-	11	12	13
Model:	L	P	H	7	S	A	-	W	T	C	4	-	X	X

For example the pump head (ITEM #1) for this pump would be:

Part Number: L0200700-HPV



PART NUMBER	QTY	DIGIT IN POSITION NUMBER FOUR OF THE MODEL NUMBER
ITEM NO. 1: PUMP HEAD (PVC)		
L0200400-HPV	1	4
L0200700-HPV	1	7
ITEM NO. 2: DIAPHRAGM		
L0301100-THY	1	4
L0301400-THY	1	7
ITEM NO. 3: DEFLECTION PLATE		
L2100400-FPP	1	4
L2100700-FPP	1	7
ITEM NO. 5: SHIM (0-2 REQUIRED)		
L9901200-BRS	0-2	ANY DIGIT
ITEM NO. 7 & 8: PUMP HEAD SCREWS AND WASHERS KIT (CONTAINS BOLTS AND WASHERS)		
L3900200-000	1	4
L3900300-000	1	7
ITEM NO. 9: SUCTION VALVE		
L3101TC4-PVC	1	ANY DIGIT
ITEM NO. 10: DISCHARGE VALVE		
L3201TC4-PVC	1	ANY DIGIT
ITEM NO. 11: BLEED VALVE		
NO BLEED VALVE		
ITEM NO. 12: FOOT VALVE/STRAINER		
J60700	1	ANY DIGIT
ITEM NO. 13: INJECTION VALVE		
J41908	1	ANY DIGIT
REPLACEMENT FUSES		
L9707300-000	1	E+ SERIES AND E SERIES PUMPS WITH FUSE HOLDER
L9711200-000	1	A+, C, C+ AND E SERIES PUMPS WITH PC BOARD MOUNTED FUSE
L9704700-000	1	SERIES E-DC PUMPS
L9700700-250	1	SERIES MP PUMP-CIRCUIT

There is a KOPkit (rebuild kit) available for your pump that includes items
1, 2, 5, 7, 8, 9, 10 and a bleed valve o-ring

The part number for the KOPkit can be found on your pump data label or
you can determine the KOPkit part number from your pump model number
by using the fourth, seventh, eighth, ninth and tenth positions for the model string

EXAMPLE:

Model	L	P	H	7	S	A	-	W	T	C	4	-	X	X	X
KOPkit Number				7				W	T	C	4				

= K7WTC4

WTCA WET END PARTS

The following part numbers are the pump models with liquid end code WTCA in the model
EXAMPLE: LPB2SA-WTCA-XXX

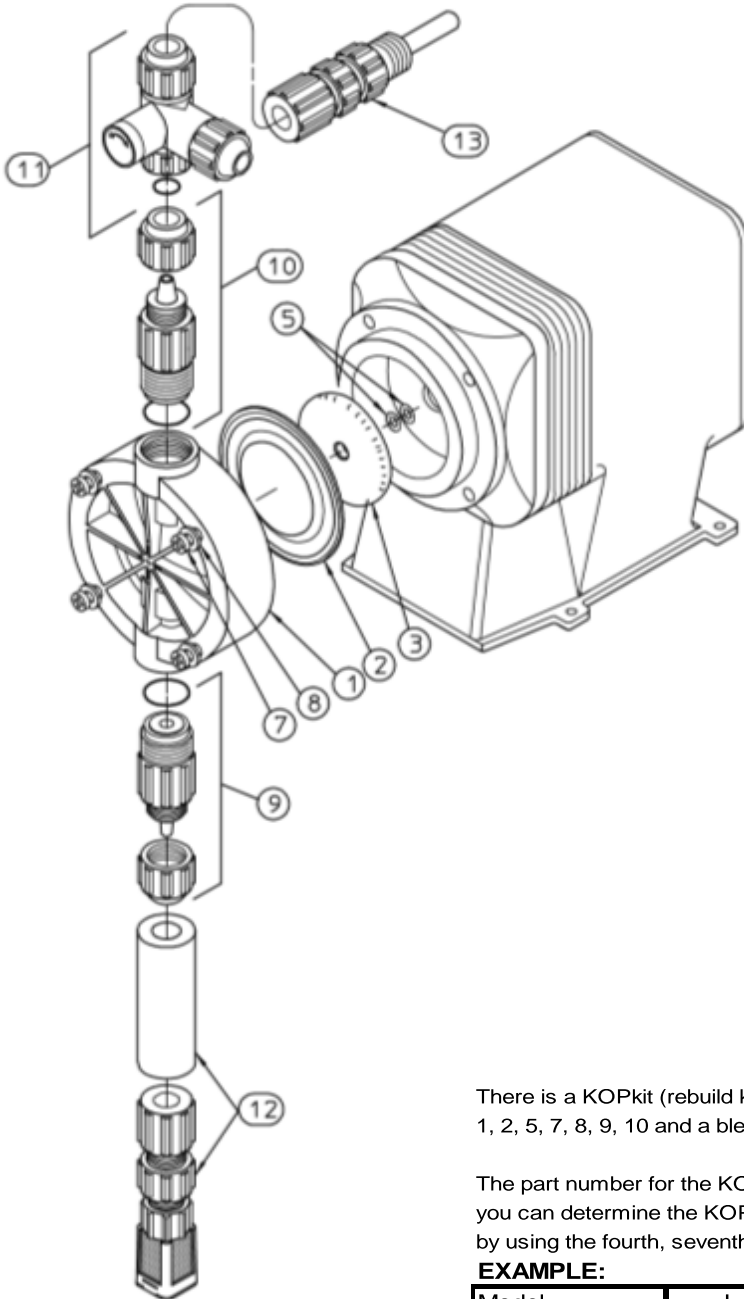
Use the fourth digit in the model number from your pump to identify the part numbers below

EXAMPLE MODEL:

Position	1	2	3	4	5	6	-	7	8	9	10	-	11	12	13
Model:	L	P	B	2	S	A	-	W	T	C	A	-	X	X	X

For example the pump head (ITEM #1) for this pump would be:

Part Number: L0202400-HPV



PART NUMBER	QTY	DIGIT IN POSITION NUMBER FOUR OF THE MODEL NUMBER
ITEM NO. 1: PUMP HEAD (PVC)		
L0202400-HPV	1	2
L0202500-HPV	1	3
L0200400-HPV	1	4
ITEM NO. 2: DIAPHRAGM		
L0300900-THY	1	2
L0301000-THY	1	3
L0301100-THY	1	4
ITEM NO. 3: DEFLECTION PLATE		
L2100200-FPP	1	2
L2100300-FPP	1	3
L2100400-FPP	1	4
ITEM NO. 5: SHIM (0-2 REQUIRED)		
L9901200-BRS	0-2	ANY DIGIT
ITEM NO. 7 & 8: PUMP HEAD SCREWS AND WASHERS KIT (CONTAINS BOLTS AND WASHERS)		
L3900200-000	1	2, 3 OR 4
ITEM NO. 9: SUCTION VALVE		
L3101TCA-HPV	1	ANY DIGIT
ITEM NO. 10: DISCHARGE VALVE		
L3201TCA-HPV	1	ANY DIGIT
ITEM NO. 11: BLEED VALVE		
L3300T03-PVC	1	ANY DIGIT
ITEM NO. 12: FOOT VALVE/STRAINER		
J60728	1	ANY DIGIT
ITEM NO. 13: INJECTION VALVE		
J41873	1	ANY DIGIT
REPLACEMENT FUSES		
L9707300-000	1	E+ SERIES AND E SERIES PUMPS WITH FUSE HOLDER
L9711200-000	1	A+, C, C+ AND E SERIES PUMPS WITH PC BOARD MOUNTED FUSE
L9704700-000	1	SERIES E-DC PUMPS
L9700700-250	1	SERIES MP PUMP-CIRCUIT

There is a KOPkit (rebuild kit) available for your pump that includes items
1, 2, 5, 7, 8, 9, 10 and a bleed valve o-ring

The part number for the KOPkit can be found on your pump data label or
you can determine the KOPkit part number from your pump model number
by using the fourth, seventh, eighth, ninth and tenth positions for the model string

EXAMPLE:

Model	L	P	B	2	S	A	-	W	T	C	A	-	X	X	X
KOPkit Number				2				W	T	C	A				

= K2WTCA

WHCC WET END PARTS

The following part numbers are the pump models with liquid end code WHCC in the model
EXAMPLE: LPH8SA-WHCC-XXX

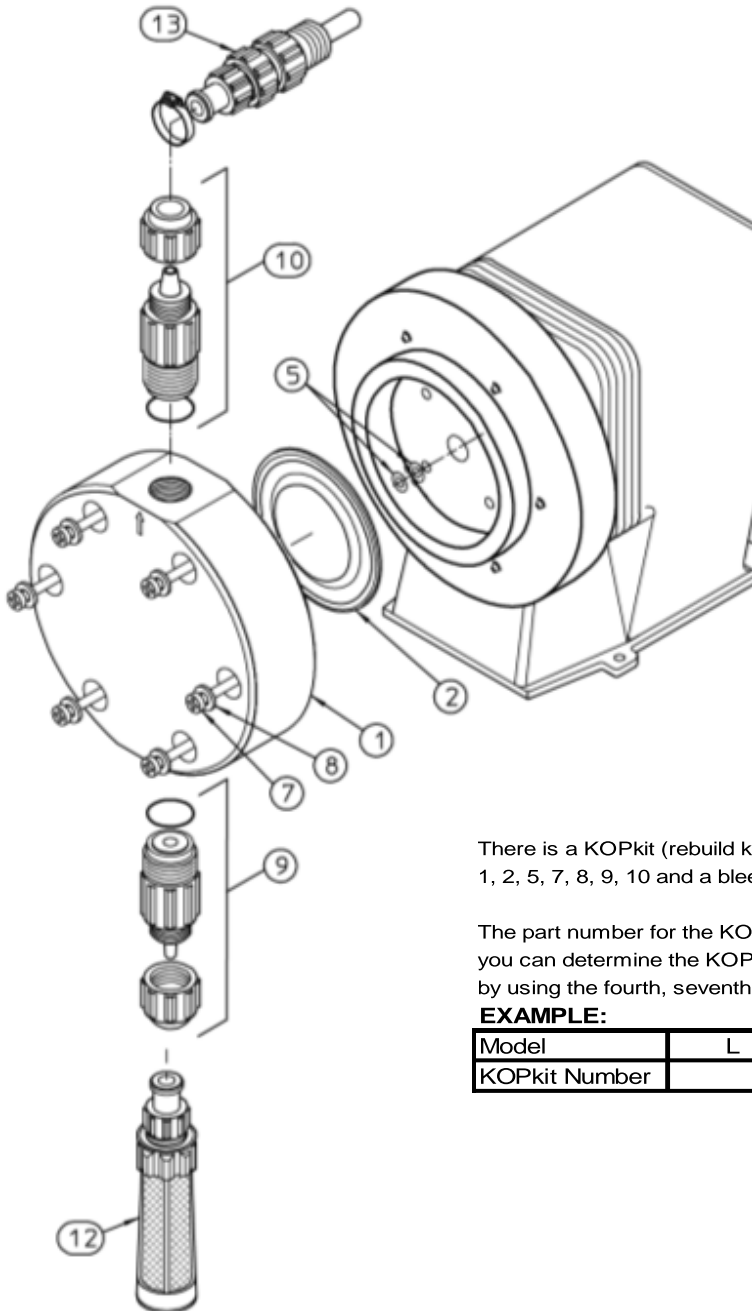
Use the fourth digit in the model number from your pump to identify the part numbers below

EXAMPLE MODEL:

Position	1	2	3	4	5	6	-	7	8	9	10	-	11	12	13
Model:	L	P	H	8	S	A	-	W	H	C	C	-	X	X	X

For example the pump head (ITEM #1) for this pump would be:

Part Number: L0200800-HPV



PART NUMBER	QTY	DIGIT IN POSITION NUMBER FOUR OF THE MODEL NUMBER
ITEM NO. 1: PUMP HEAD (PVC)		
L0200800-HPV	1	8
ITEM NO. 2: DIAPHRAGM		
L0301600-THY	1	8
ITEM NO. 3: DEFLECTION PLATE		
NOT USED ON THESE MODELS		
ITEM NO. 5: SHIM (0-2 REQUIRED)		
L9901200-BRS	0-2	8
ITEM NO. 7 & 8: PUMP HEAD SCREWS AND WASHERS KIT (CONTAINS BOLTS AND WASHERS)		
L3900600-000	1	8
ITEM NO. 9: SUCTION VALVE		
L3101HCC-PVC	1	8
ITEM NO. 10: DISCHARGE VALVE		
L3201HCC-PVC	1	8
ITEM NO. 11: BLEED VALVE		
NO BLEED VALVE		
ITEM NO. 12: FOOT VALVE/STRAINER		
J60503	1	8
ITEM NO. 13: INJECTION VALVE		
J41101	1	8
REPLACEMENT FUSES		
L9707300-000	1	E+ SERIES AND E SERIES PUMPS WITH FUSE HOLDER
L9711200-000	1	A+, C, C+ AND E SERIES PUMPS WITH PC BOARD MOUNTED FUSE
L9704700-000	1	SERIES E-DC PUMPS
L9700700-250	1	SERIES MP PUMP-CIRCUIT

There is a KOPkit (rebuild kit) available for your pump that includes items 1, 2, 5, 7, 8, 9, 10 and a bleed valve o-ring

The part number for the KOPkit can be found on your pump data label or you can determine the KOPkit part number from your pump model number by using the fourth, seventh, eighth, ninth and tenth positions for the model string

EXAMPLE:

Model	L	P	H	8	S	A	-	W	H	C	C	-	X	X	X
KOPkit Number				8				W	H	C	C				

= K8WHCC

WTCB WET END PARTS

The following part numbers are the pump models with liquid end code WTCB in the model
EXAMPLE: LPH8SA-WTCB-XXX

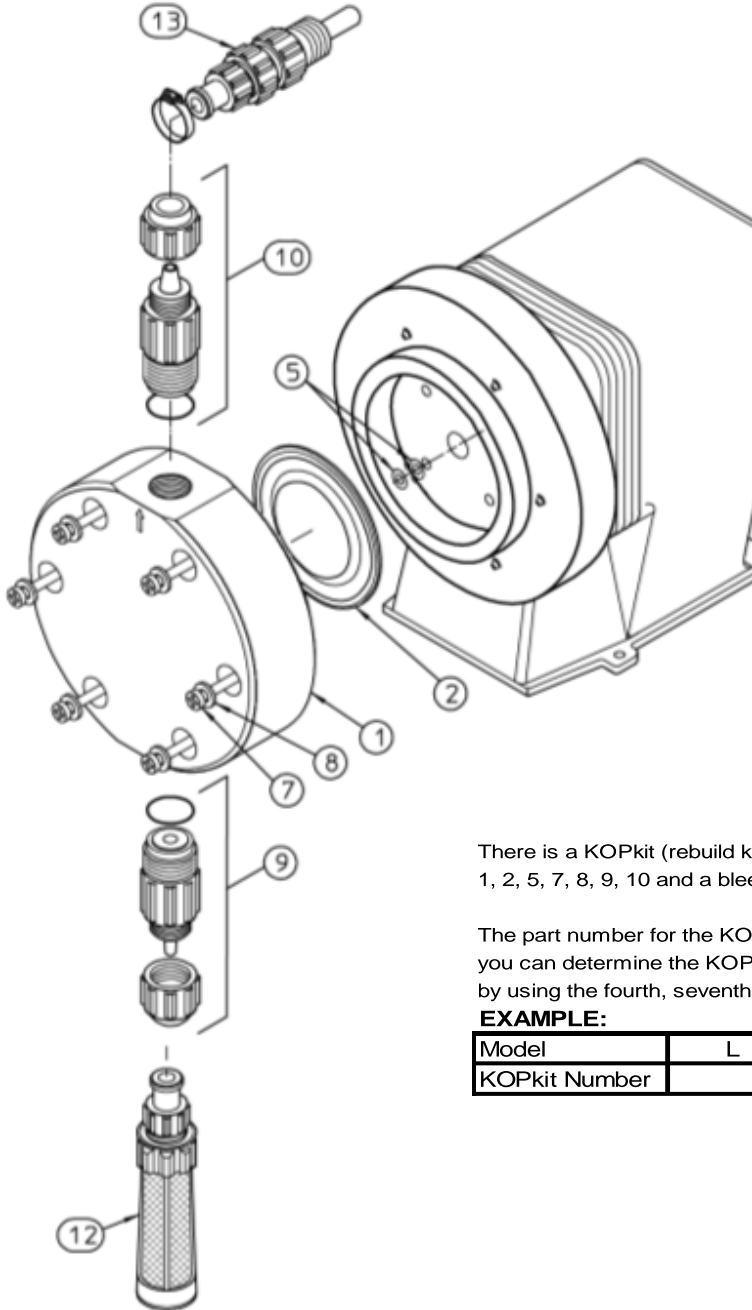
Use the fourth digit in the model number from your pump to identify the part numbers below

EXAMPLE MODEL:

Position	1	2	3	4	5	6	-	7	8	9	10	-	11	12	13
Model:	L	P	H	8	S	A	-	W	T	C	B	-	X	X	X

For example the pump head (ITEM #1) for this pump would be:

Part Number: L0200800-HPV



PART NUMBER	QTY	DIGIT IN POSITION NUMBER FOUR OF THE MODEL NUMBER
ITEM NO. 1: PUMP HEAD (PVC)		
L0200800-HPV	1	8
ITEM NO. 2: DIAPHRAGM		
L0301600-THY	1	8
ITEM NO. 3: DEFLECTION PLATE		
NOT USED ON THESE MODELS		
ITEM NO. 5: SHIM (0-2 REQUIRED)		
L9901200-BRS	0-2	8
ITEM NO. 7 & 8: PUMP HEAD SCREWS AND WASHERS KIT (CONTAINS BOLTS AND WASHERS)		
L3900600-000	1	8
ITEM NO. 9: SUCTION VALVE		
L3101TCB-PVC	1	8
ITEM NO. 10: DISCHARGE VALVE		
L3201TCB-PVC	1	8
ITEM NO. 11: BLEED VALVE		
NO BLEED VALVE		
ITEM NO. 12: FOOT VALVE/STRAINER		
J60561	1	8
ITEM NO. 13: INJECTION VALVE		
J61479	1	8
REPLACEMENT FUSES		
L9707300-000	1	E+ SERIES AND E SERIES PUMPS WITH FUSE HOLDER
L9711200-000	1	A+, C, C+ AND E SERIES PUMPS WITH PC BOARD MOUNTED FUSE
L9704700-000	1	SERIES E-DC PUMPS
L9700700-250	1	SERIES MP PUMP-CIRCUIT

There is a KOPkit (rebuild kit) available for your pump that includes items 1, 2, 5, 7, 8, 9, 10 and a bleed valve o-ring

The part number for the KOPkit can be found on your pump data label or you can determine the KOPkit part number from your pump model number by using the fourth, seventh, eighth, ninth and tenth positions for the model string

EXAMPLE:

Model	L	P	H	8	S	A	-	W	T	C	B	-	X	X	X
KOPkit Number				8				W	T	C	B				

= K8WTCB

WTCJ WET END PARTS

The following part numbers are the pump models with liquid end code WTCJ in the model
EXAMPLE: LBC2SA-WTCJ-XXX

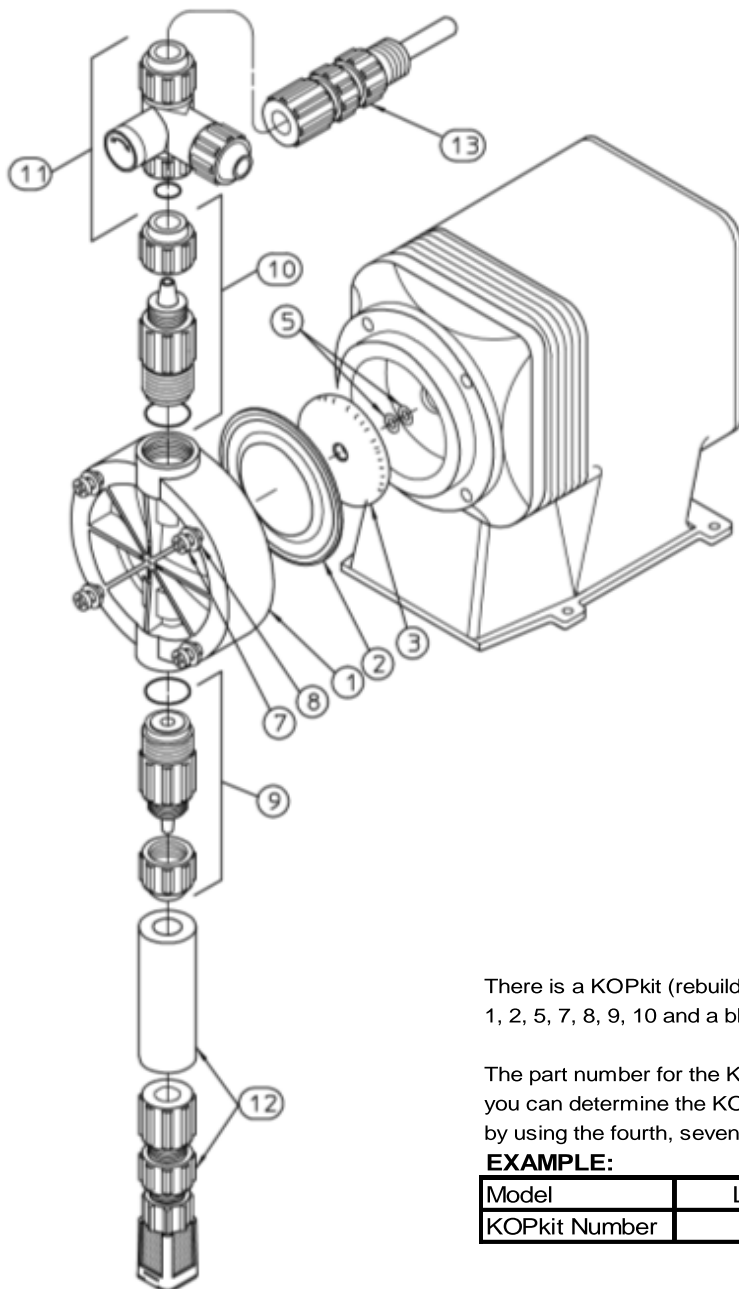
Use the fourth digit in the model number from your pump to identify the part numbers below

EXAMPLE MODEL:

Position	1	2	3	4	5	6	-	7	8	9	10	-	11	12	13
Model:	L	B	C	2	S	A	-	W	T	C	J	-	X	X	X

For example the pump head (ITEM #1) for this pump would be:

Part Number: L0202400-HPV



PART NUMBER	QTY	DIGIT IN POSITION NUMBER FOUR OF THE MODEL NUMBER
ITEM NO. 1: PUMP HEAD (PVD)		
L0202400-HPV	1	2
L0202500-HPV	1	3
ITEM NO. 2: DIAPHRAGM		
L0300900-THY	1	2
L0301000-THY	1	3
ITEM NO. 3: DEFLECTION PLATE		
L2100200-FPP	1	2
L2100300-FPP	1	3
ITEM NO. 5: SHIM (0-2 REQUIRED)		
L9901200-BRS	0-2	ANY DIGIT
ITEM NO. 7 & 8: PUMP HEAD SCREWS AND WASHERS KIT (CONTAINS BOLTS AND WASHERS)		
L3900200-000	1	2 OR 3
ITEM NO. 9: SUCTION VALVE		
L3101TCJ-HPV	1	ANY DIGIT
ITEM NO. 10: DISCHARGE VALVE		
L3201TCJ-HPV	1	ANY DIGIT
ITEM NO. 11: BLEED VALVE		
L3300T01-PVC	1	ANY DIGIT
ITEM NO. 12: FOOT VALVE/STRAINER		
J60716	1	ANY DIGIT
ITEM NO. 13: INJECTION VALVE		
J41996	1	ANY DIGIT
REPLACEMENT FUSES		
L9707300-000	1	E+ SERIES AND E SERIES PUMPS WITH FUSE HOLDER
L9711200-000	1	A+, C, C+ AND E SERIES PUMPS WITH PC BOARD MOUNTED FUSE
L9704700-000	1	SERIES E-DC PUMPS
L9700700-250	1	SERIES MP PUMP-CIRCUIT

There is a KOPkit (rebuild kit) available for your pump that includes items 1, 2, 5, 7, 8, 9, 10 and a bleed valve o-ring

The part number for the KOPkit can be found on your pump data label or you can determine the KOPkit part number from your pump model number by using the fourth, seventh, eighth, ninth and tenth positions for the model string

EXAMPLE:

Model	L	B	C	2	S	A	-	W	T	C	J	-	X	X	X
KOPkit Number				2				W	T	C	J				

= K2WTCJ

WTCC WET END PARTS

The following part numbers are the pump models with liquid end code WTCC in the model
EXAMPLE: LPH8MA-WTCC-XXX

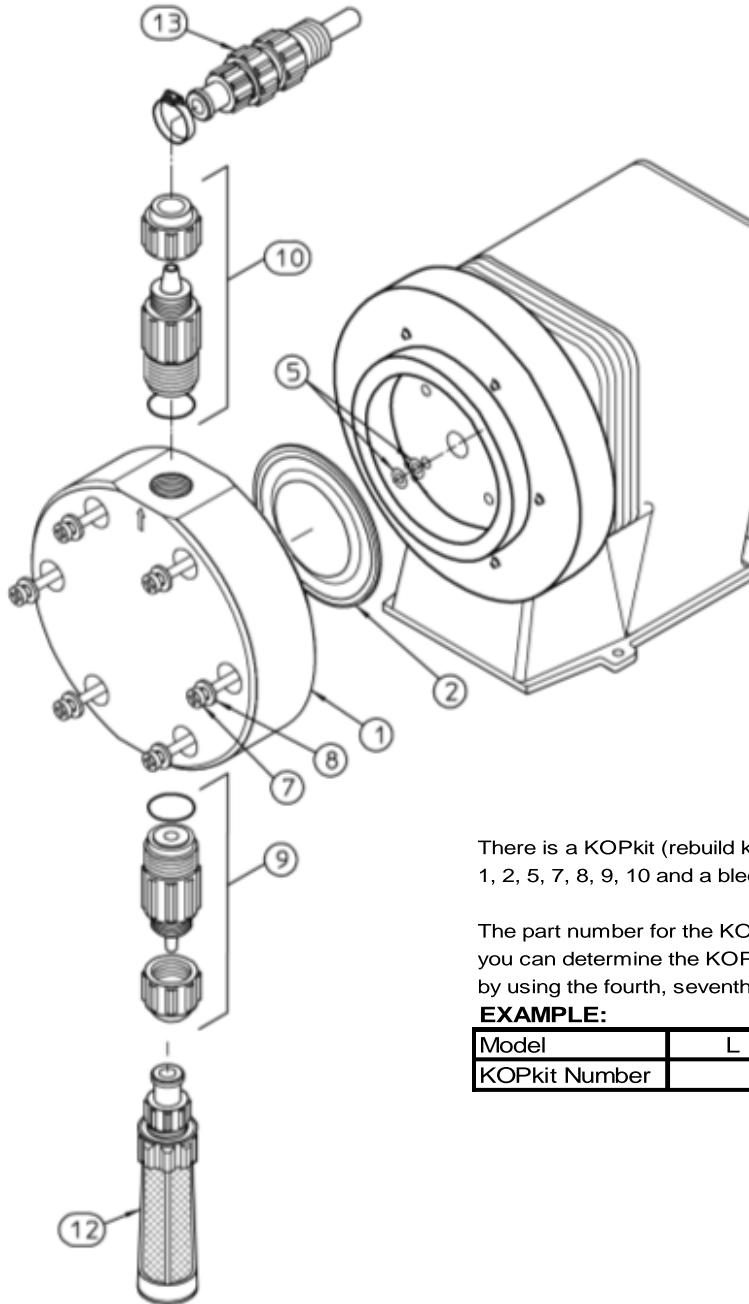
Use the fourth digit in the model number from your pump to identify the part numbers below

EXAMPLE MODEL:

Position	1	2	3	4	5	6	-	7	8	9	10	-	11	12	13
Model:	L	P	H	8	M	A	-	W	T	C	C	-	X	X	X

For example the pump head (ITEM #1) for this pump would be:

Part Number: L0200800-HPV



PART NUMBER	QTY	DIGIT IN POSITION NUMBER FOUR OF THE MODEL NUMBER
ITEM NO. 1: PUMP HEAD (PVC)		
L0200800-HPV	1	8
ITEM NO. 2: DIAPHRAGM		
L0301600-THY	1	8
ITEM NO. 3: DEFLECTION PLATE		
NOT USED ON THESE MODELS		
ITEM NO. 5: SHIM (0-2 REQUIRED)		
L9901200-BRS	0-2	8
ITEM NO. 7 & 8: PUMP HEAD SCREWS AND WASHERS KIT (CONTAINS BOLTS AND WASHERS)		
L3900600-000	1	8
ITEM NO. 9: SUCTION VALVE		
L3101TCC-PVC	1	8
ITEM NO. 10: DISCHARGE VALVE		
L3201TCC-PVC	1	8
ITEM NO. 11: BLEED VALVE		
NO BLEED VALVE		
ITEM NO. 12: FOOT VALVE/STRAINER		
J60503	1	8
ITEM NO. 13: INJECTION VALVE		
J61570	1	8
REPLACEMENT FUSES		
L9707300-000	1	E+ SERIES AND E SERIES PUMPS WITH FUSE HOLDER
L9711200-000	1	A+, C, C+ AND E SERIES PUMPS WITH PC BOARD MOUNTED FUSE
L9704700-000	1	SERIES E-DC PUMPS
L9700700-250	1	SERIES MP PUMP-CIRCUIT

There is a KOPkit (rebuild kit) available for your pump that includes items 1, 2, 5, 7, 8, 9, 10 and a bleed valve o-ring

The part number for the KOPkit can be found on your pump data label or you can determine the KOPkit part number from your pump model number by using the fourth, seventh, eighth, ninth and tenth positions for the model string

EXAMPLE:

Model	L	P	H	8	M	A	-	W	T	C	C	-	X	X	X
KOPkit Number				8				W	T	C	C				

= K8WTCC

WTSB WET END PARTS

The following part numbers are the pump models with liquid end code WTSB in the model
EXAMPLE: LPH8MA-WTSB-XXX

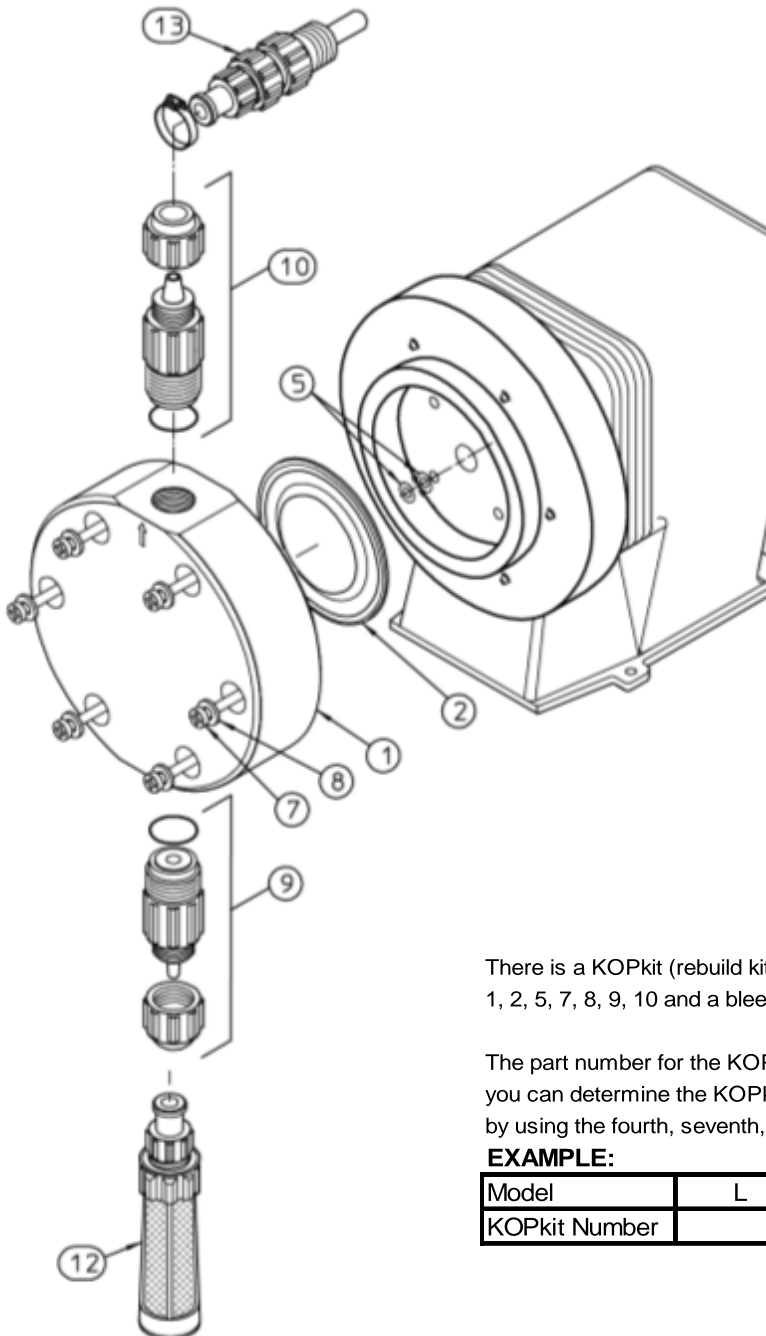
Use the fourth digit in the model number from your pump to identify the part numbers below

EXAMPLE MODEL:

Position	1	2	3	4	5	6	-	7	8	9	10	-	11	12	13
Model:	L	P	H	8	M	A	-	W	T	S	B	-	X	X	X

For example the pump head (ITEM #1) for this pump would be:

Part Number: L0200800-HPV



PART NUMBER	QTY	DIGIT IN POSITION NUMBER FOUR OF THE MODEL NUMBER
ITEM NO. 1: PUMP HEAD (PVC)		
L0200800-HPV	1	8
ITEM NO. 2: DIAPHRAGM		
L0301600-THY	1	8
ITEM NO. 3: DEFLECTION PLATE		
NOT USED ON THESE MODELS		
ITEM NO. 5: SHIM (0-2 REQUIRED)		
L9901200-BRS	0-2	8
ITEM NO. 7 & 8: PUMP HEAD SCREWS AND WASHERS KIT (CONTAINS BOLTS AND WASHERS)		
L3900600-000	1	8
ITEM NO. 9: SUCTION VALVE		
L3101TSB-PVC	1	8
ITEM NO. 10: DISCHARGE VALVE		
L3201TSB-PVC	1	8
ITEM NO. 11: BLEED VALVE		
NO BLEED VALVE		
ITEM NO. 12: FOOT VALVE/STRAINER		
J60561	1	8
ITEM NO. 13: INJECTION VALVE		
J61485	1	8
REPLACEMENT FUSES		
L9707300-000	1	E+ SERIES AND E SERIES PUMPS WITH FUSE HOLDER
L9711200-000	1	A+, C, C+ AND E SERIES PUMPS WITH PC BOARD MOUNTED FUSE
L9704700-000	1	SERIES E-DC PUMPS
L9700700-250	1	SERIES MP PUMP-CIRCUIT

There is a KOPkit (rebuild kit) available for your pump that includes items 1, 2, 5, 7, 8, 9, 10 and a bleed valve o-ring

The part number for the KOPkit can be found on your pump data label or you can determine the KOPkit part number from your pump model number by using the fourth, seventh, eighth, ninth and tenth positions for the model string

EXAMPLE:

Model	L	P	H	8	M	A	-	W	T	S	B	-	X	X	X
KOPkit Number				8				W	T	S	B				

= K8WTSB

WTTB WET END PARTS

The following part numbers are the pump models with liquid end code WTTB in the model
EXAMPLE: LMH8TA-WTTB-XXX

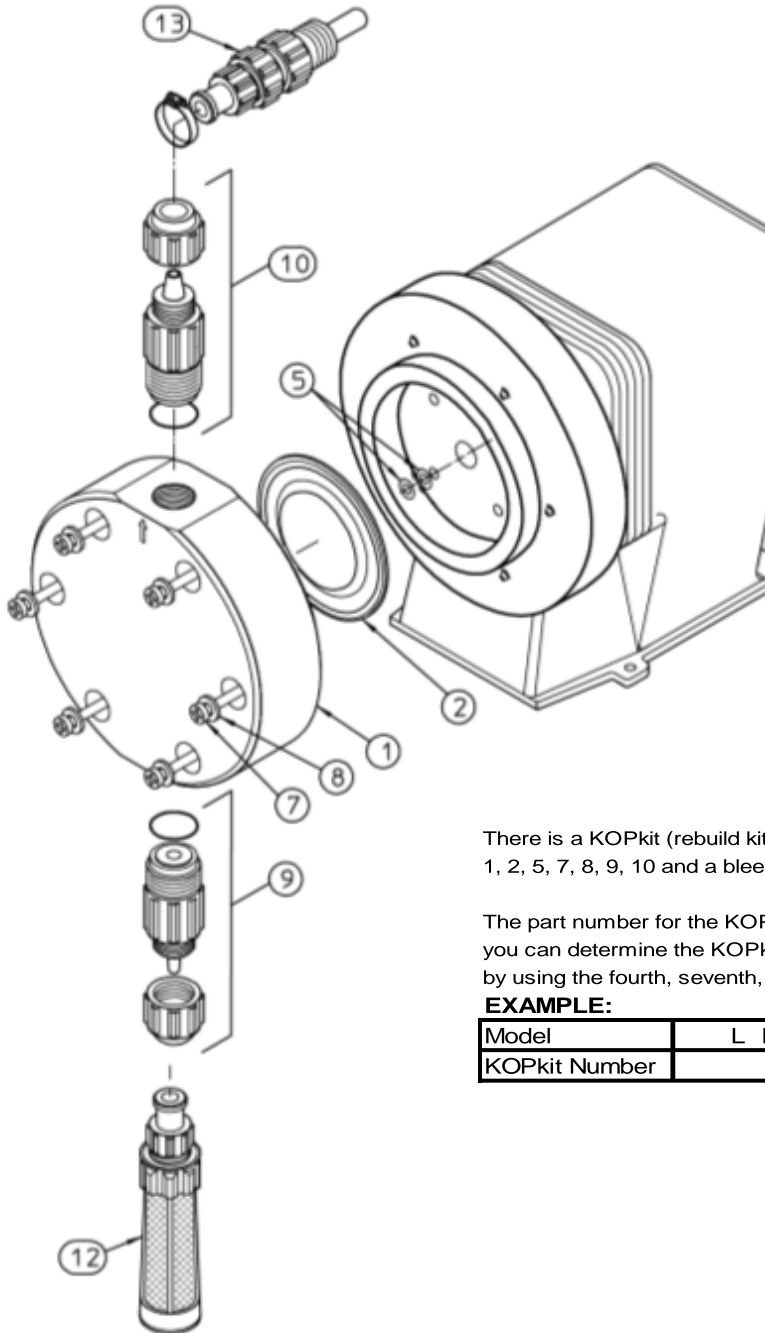
Use the fourth digit in the model number from your pump to identify the part numbers below

EXAMPLE MODEL:

Position	1	2	3	4	5	6	-	7	8	9	10	-	11	12	13
Model:	L	M	H	8	T	A	-	W	T	T	B	-	X	X	X

For example the pump head (ITEM #1) for this pump would be:

Part Number: L0200800-HPV



PART NUMBER	QTY	DIGIT IN POSITION NUMBER FOUR OF THE MODEL NUMBER
ITEM NO. 1: PUMP HEAD (PVC)		
L0200800-HPV	1	8
ITEM NO. 2: DIAPHRAGM		
L0301600-THY	1	8
ITEM NO. 3: DEFLECTION PLATE		
NOT USED ON THESE MODELS		
ITEM NO. 5: SHIM (0-2 REQUIRED)		
L9901200-BRS	0-2	8
ITEM NO. 7 & 8: PUMP HEAD SCREWS AND WASHERS KIT (CONTAINS BOLTS AND WASHERS)		
L3900600-000	1	8
ITEM NO. 9: SUCTION VALVE		
L3101TTB-PVC	1	8
ITEM NO. 10: DISCHARGE VALVE		
L3201TTB-PVC	1	8
ITEM NO. 11: BLEED VALVE		
NO BLEED VALVE		
ITEM NO. 12: FOOT VALVE/STRAINER		
J60561	1	8
ITEM NO. 13: INJECTION VALVE		
J61491	1	8
REPLACEMENT FUSES		
L9707300-000	1	E+ SERIES AND E SERIES PUMPS WITH FUSE HOLDER
L9711200-000	1	A+, C, C+ AND E SERIES PUMPS WITH PC BOARD MOUNTED FUSE
L9704700-000	1	SERIES E-DC PUMPS
L9700700-250	1	SERIES MP PUMP-CIRCUIT

There is a KOPkit (rebuild kit) available for your pump that includes items 1, 2, 5, 7, 8, 9, 10 and a bleed valve o-ring

The part number for the KOPkit can be found on your pump data label or you can determine the KOPkit part number from your pump model number by using the fourth, seventh, eighth, ninth and tenth positions for the model string

EXAMPLE:

Model	L	M	H	8	T	A	-	W	T	T	B	-	X	X	X
KOPkit Number				8				W	T	T	B				

= K8WTTB

WTT3 WET END PARTS

The following part numbers are the pump models with liquid end code WTT3 in the model
EXAMPLE: LPH7SA-WTT3-XXX

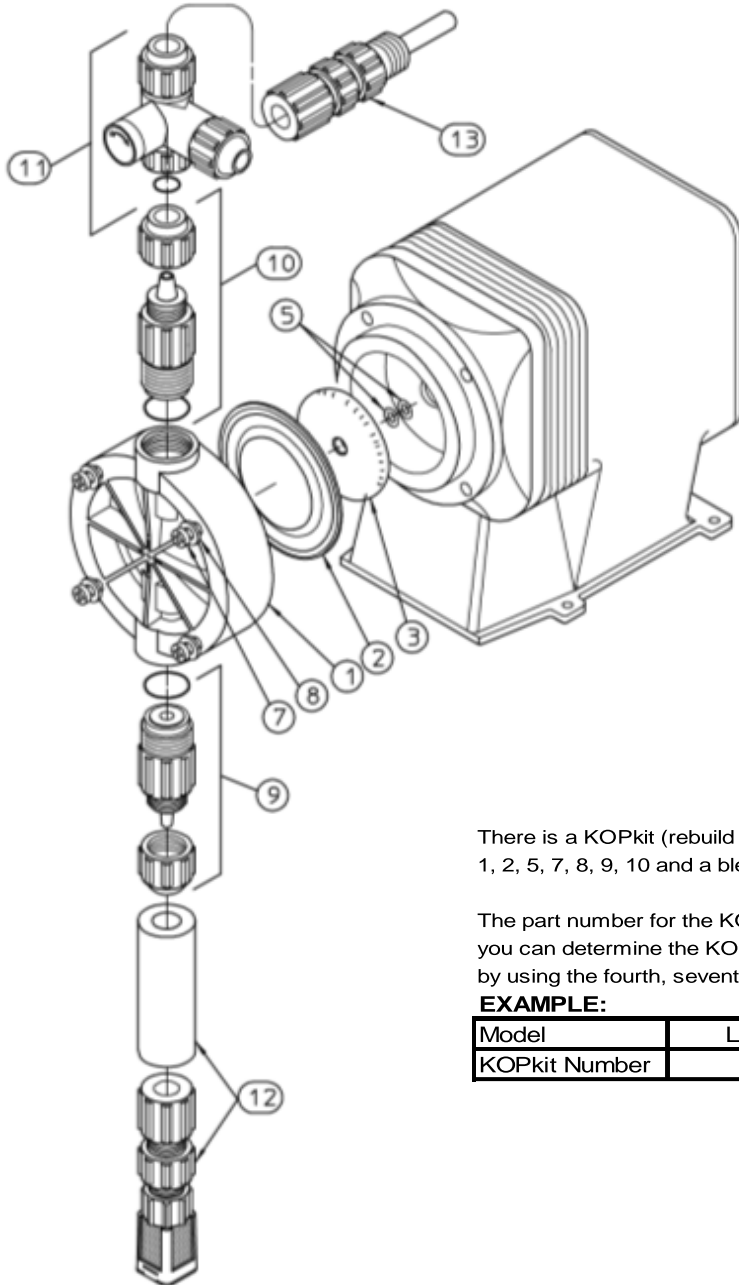
Use the fourth digit in the model number from your pump to identify the part numbers below

EXAMPLE MODEL:

Position	1	2	3	4	5	6	-	7	8	9	10	-	11	12	13
Model:	L	P	H	7	S	A	-	W	T	T	3	-	X	X	X

For example the pump head (ITEM #1) for this pump would be:

Part Number: L0200700-HPV



PART NUMBER	QTY	DIGIT IN POSITION NUMBER FOUR OF THE MODEL NUMBER
ITEM NO. 1: PUMP HEAD (PVC)		
L0200700-HPV	1	7
ITEM NO. 2: DIAPHRAGM		
L0301400-THY	1	7
ITEM NO. 3: DEFLECTION PLATE		
L2100700-FPP	1	7
ITEM NO. 5: SHIM (0-2 REQUIRED)		
L9901200-BRS	0-2	7
ITEM NO. 7 & 8: PUMP HEAD SCREWS AND WASHERS KIT (CONTAINS BOLTS AND WASHERS)		
L3900300-000	1	7
ITEM NO. 9: SUCTION VALVE		
L3101TT3-PVC	1	7
ITEM NO. 10: DISCHARGE VALVE		
L3201TT3-PVC	1	7
ITEM NO. 11: BLEED VALVE		
L3300T03-PVC	1	7
ITEM NO. 12: FOOT VALVE/STRAINER		
J60731	1	7
ITEM NO. 13: INJECTION VALVE		
J41877	1	7
REPLACEMENT FUSES		
L9707300-000	1	E+ SERIES AND E SERIES PUMPS WITH FUSE HOLDER
L9711200-000	1	A+, C, C+ AND E SERIES PUMPS WITH PC BOARD MOUNTED FUSE
L9704700-000	1	SERIES E-DC PUMPS
L9700700-250	1	SERIES MP PUMP-CIRCUIT

There is a KOPkit (rebuild kit) available for your pump that includes items 1, 2, 5, 7, 8, 9, 10 and a bleed valve o-ring

The part number for the KOPkit can be found on your pump data label or you can determine the KOPkit part number from your pump model number by using the fourth, seventh, eighth, ninth and tenth positions for the model string

EXAMPLE:

Model	L	P	H	7	S	A	-	W	T	T	3	-	X	X	X
KOPkit Number				7				W	T	T	3				

= K7WTT3

WTS7 WET END PARTS

The following part numbers are the pump models with liquid end code WTS7 in the model
EXAMPLE: LPH7SA-WTS7-XXX

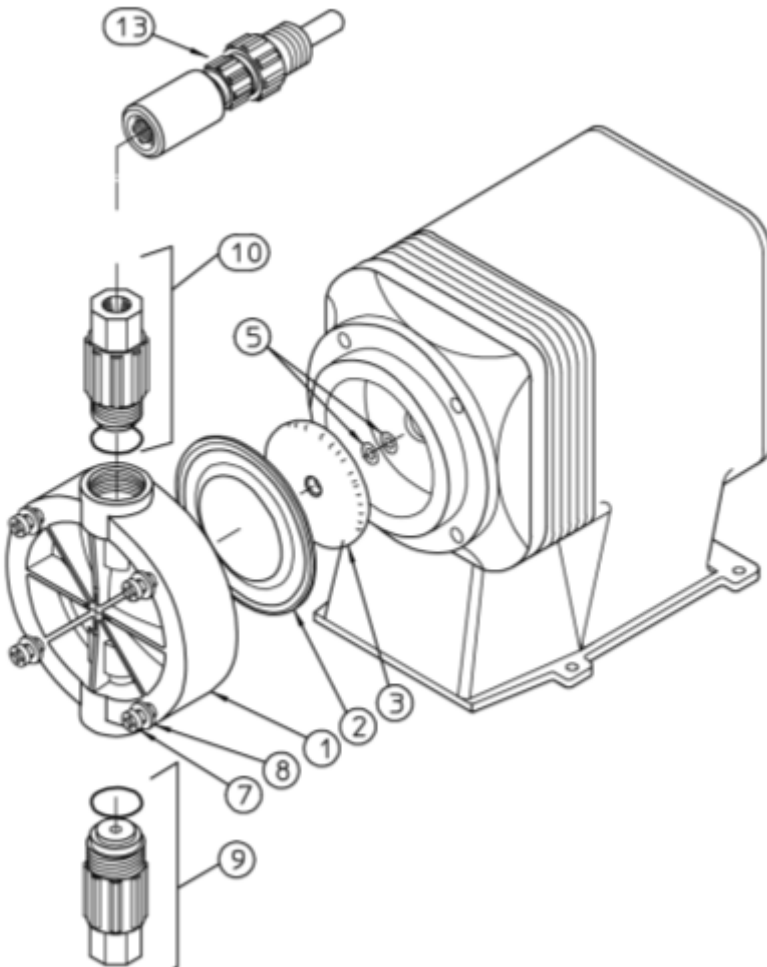
Use the fourth digit in the model number from your pump to identify the part numbers below

EXAMPLE MODEL:

Position	1	2	3	4	5	6	-	7	8	9	10	-	11	12	13
Model:	L	P	H	7	S	A	-	W	T	S	7	-	X	X	X

For example the pump head (ITEM #1) for this pump would be:

Part Number: L0200700-HPV



There is a KOPkit (rebuild kit) available for your pump that includes items 1, 2, 5, 7, 8, 9, 10 and a bleed valve o-ring

The part number for the KOPkit can be found on your pump data label or you can determine the KOPkit part number from your pump model number by using the fourth, seventh, eighth, ninth and tenth positions for the model string

EXAMPLE:

Model	L	P	H	7	S	A	-	W	T	S	7	-	X	X	X
KOPkit Number				7				W	T	S	7				

PART NUMBER	QTY	DIGIT IN POSITION NUMBER FOUR OF THE MODEL NUMBER
ITEM NO. 1: PUMP HEAD (FPP)		
L0200700-FPP	1	7
L0200800-FPP	1	8
ITEM NO. 2: DIAPHRAGM		
L0301400-THY	1	7
L0301600-THY	1	8
ITEM NO. 3: DEFLECTION PLATE		
L2100700-FPP	1	7
NOT USED		8
ITEM NO. 5: SHIM (0-2 REQUIRED)		
L9901200-BRS	0-2	ANY DIGIT
ITEM NO. 7 & 8: PUMP HEAD SCREWS AND WASHERS KIT (CONTAINS BOLTS AND WASHERS)		
L3900300-000	1	7
L3900600-000	1	8
ITEM NO. 9: SUCTION VALVE		
L3101TS7-FPP	1	ANY DIGIT
ITEM NO. 10: DISCHARGE VALVE		
L3201TS8-FPP	1	ANY DIGIT
ITEM NO. 11: BLEED VALVE		
NO BLEED VALVE		
ITEM NO. 12: FOOT VALVE/STRAINER		
NO FOOT VALVE		
ITEM NO. 13: INJECTION VALVE		
J41920	1	ANY DIGIT
REPLACEMENT FUSES		
L9707300-000	1	E+ SERIES AND E SERIES PUMPS WITH FUSE HOLDER
L9711200-000	1	A+, C, C+ AND E SERIES PUMPS WITH PC BOARD MOUNTED FUSE
L9704700-000	1	SERIES E-DC PUMPS
L9700700-250	1	SERIES MP PUMP-CIRCUIT

= K7WTS7

WTC8 WET END PARTS

The following part numbers are the pump models with liquid end code WTC8 in the model
EXAMPLE: LPH7SA-WTC8-XXX

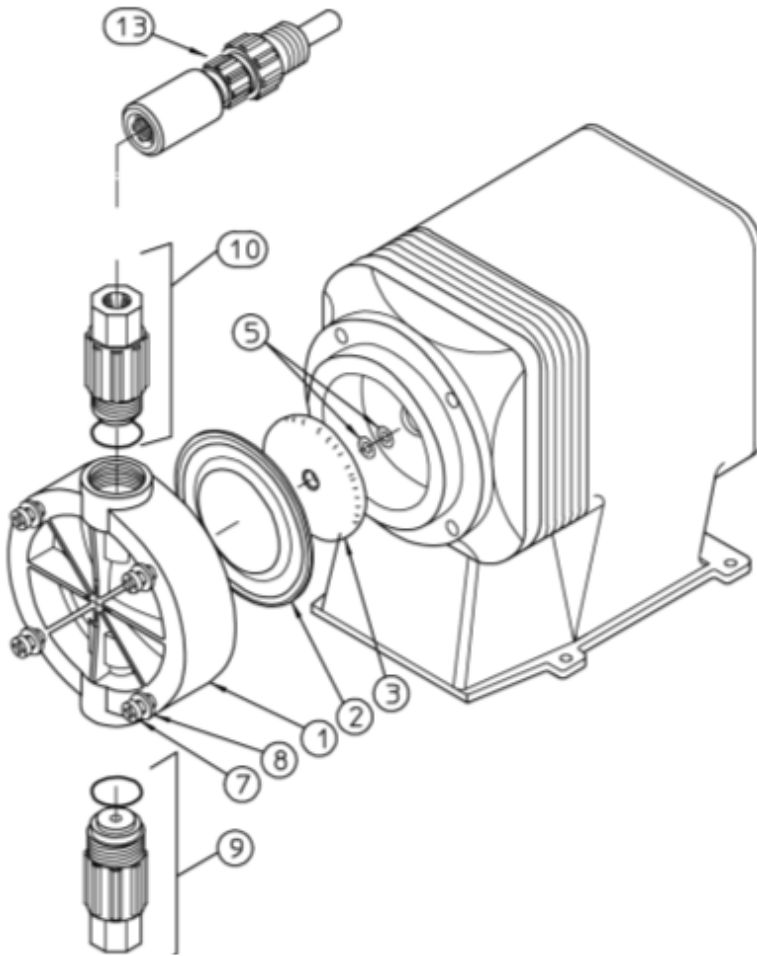
Use the fourth digit in the model number from your pump to identify the part numbers below

EXAMPLE MODEL:

Position	1	2	3	4	5	6	-	7	8	9	10	-	11	12	13
Model:	L	P	H	7	S	A	-	W	T	C	8	-	X	X	X

For example the pump head (ITEM #1) for this pump would be:

Part Number: L0200700-HPV



There is a KOPkit (rebuild kit) available for your pump that includes items 1, 2, 5, 7, 8, 9, 10 and a bleed valve o-ring

The part number for the KOPkit can be found on your pump data label or you can determine the KOPkit part number from your pump model number by using the fourth, seventh, eighth, ninth and tenth positions for the model string

EXAMPLE:

Model	L	P	H	7	S	A	-	W	T	C	8	-	X	X	X
KOPkit Number				7				W	T	C	8				

PART NUMBER	QTY	DIGIT IN POSITION NUMBER FOUR OF THE MODEL NUMBER
ITEM NO. 1: PUMP HEAD (FPP)		
L0200700-FPP	1	7
L0200800-FPP	1	8
ITEM NO. 2: DIAPHRAGM		
L0301400-THY	1	7
L0301600-THY	1	8
ITEM NO. 3: DEFLECTION PLATE		
L2100700-FPP	1	7
NOT USED		8
ITEM NO. 5: SHIM (0-2 REQUIRED)		
L9901200-BRS	0-2	ANY DIGIT
ITEM NO. 7 & 8: PUMP HEAD SCREWS AND WASHERS KIT (CONTAINS BOLTS AND WASHERS)		
L3900300-000	1	7
L3900600-000	1	8
ITEM NO. 9: SUCTION VALVE		
L3101TC8-FPP	1	ANY DIGIT
ITEM NO. 10: DISCHARGE VALVE		
L3201TC8-FPP	1	ANY DIGIT
ITEM NO. 11: BLEED VALVE		
NO BLEED VALVE		
ITEM NO. 12: FOOT VALVE/STRAINER		
NO FOOT VALVE		
ITEM NO. 13: INJECTION VALVE		
J61570	1	ANY DIGIT
REPLACEMENT FUSES		
L9707300-000	1	E+ SERIES AND E SERIES PUMPS WITH FUSE HOLDER
L9711200-000	1	A+, C, C+ AND E SERIES PUMPS WITH PC BOARD MOUNTED FUSE
L9704700-000	1	SERIES E-DC PUMPS
L9700700-250	1	SERIES MP PUMP-CIRCUIT

= K7WTC8

WTSK WET END PARTS

The following part numbers are the pump models with liquid end code WTSK in the model
EXAMPLE: LVH7SA-WTSK-XXX

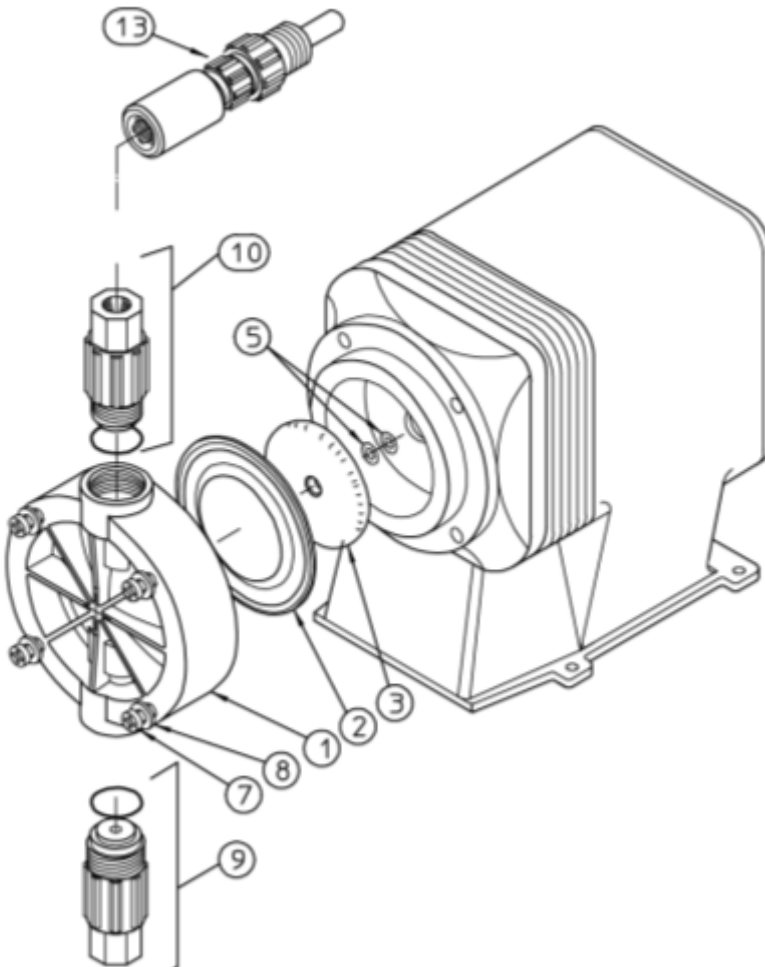
Use the fourth digit in the model number from your pump to identify the part numbers below

EXAMPLE MODEL:

Position	1	2	3	4	5	6	-	7	8	9	10	-	11	12	13
Model:	L	V	H	7	S	A	-	W	T	S	K	-	X	X	X

For example the pump head (ITEM #1) for this pump would be:

Part Number: L0200700-HPV



There is a KOPkit (rebuild kit) available for your pump that includes items 1, 2, 5, 7, 8, 9, 10 and a bleed valve o-ring

The part number for the KOPkit can be found on your pump data label or you can determine the KOPkit part number from your pump model number by using the fourth, seventh, eighth, ninth and tenth positions for the model string

EXAMPLE:

Model	L	V	H	7	S	A	-	W	T	S	K	-	X	X	X
KOPkit Number				7				W	T	S	K				

PART NUMBER	QTY	DIGIT IN POSITION NUMBER FOUR OF THE MODEL NUMBER
ITEM NO. 1: PUMP HEAD (FPP)		
L0200700-FPP	1	7
L0200800-FPP	1	8
ITEM NO. 2: DIAPHRAGM		
L0301400-THY	1	7
L0301600-THY	1	8
ITEM NO. 3: DEFLECTION PLATE		
L2100700-FPP	1	7
NOT USED		8
ITEM NO. 5: SHIM (0-2 REQUIRED)		
L9901200-BRS	0-2	ANY DIGIT
ITEM NO. 7 & 8: PUMP HEAD SCREWS AND WASHERS KIT (CONTAINS BOLTS AND WASHERS)		
L3900300-000	1	7
L3900600-000	1	8
ITEM NO. 9: SUCTION VALVE		
L3101TS7-FPP	1	ANY DIGIT
ITEM NO. 10: DISCHARGE VALVE		
L3201TSK-FPP	1	ANY DIGIT
ITEM NO. 11: BLEED VALVE		
NO BLEED VALVE		
ITEM NO. 12: FOOT VALVE/STRAINER		
NO FOOT VALVE		
ITEM NO. 13: INJECTION VALVE		
J61485	1	ANY DIGIT
REPLACEMENT FUSES		
L9707300-000	1	E+ SERIES AND E SERIES PUMPS WITH FUSE HOLDER
L9711200-000	1	A+, C, C+ AND E SERIES PUMPS WITH PC BOARD MOUNTED FUSE
L9704700-000	1	SERIES E-DC PUMPS
L9700700-250	1	SERIES MP PUMP-CIRCUIT

= K7WTSK

WVC3 WET END PARTS

The following part numbers are the pump models with liquid end code WVC3 in the model
EXAMPLE: LPH7SA-WVC3-XXX

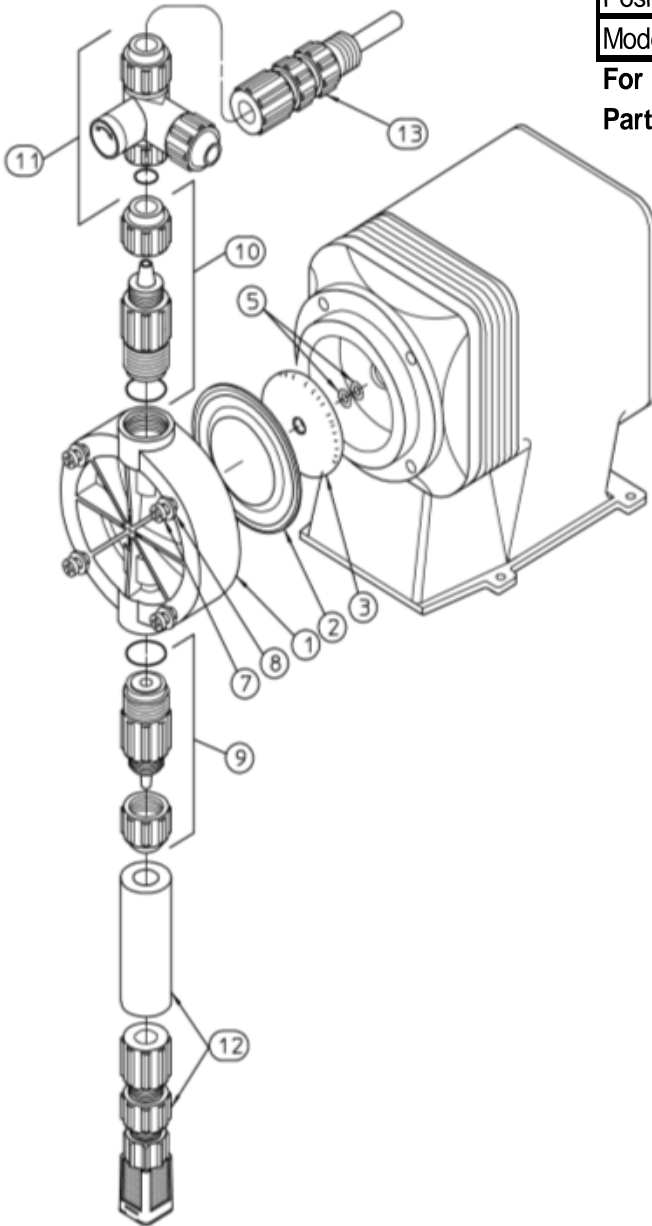
Use the fourth digit in the model number from your pump to identify the part numbers below

EXAMPLE MODEL:

Position	1	2	3	4	5	6	-	7	8	9	10	-	11	12	13
Model:	L	V	H	7	S	A	-	W	V	C	3	-	X	X	X

For example the pump head (ITEM #1) for this pump would be:

Part Number: L0200700-HPV



There is a KOPkit (rebuild kit) available for your pump that includes items 1, 2, 5, 7, 8, 9, 10 and a bleed valve o-ring

The part number for the KOPkit can be found on your pump data label
or you can determine the KOPkit part number from your pump model number
by using the fourth, seventh, eighth, ninth and tenth positions for the model string

EXAMPLE:

Model	L	P	H	7	S	A	-	W	V	C	3	-	X	X	X
KOPkit Number				7				W	V	C	3				

PART NUMBER	QTY	DIGIT IN POSITION NUMBER FOUR OF THE MODEL NUMBER
ITEM NO. 1: PUMP HEAD		
L0200700-HPV	1	7
ITEM NO. 2: DIAPHRAGM		
L0301400-THY	1	7
ITEM NO. 3: DEFLECTION PLATE		
L2100700-FPP	1	7
ITEM NO. 5: SHIM (0-2 REQUIRED)		
L9901200-BRS	0-2	ANY DIGIT
ITEM NO. 7 & 8: PUMP HEAD SCREWS AND WASHERS KIT (CONTAINS BOLTS AND WASHERS)		
L3900300-000	1	7
ITEM NO. 9: SUCTION VALVE		
L3101VC3-PVC	1	ANY DIGIT
ITEM NO. 10: DISCHARGE VALVE		
L3201VC3-PVC	1	ANY DIGIT
ITEM NO. 11: BLEED VALVE		
L3201V03-PVC	1	ANY DIGIT
ITEM NO. 12: FOOT VALVE/STRAINER		
J60730	1	7
ITEM NO. 13: INJECTION VALVE		
J41714	1	7
REPLACEMENT FUSES		
L9707300-000	1	E+ SERIES AND E SERIES PUMPS WITH FUSE HOLDER
L9711200-000	1	A+, C, C+ AND E SERIES PUMPS WITH PC BOARD MOUNTED FUSE
L9704700-000	1	SERIES E-DC PUMPS
L9700700-250	1	SERIES MP PUMP-CIRCUIT

= K7WVC3



Cannon Water Technology Inc.

233 Technology Way Suite 9, Rocklin, CA 95765

Voice: 1 916-315-2691 FAX: 1 916-304-0210

<https://cannonwater.com/>

csd@cannonwater.com

