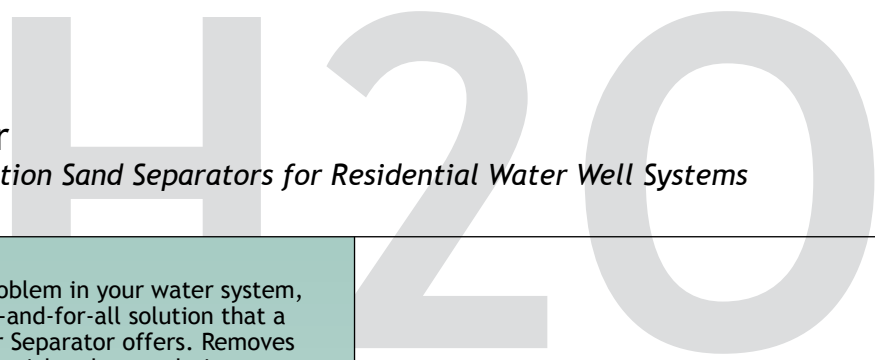


# SandMaster

Centrifugal-Action Sand Separators for Residential Water Well Systems



Carbon Steel Construction

When sand is a problem in your water system, consider the once-and-for-all solution that a LAKOS SandMaster Separator offers. Removes sand, silt & grit particles that settle in water within 3 minutes or less. Protects entire water systems from abrasive wear, clogging and premature replacement:

- Protects sprinkler nozzles from wear and clogging
- Extends the life & operating cycles of water softeners, under-sink R.O. systems & water treatment/cartridge systems
- Eliminates build-up in hot water heaters, ice-makers, toilet tanks and other water-related appliances
- Minimizes clogging of washing machine inlet screens and faucet aerators/screens
- Cleaner water for all your residential fresh water requirements

Model selection requires only matching the water system's pump flow (see reverse for model options). Oversizing is not recommended. Easy to install. Automatic valve options for maintenance-free operation.

### Performance tested

Independent testing confirms that SandMaster removes 200 mesh (74 micron) sand, silt and other settleable particle matter to protect water systems from troublesome, abrasive solids.

### No screens, cartridges or filter elements to clean or replace

Centrifugal action removes sand, silt & scale from water.

### Installs with no potential for system clogging or pressure loss

The SandMaster installs *between* the pump and pressure tank (see diagram on reverse), eliminating the potential for system pressure loss. Will not clog or reduce pump flow.

Certain models are NSF Certified as low lead products and compliant with California's drinking water standard, according to Health and Safety Code Section AB1953.



- H20-05 Sandmaster
- H20-10 Sandmaster
- H20-20 Sandmaster
- H20-30 Sandmaster
- H20-45 Sandmaster



Flow Range:  
5 - 70 U.S. gpm (70 - 265 liters/min.)

See reverse for model options. Models also available for higher flow rates and commercial/irrigation applications

For Downhole Pump Protection: Models also available for downhole installation to protect submersible pumps from abrasive wear. Ask for details.

*SandMaster separates you from sand problems.*



## ACCESSORIES



AccuPurge



AutoPurge



Visual Purge



Mounting Brackets

## Limited Warranty

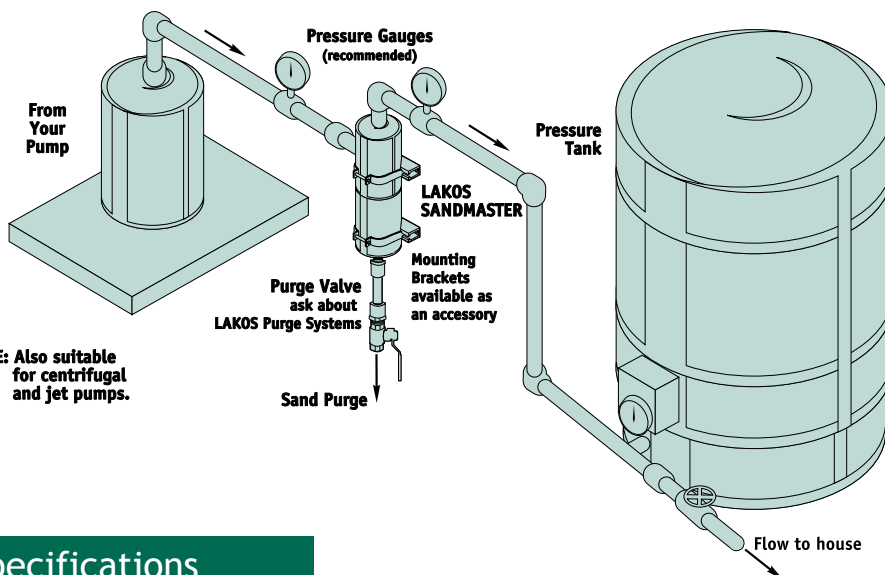
The LAKOS SandMaster is warranted to be free of material or workmanship defects for at least *one year* from delivery date.

If a fault develops, notify us, giving a complete description of the alleged malfunction. Include the model number(s), date of delivery and operating conditions of subject product(s). We will subsequently review this information and, at our option, supply you with either servicing data or shipping instruction and returned materials authorization. Upon prepaid receipt of subject product(s) at the instructed destination, we will then either repair or replace such product(s), at our option, and if determined to be a warranted defect, we will perform such necessary product repairs or replace such product(s) at our expense.

This limited warranty does not cover any products, damages or injuries resulting from misuse, neglect, normal expected wear, chemically-caused corrosion, improper installation or operation contrary to factory recommendation. Nor does it cover equipment that has been modified, tampered with or altered without authorization.

No other extended liabilities are stated or implied and this warranty in no event covers incidental or consequential damages, injuries or costs resulting from any such defective product(s).

Lakos Separators are manufactured and sold under one or more of the following U.S. Patents:  
 5,320,747; 5,338,341; 5,368,735; 5,425,876; 5,571,416; 5,578,203; 5,622,545; 5,653,874; 5,894,995; 6,090,276; 6,143,175; 6,167,960; 6,202,543; 7,000,782; 7,032,760 and corresponding foreign patents, other U.S. and foreign patents pending.



**NOTE: Also suitable for centrifugal and jet pumps.**

## Specifications

Model	Flow Range		Inlet/Outlet Size*	Dry Weight		Weight With Water	
	U.S. gpm	liters/min		lbs.	kg	lbs.	kg
H20-05	5-10	19-38	1/2"	7	4.0	16	7.3
H20-10	10-20	38-76	3/4"	8	4.0	16	7.3
H20-20	20-32	76-120	1"	13	6.0	33	15.0
H20-30	30-48	114-182	1-1/4"	13	6.0	33	15.0
H20-45	45-70	170-265	1-1/2"	13	6.0	33	15.0

\*Caution: Do not size unit by pipe size (see below).

Maximum System Pressure: 100 psi (6.9 bar)  
 Maximum Temperature: 120°F (49°C)  
 Material Construction: Carbon steel outer body; plastic internal

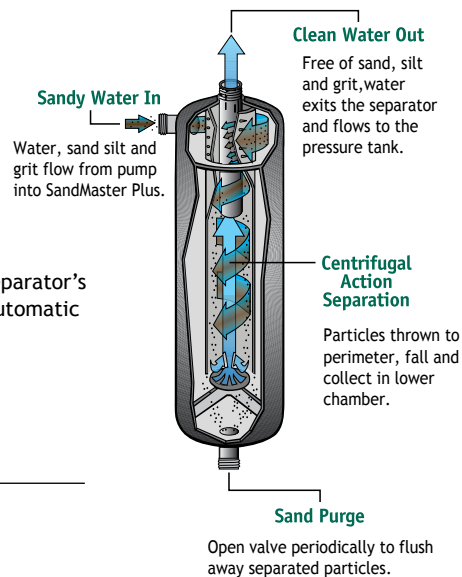
Models H20-05 & H20-10

- Height: 19-3/8 inches (492 mm)
- Diameter: 4-1/2 inches (114 mm)

Models H20-20, H20-30 & H20-45

- Height: 24-3/4 inches (629 mm)
- Diameter: 6 inches (152 mm)

Note: Recommend 12 inches (305 mm) of space below separator's purge outlet for installation and use of manual and/or automatic purge valve below unit. See illustration above.



## How to Determine Sizing

Each model of the SandMaster operates best within a specific flow range. Do not simply use your system pipe size to determine the SandMaster model that will work best to remove sand and sediment from your water supply. Model selection should be based on flow rate.

To determine your flow rate:

1. If you have an outlet valve between the pump and the pressure tank, open it fully and record the volume of water (liters or gallons) that comes out of the valve in one minute.
2. If you only have an outlet valve (faucet) between the pressure tank and the house, turn off all other water outlets and record the

when the pump shuts off and when it starts again.

Select the SandMaster model based on the results of your flow rate determined above.

## The Complete Family of LAKOS Residential Filtration Solutions



Refer to literature LS-847 at [www.LAKOS.com](http://www.LAKOS.com) for more information

## Cannon Water Technology Inc.

233 Technology Way Suite 9  
 Rocklin, CA 95765  
 Voice: 1 916-315-2691  
 FAX: 1 916-304-0210  
<https://cannonwater.com/>  
[csd@cannonwater.com](mailto:csd@cannonwater.com)

**LAKOS**  
 Separators and Filtration Solutions